

Course compilation for MATC12 "ODE 1" HT 2020

Course coordinator: Nils Dencker

Number of students: 59 registered students.

Grades: 1 U, 32 G, 15 VG of 48 students taking the exam and the reexam.

Evaluation

I. Summary of Course Evaluation

Total number of answers: 12

Short summary of the result: Unfortunately, only 20% took the course evaluation, which is only half of last time. That could be because the majority of the students were exchange students. The ongoing pandemic could also have influenced the response rate (see below).

There were still too many students who spent too little time on the course, which is going at half speed. 33% worked a maximum of 12 hours a week, which was a reduction from the 45% last time, but 8% worked more than 20 hours a week on the course. It was 67% who felt that they had been relatively active on the course, which was less than last time, and 92% thought it had been a reasonable workload.

It was 67% who thought that the prerequisites were sufficient for the course, 55% thought the course worked well, and 73% thought it was clear what was expected of them. About 82% felt that the literature helped and 91% that the exercises helped. It was 83% that felt that the exam matched the content and level of the course. These percentages were less than the last time, which may be a consequence of the ongoing pandemic (see below).

A clear majority (73%) thought that the course has made them more confident in tackling unfamiliar problems but only 58% in working in groups which was less than last time. Almost everyone (92%) thought that the course had increased their reading and writing skills, but only 67% their verbal skills, which is about the same as last time.

73% were satisfied with the quality of the course, about the same as last time.

II. Evaluation of changes since last course

The biggest change since the last course was the developing pandemic situation, which meant that all the teaching went online after 26 November.

III. Proposed changes to the next course

There were no suggestions for changes from the students.

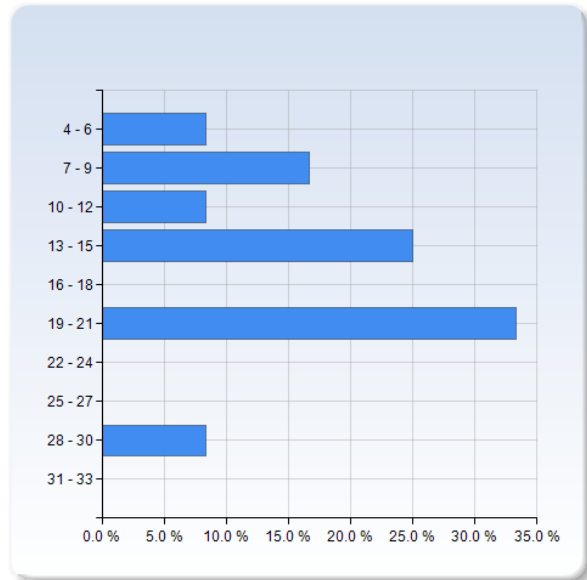
2021-01-14 Compiled by Nils Dencker

ODE1 2020

Answer Count: 12

On average, how many hours per week have I spent on this course (including lectures, problem sessions, etc):

| On average, how many hours per week have I spent on this course (including lectures, problem sessions, etc): | Number of Responses |
|--|---------------------|
| 4 - 6 | 1 (8.3%) |
| 7 - 9 | 2 (16.7%) |
| 10 - 12 | 1 (8.3%) |
| 13 - 15 | 3 (25.0%) |
| 16 - 18 | 0 (0.0%) |
| 19 - 21 | 4 (33.3%) |
| 22 - 24 | 0 (0.0%) |
| 25 - 27 | 0 (0.0%) |
| 28 - 30 | 1 (8.3%) |
| 31 - 33 | 0 (0.0%) |
| Total | 12 (100.0%) |

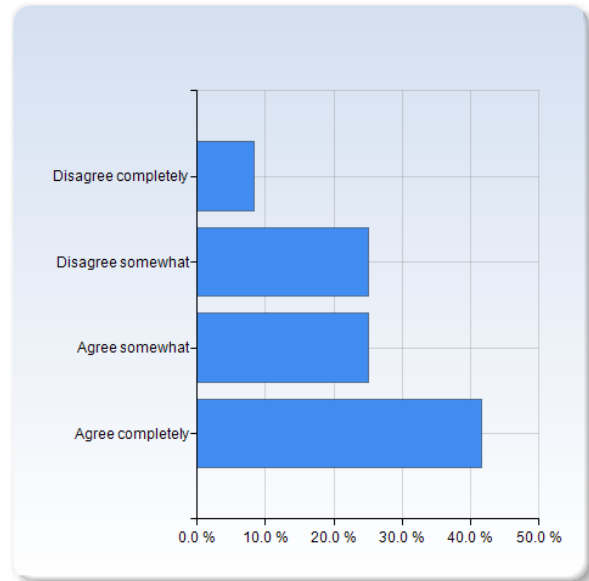


| | Mean | Standard Deviation |
|--|------|--------------------|
| On average, how many hours per week have I spent on this course (including lectures, problem sessions, etc): | 15.6 | 6.9 |

About me

I have participated actively in the course

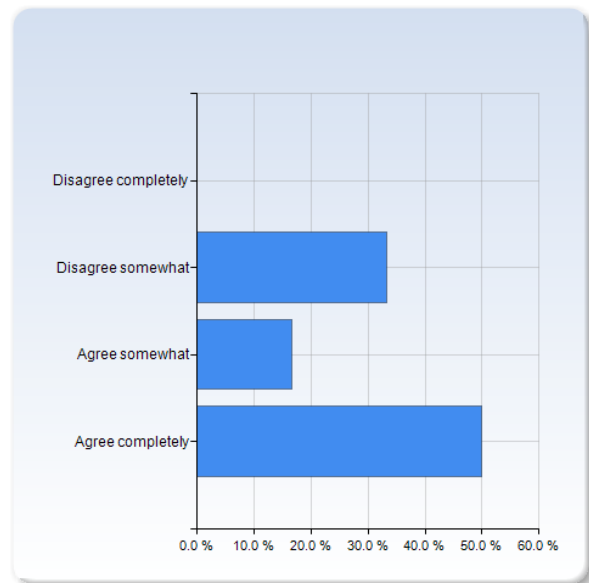
| I have participated actively in the course | Number of Responses |
|--|---------------------|
| Disagree completely | 1 (8.3%) |
| Disagree somewhat | 3 (25.0%) |
| Agree somewhat | 3 (25.0%) |
| Agree completely | 5 (41.7%) |
| Total | 12 (100.0%) |



| | Mean | Standard Deviation |
|--|------|--------------------|
| I have participated actively in the course | 3.0 | 1.0 |

My prior knowledge has been sufficient to be able to learn the contents of this course

| My prior knowledge has been sufficient to be able to learn the contents of this course | Number of Responses |
|--|---------------------|
| Disagree completely | 0 (0.0%) |
| Disagree somewhat | 4 (33.3%) |
| Agree somewhat | 2 (16.7%) |
| Agree completely | 6 (50.0%) |
| Total | 12 (100.0%) |

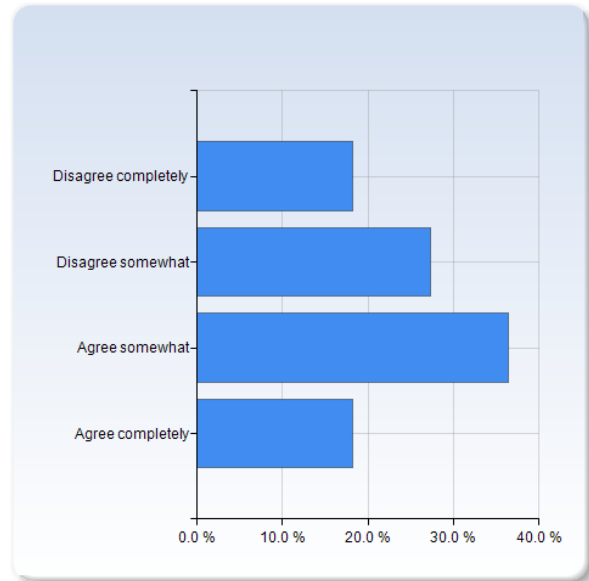


| | Mean | Standard Deviation |
|--|------|--------------------|
| My prior knowledge has been sufficient to be able to learn the contents of this course | 3.2 | 0.9 |

On the teaching of the course

The way the course was taught worked well for me and helped me do my best

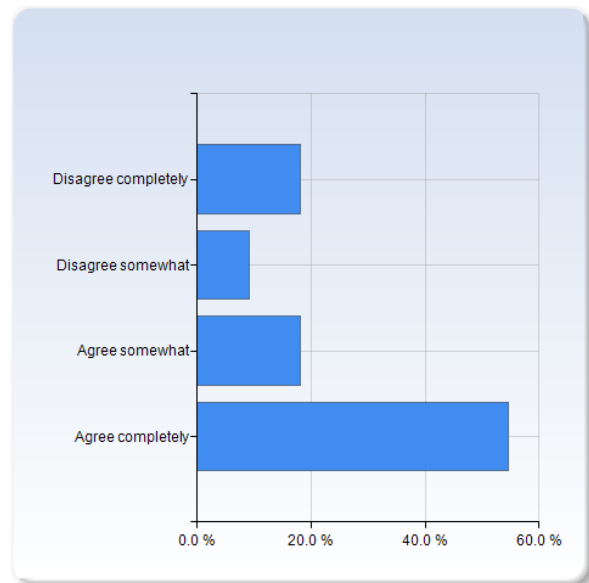
| The way the course was taught worked well for me and helped me do my best | Number of Responses |
|---|---------------------|
| Disagree completely | 2 (18.2%) |
| Disagree somewhat | 3 (27.3%) |
| Agree somewhat | 4 (36.4%) |
| Agree completely | 2 (18.2%) |
| Total | 11 (100.0%) |



| | Mean | Standard Deviation |
|---|------|--------------------|
| The way the course was taught worked well for me and helped me do my best | 2.5 | 1.0 |

It was clear throughout the course what was expected of me

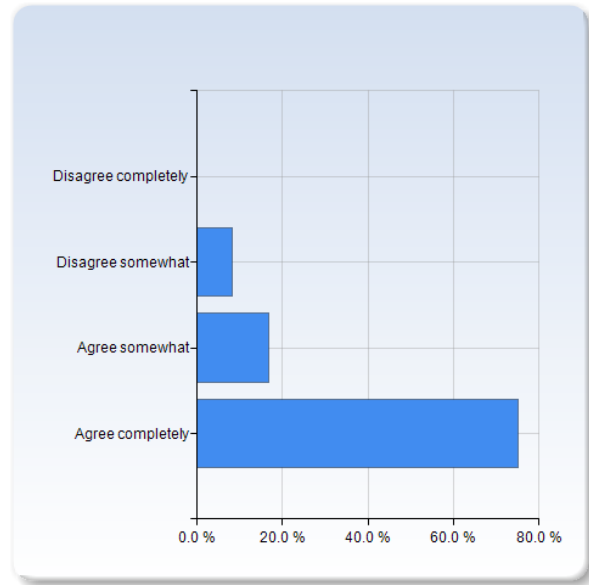
| It was clear throughout the course what was expected of me | Number of Responses |
|--|---------------------|
| Disagree completely | 2 (18.2%) |
| Disagree somewhat | 1 (9.1%) |
| Agree somewhat | 2 (18.2%) |
| Agree completely | 6 (54.5%) |
| Total | 11 (100.0%) |



| | Mean | Standard Deviation |
|--|------|--------------------|
| It was clear throughout the course what was expected of me | 3.1 | 1.2 |

The course had a reasonable workload

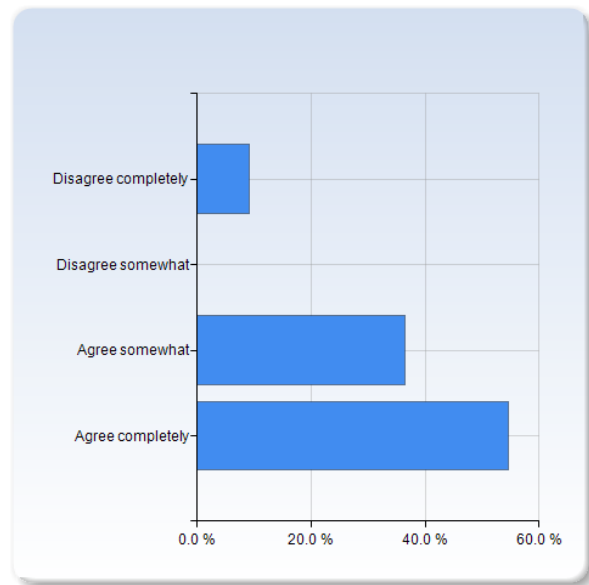
| The course had a reasonable workload | Number of Responses |
|--------------------------------------|---------------------|
| Disagree completely | 0 (0.0%) |
| Disagree somewhat | 1 (8.3%) |
| Agree somewhat | 2 (16.7%) |
| Agree completely | 9 (75.0%) |
| Total | 12 (100.0%) |



| | Mean | Standard Deviation |
|--------------------------------------|------|--------------------|
| The course had a reasonable workload | 3.7 | 0.7 |

The homework/hand-ins/projects really helped my learning

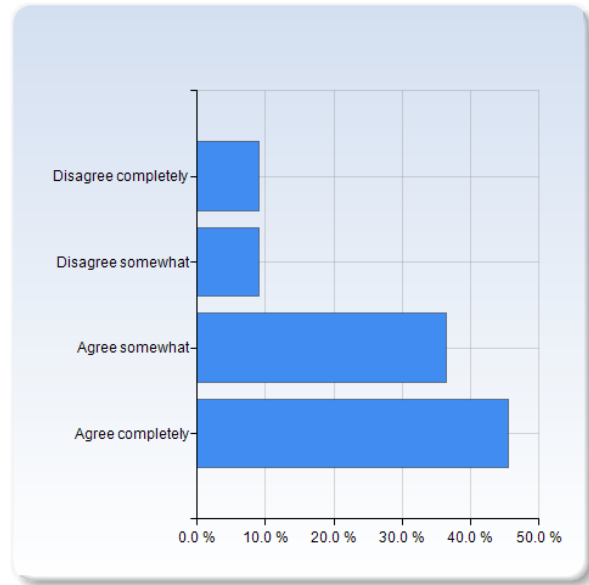
| The homework/hand-ins/projects really helped my learning | Number of Responses |
|--|---------------------|
| Disagree completely | 1 (9.1%) |
| Disagree somewhat | 0 (0.0%) |
| Agree somewhat | 4 (36.4%) |
| Agree completely | 6 (54.5%) |
| Total | 11 (100.0%) |



| | Mean | Standard Deviation |
|--|------|--------------------|
| The homework/hand-ins/projects really helped my learning | 3.4 | 0.9 |

The course literature really helped my learning

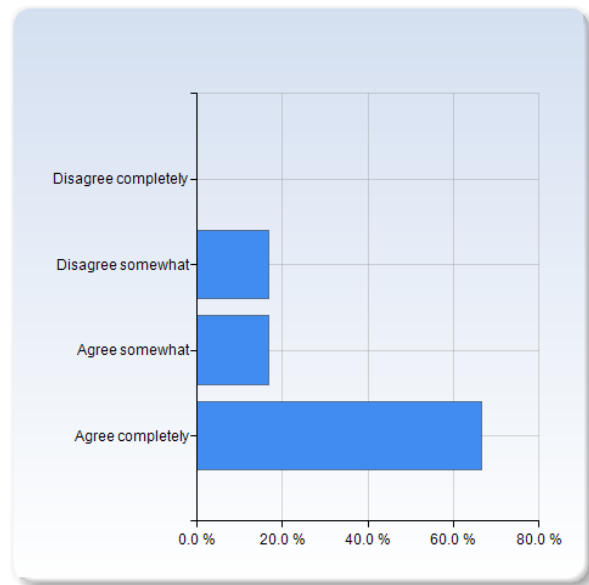
| The course literature really helped my learning | Number of Responses |
|---|---------------------|
| Disagree completely | 1 (9.1%) |
| Disagree somewhat | 1 (9.1%) |
| Agree somewhat | 4 (36.4%) |
| Agree completely | 5 (45.5%) |
| Total | 11 (100.0%) |



| | Mean | Standard Deviation |
|---|------|--------------------|
| The course literature really helped my learning | 3.2 | 1.0 |

The contents and level of the examination matched the contents and level of the course

| The contents and level of the examination matched the contents and level of the course | Number of Responses |
|--|---------------------|
| Disagree completely | 0 (0.0%) |
| Disagree somewhat | 2 (16.7%) |
| Agree somewhat | 2 (16.7%) |
| Agree completely | 8 (66.7%) |
| Total | 12 (100.0%) |

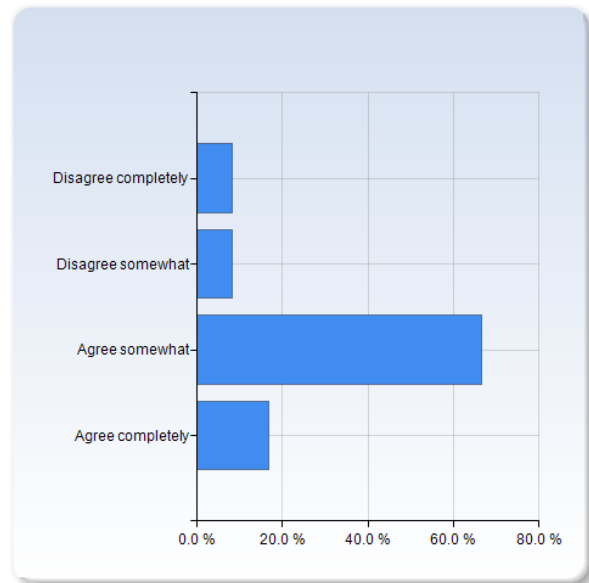


| | Mean | Standard Deviation |
|--|------|--------------------|
| The contents and level of the examination matched the contents and level of the course | 3.5 | 0.8 |

On the development of generic skills

As a result this course, I feel confident about tackling unfamiliar problems

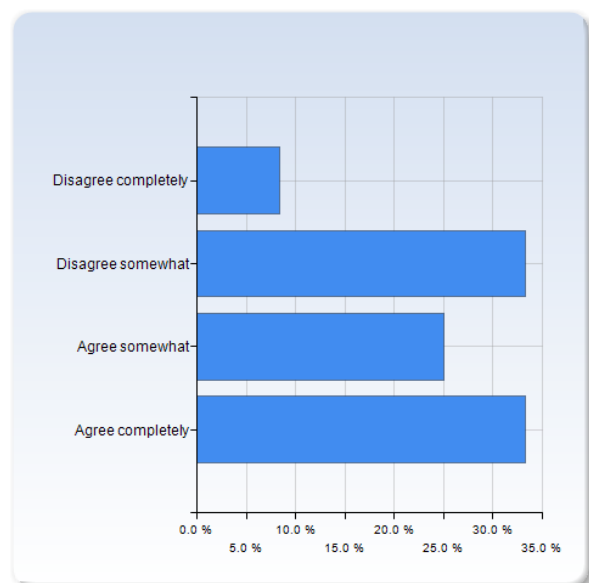
| As a result this course, I feel confident about tackling unfamiliar problems | Number of Responses |
|--|---------------------|
| Disagree completely | 1 (8.3%) |
| Disagree somewhat | 1 (8.3%) |
| Agree somewhat | 8 (66.7%) |
| Agree completely | 2 (16.7%) |
| Total | 12 (100.0%) |



| | Mean | Standard Deviation |
|--|------|--------------------|
| As a result this course, I feel confident about tackling unfamiliar problems | 2.9 | 0.8 |

As a result this course, I feel more confident working on mathematical problems as part of a group

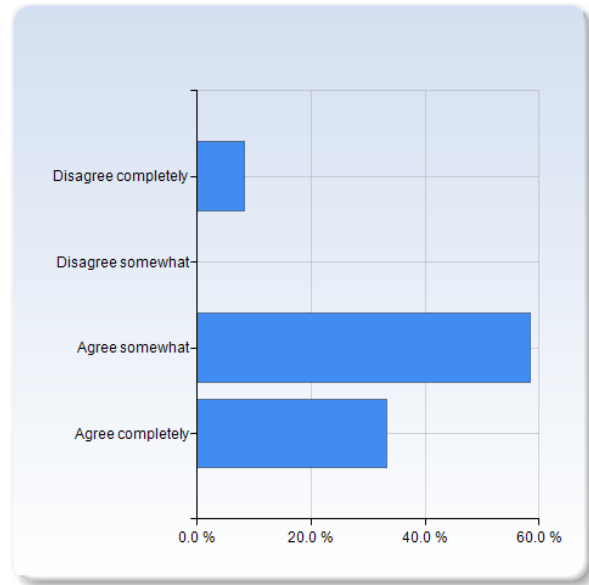
| As a result this course, I feel more confident working on mathematical problems as part of a group | Number of Responses |
|--|---------------------|
| Disagree completely | 1 (8.3%) |
| Disagree somewhat | 4 (33.3%) |
| Agree somewhat | 3 (25.0%) |
| Agree completely | 4 (33.3%) |
| Total | 12 (100.0%) |



| | Mean | Standard Deviation |
|--|------|--------------------|
| As a result this course, I feel more confident working on mathematical problems as part of a group | 2.8 | 1.0 |

The course has increased my ability to read a mathematical text

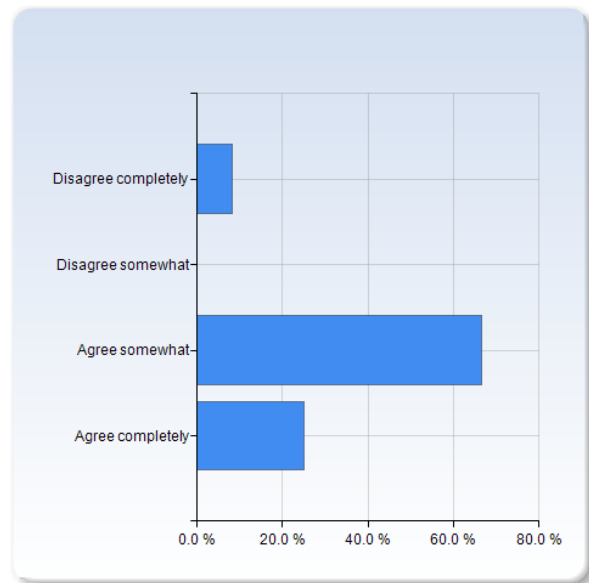
| The course has increased my ability to read a mathematical text | Number of Responses |
|---|---------------------|
| Disagree completely | 1 (8.3%) |
| Disagree somewhat | 0 (0.0%) |
| Agree somewhat | 7 (58.3%) |
| Agree completely | 4 (33.3%) |
| Total | 12 (100.0%) |



| | Mean | Standard Deviation |
|---|------|--------------------|
| The course has increased my ability to read a mathematical text | 3.2 | 0.8 |

The course has increased my ability to communicate mathematics in writing

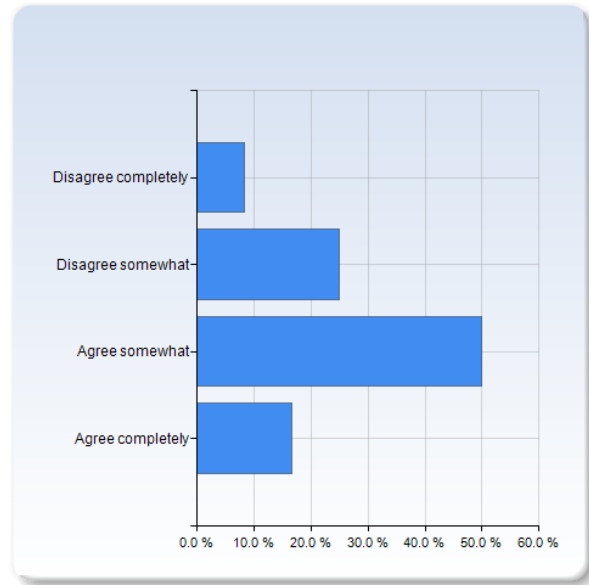
| The course has increased my ability to communicate mathematics in writing | Number of Responses |
|---|---------------------|
| Disagree completely | 1 (8.3%) |
| Disagree somewhat | 0 (0.0%) |
| Agree somewhat | 8 (66.7%) |
| Agree completely | 3 (25.0%) |
| Total | 12 (100.0%) |



| | Mean | Standard Deviation |
|---|------|--------------------|
| The course has increased my ability to communicate mathematics in writing | 3.1 | 0.8 |

The course has increased my ability to communicate mathematics orally

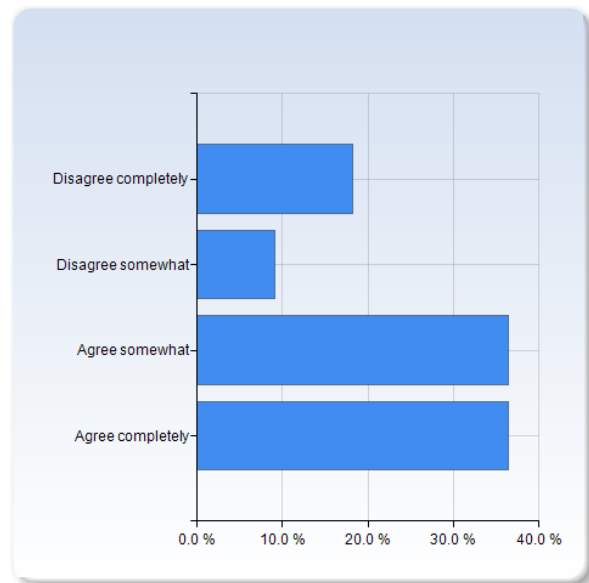
| The course has increased my ability to communicate mathematics orally | Number of Responses |
|---|---------------------|
| Disagree completely | 1 (8.3%) |
| Disagree somewhat | 3 (25.0%) |
| Agree somewhat | 6 (50.0%) |
| Agree completely | 2 (16.7%) |
| Total | 12 (100.0%) |



| | Mean | Standard Deviation |
|---|------|--------------------|
| The course has increased my ability to communicate mathematics orally | 2.8 | 0.9 |

In conclusion

| Overall I was satisfied with the quality of the course | Number of Responses |
|--|---------------------|
| Disagree completely | 2 (18.2%) |
| Disagree somewhat | 1 (9.1%) |
| Agree somewhat | 4 (36.4%) |
| Agree completely | 4 (36.4%) |
| Total | 11 (100.0%) |



| | Mean | Standard Deviation |
|--|------|--------------------|
| Overall I was satisfied with the quality of the course | 2.9 | 1.1 |