

Report on "Specialised course in Linear Functional Analysis", MATP45,
Fall 2020

The course has been taught in the standard way, in class, with lectures combined with presentations delivered by the students, until mid-November 2020, when we went over to online lectures due to the new restrictions imposed by the Lund University related to the pandemic. For these lectures via zoom I have used a white-board and the laptop camera. It turned out that a regular blackboard would have provided a better contrast. There were 9 registered students, 5 of them took the take-home exam out of which 2 passed with VG, 2 with G and 1 failed. Only two students filled the evaluation form. The feedback was somewhat critical to the use of the white-board, but very positive regarding the material handled by this course. This is complementary to the lectures in Functional Analysis and offers a number of applications of the abstract results presented there, as well as many exercises. A major part of the material has been presented by the students. It seems this approach is appreciated by them.

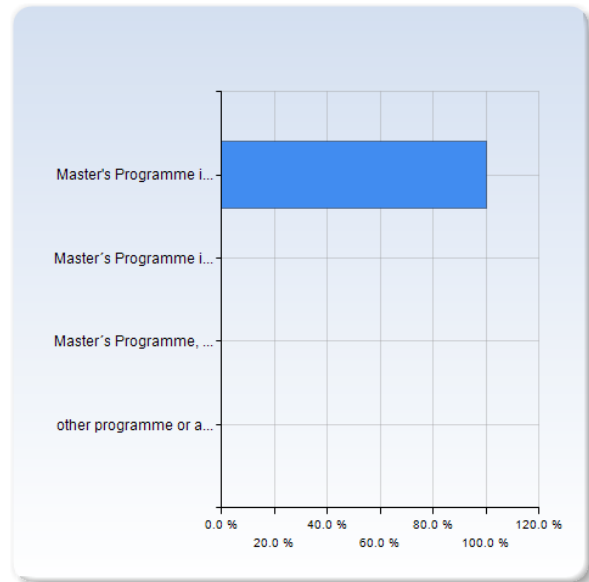
Alexandru Aleman, lecturer

Course evaluation MATP45 autumn 2020

Answer Count: 2

I have studied this course as part of

I have studied this course as part of	Number of Responses
Master's Programme in Mathematics	2 (100.0%)
Master's Programme in Mathematical Statistics	0 (0.0%)
Master's Programme, other specialization	0 (0.0%)
other programme or as stand alone course	0 (0.0%)
Total	2 (100.0%)

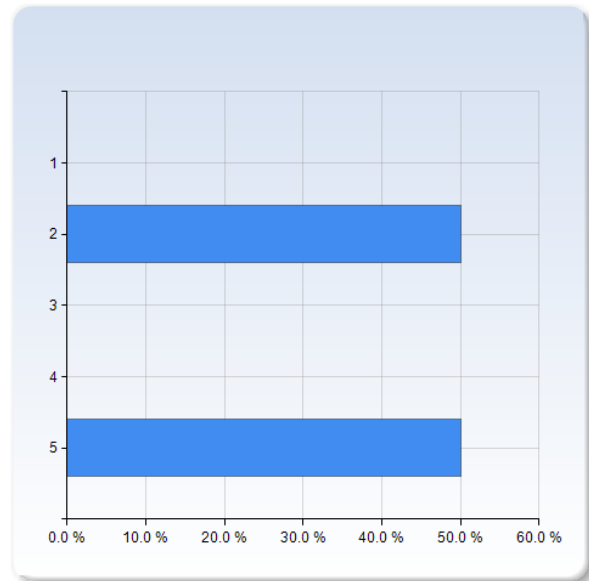


I have studied this course as part of	Mean	Standard Deviation
I have studied this course as part of	4.0	0.0

On the scale 1-5 select the option that best matches your opinion: 1= disagree completely → 3= partly agree → 5= agree completely

2. My prior knowledge has been sufficient to assimilate the contents of this course.

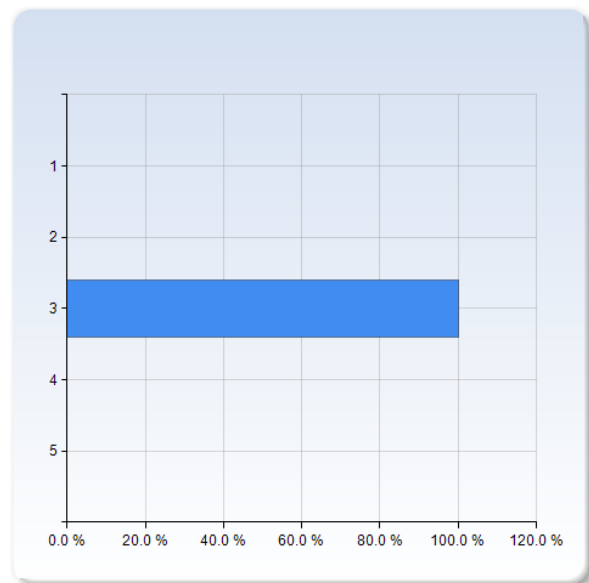
2. My prior knowledge has been sufficient to assimilate the contents of this course.	Number of Responses
1	0 (0.0%)
2	1 (50.0%)
3	0 (0.0%)
4	0 (0.0%)
5	1 (50.0%)
Total	2 (100.0%)



	Mean	Standard Deviation
2. My prior knowledge has been sufficient to assimilate the contents of this course.	3.5	2.1

3. I have participated actively in the course.

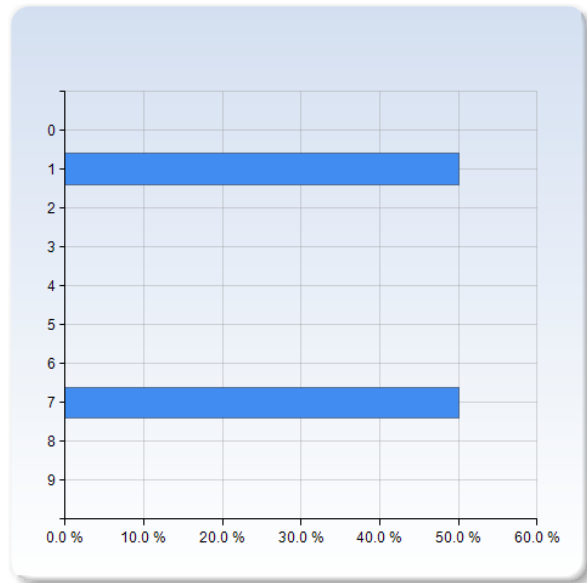
3. I have participated actively in the course.	Number of Responses
1	0 (0.0%)
2	0 (0.0%)
3	2 (100.0%)
4	0 (0.0%)
5	0 (0.0%)
Total	2 (100.0%)



	Mean	Standard Deviation
3. I have participated actively in the course.	3.0	0.0

Average number of hours spent in total on the course per week (including scheduled activities):

Average number of hours spent in total on the course per week (including scheduled activities):	Number of Responses
0	0 (0.0%)
1	1 (50.0%)
2	0 (0.0%)
3	0 (0.0%)
4	0 (0.0%)
5	0 (0.0%)
6	0 (0.0%)
7	1 (50.0%)
8	0 (0.0%)
9	0 (0.0%)
Total	2 (100.0%)



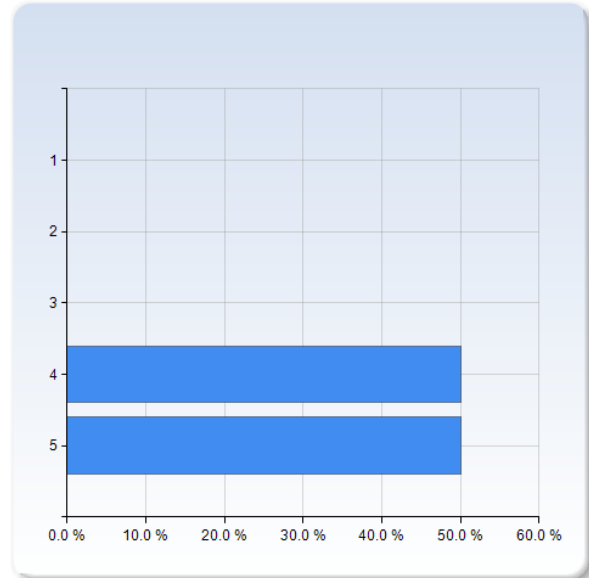
Average number of hours spent in total on the course per week (including scheduled activities):	Mean	Standard Deviation
	4.0	4.2

The course in general

On the scale 1-5 select the option that best matches your opinion: 1= disagree completely → 3= partly agree → 5= agree completely

The way the course was taught and organised suited me.

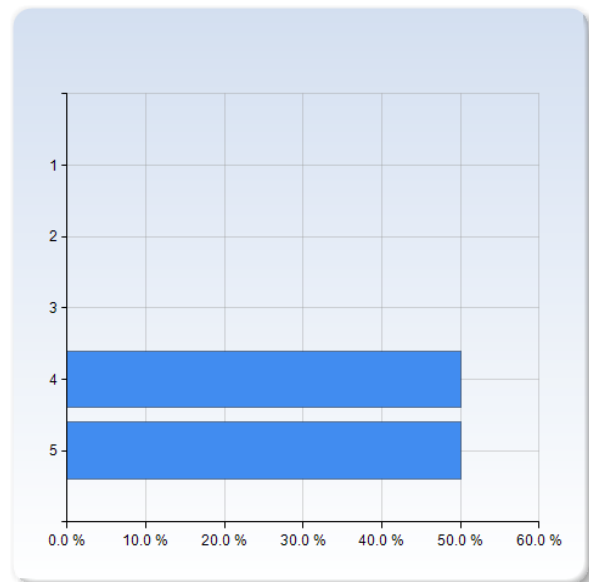
The way the course was taught and organised suited me.	Number of Responses
1	0 (0.0%)
2	0 (0.0%)
3	0 (0.0%)
4	1 (50.0%)
5	1 (50.0%)
Total	2 (100.0%)



	Mean	Standard Deviation
The way the course was taught and organised suited me.	4.5	0.7

The number of teacher lead activities (lectures.) has been satisfactory.

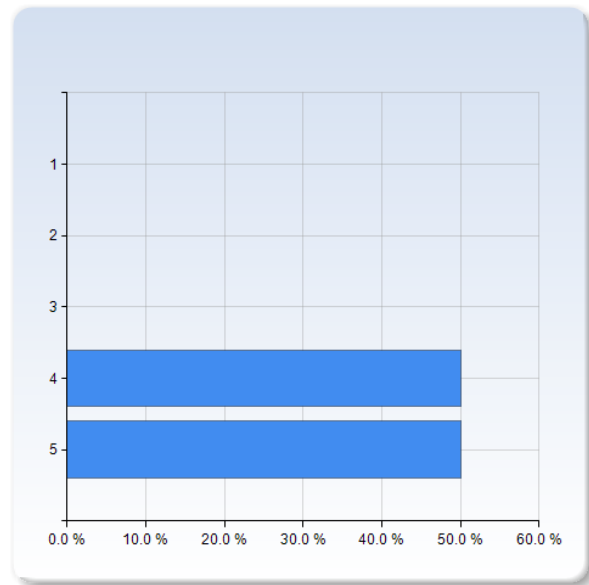
The number of teacher lead activities (lectures.) has been satisfactory.	Number of Responses
1	0 (0.0%)
2	0 (0.0%)
3	0 (0.0%)
4	1 (50.0%)
5	1 (50.0%)
Total	2 (100.0%)



	Mean	Standard Deviation
The number of teacher lead activities (lectures.) has been satisfactory.	4.5	0.7

The lectures were valuable for my learning.

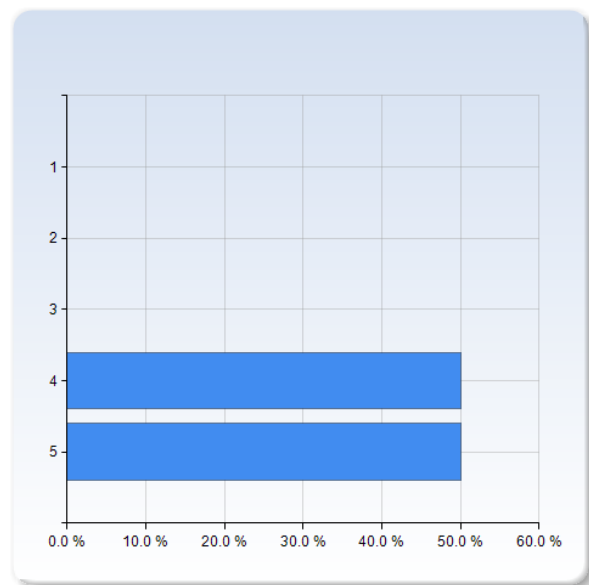
The lectures were valuable for my learning.	Number of Responses
1	0 (0.0%)
2	0 (0.0%)
3	0 (0.0%)
4	1 (50.0%)
5	1 (50.0%)
Total	2 (100.0%)



The lectures were valuable for my learning.	Mean	Standard Deviation
	4.5	0.7

Studying on my own was valuable for my learning.

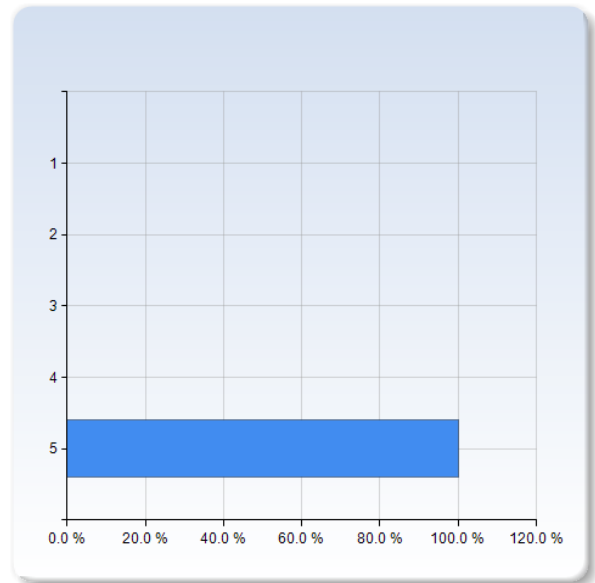
Studying on my own was valuable for my learning.	Number of Responses
1	0 (0.0%)
2	0 (0.0%)
3	0 (0.0%)
4	1 (50.0%)
5	1 (50.0%)
Total	2 (100.0%)



	Mean	Standard Deviation
Studying on my own was valuable for my learning.	4.5	0.7

The course literature/material was a valuable learning resource.

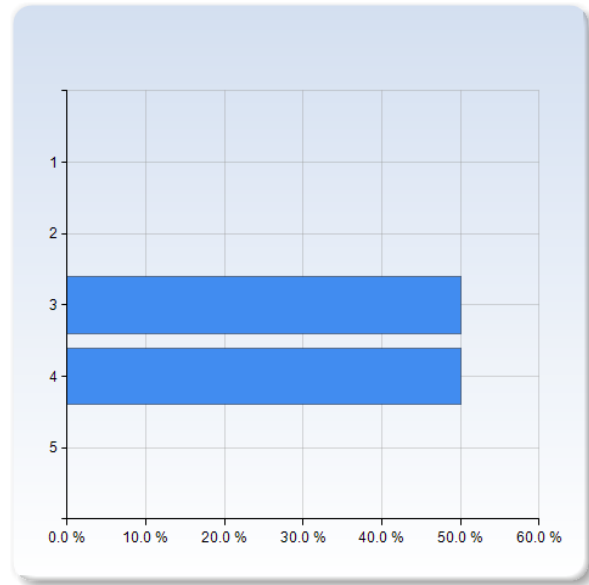
The course literature/material was a valuable learning resource.	Number of Responses
1	0 (0.0%)
2	0 (0.0%)
3	0 (0.0%)
4	0 (0.0%)
5	2 (100.0%)
Total	2 (100.0%)



	Mean	Standard Deviation
The course literature/material was a valuable learning resource.	5.0	0.0

The information I received before the course start was satisfactory.

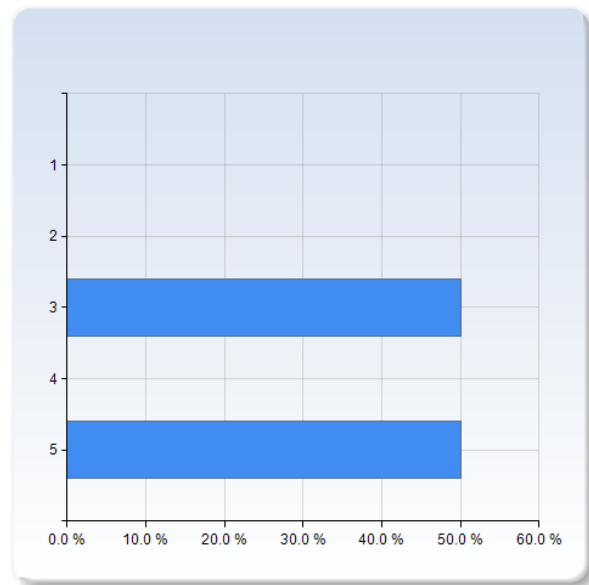
The information I received before the course start was satisfactory.	Number of Responses
1	0 (0.0%)
2	0 (0.0%)
3	1 (50.0%)
4	1 (50.0%)
5	0 (0.0%)
Total	2 (100.0%)



The information I received before the course start was satisfactory.	Mean	Standard Deviation
	3.5	0.7

The communication with the teacher during the course was good.

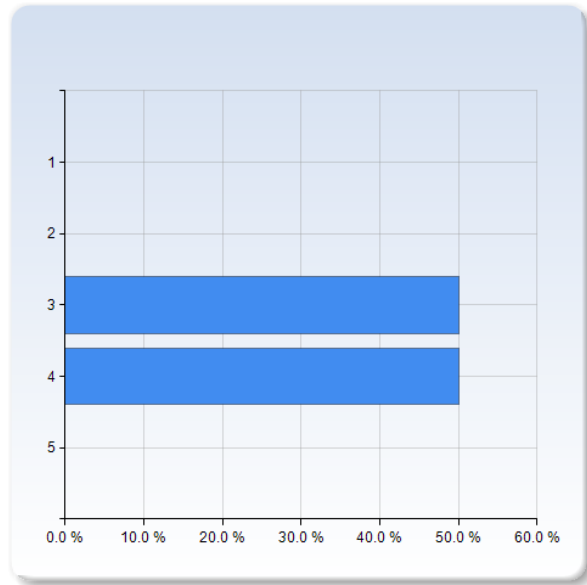
The communication with the teacher during the course was good.	Number of Responses
1	0 (0.0%)
2	0 (0.0%)
3	1 (50.0%)
4	0 (0.0%)
5	1 (50.0%)
Total	2 (100.0%)



The communication with the teacher during the course was good.	Mean	Standard Deviation
	4.0	1.4

It was clear throughout the course what was expected of me.

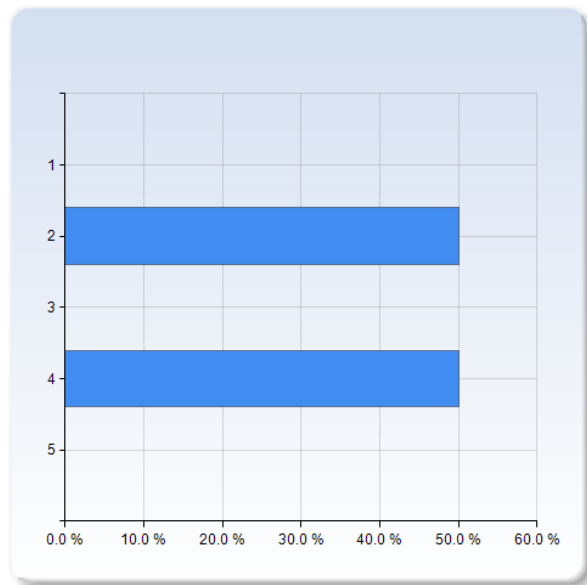
It was clear throughout the course what was expected of me.	Number of Responses
1	0 (0.0%)
2	0 (0.0%)
3	1 (50.0%)
4	1 (50.0%)
5	0 (0.0%)
Total	2 (100.0%)



	Mean	Standard Deviation
It was clear throughout the course what was expected of me.	3.5	0.7

I have received valuable feedback from my teacher during the course.

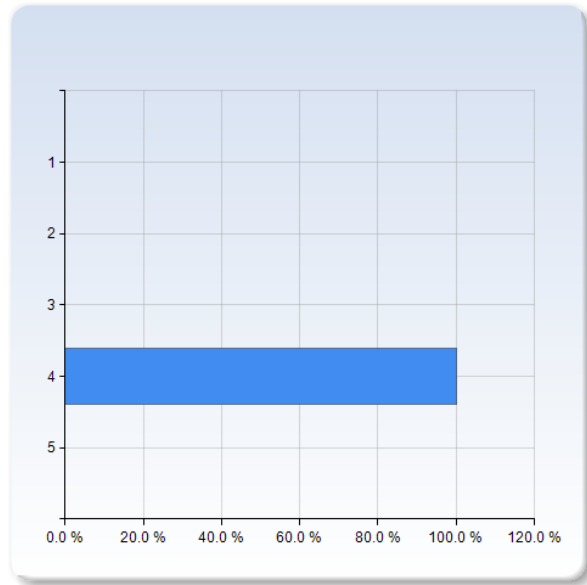
I have received valuable feedback from my teacher during the course.	Number of Responses
1	0 (0.0%)
2	1 (50.0%)
3	0 (0.0%)
4	1 (50.0%)
5	0 (0.0%)
Total	2 (100.0%)



	Mean	Standard Deviation
I have received valuable feedback from my teacher during the course.	3.0	1.4

The course had a reasonable workload.

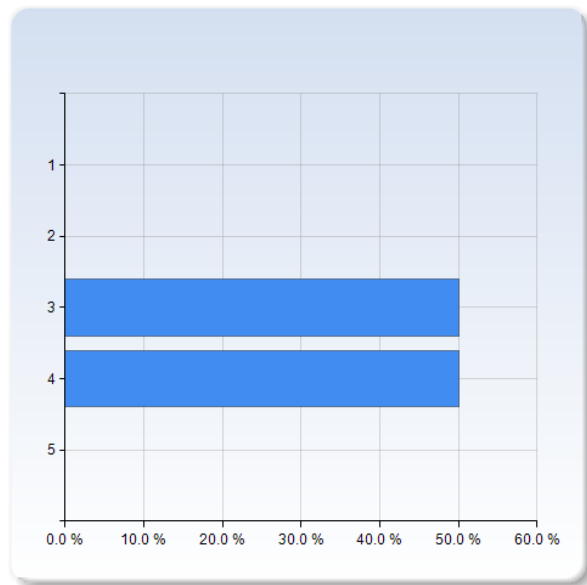
The course had a reasonable workload.	Number of Responses
1	0 (0.0%)
2	0 (0.0%)
3	0 (0.0%)
4	2 (100.0%)
5	0 (0.0%)
Total	2 (100.0%)



	Mean	Standard Deviation
The course had a reasonable workload.	4.0	0.0

The workload was evenly distributed throughout the course.

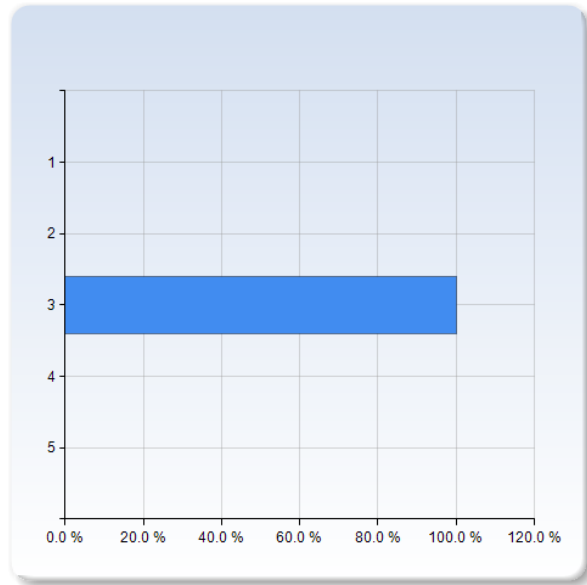
The workload was evenly distributed throughout the course.	Number of Responses
1	0 (0.0%)
2	0 (0.0%)
3	1 (50.0%)
4	1 (50.0%)
5	0 (0.0%)
Total	2 (100.0%)



	Mean	Standard Deviation
The workload was evenly distributed throughout the course.	3.5	0.7

The examination matched the contents and level of the course.

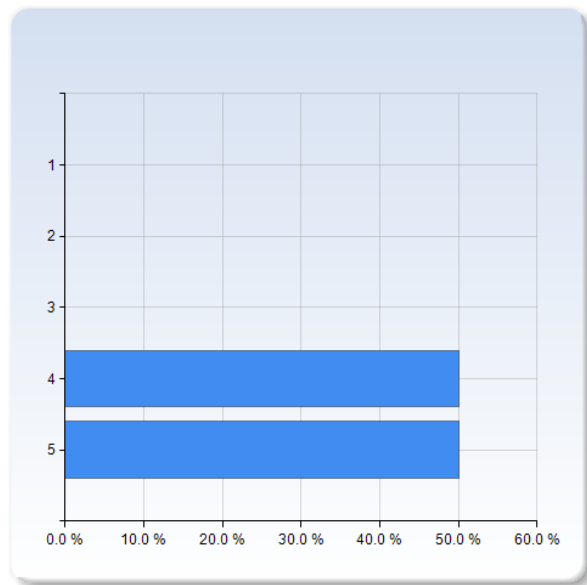
The examination matched the contents and level of the course.	Number of Responses
1	0 (0.0%)
2	0 (0.0%)
3	2 (100.0%)
4	0 (0.0%)
5	0 (0.0%)
Total	2 (100.0%)



	Mean	Standard Deviation
The examination matched the contents and level of the course.	3.0	0.0

Overall, I am satisfied with the course.

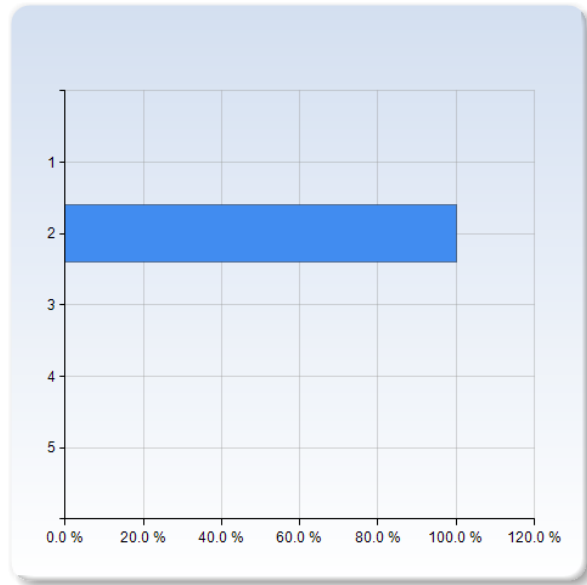
Overall, I am satisfied with the course.	Number of Responses
1	0 (0.0%)
2	0 (0.0%)
3	0 (0.0%)
4	1 (50.0%)
5	1 (50.0%)
Total	2 (100.0%)



	Mean	Standard Deviation
Overall, I am satisfied with the course.	4.5	0.7

Following the lectures online worked well for me.

Following the lectures online worked well for me.	Number of Responses
1	0 (0.0%)
2	2 (100.0%)
3	0 (0.0%)
4	0 (0.0%)
5	0 (0.0%)
Total	2 (100.0%)

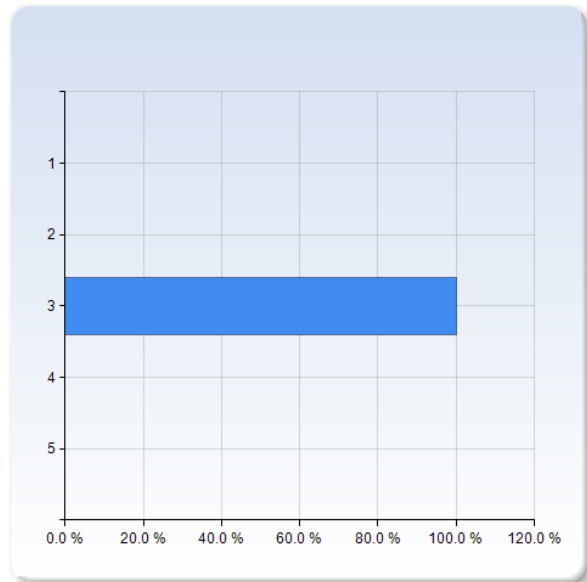


	Mean	Standard Deviation
Following the lectures online worked well for me.	2.0	0.0

On the development of generic skills

On a scale 1-5 select the option that best matches your opinion: 1= disagree completely → 3= partly agree → 5= agree completely
 The course has increased my ability to read a mathematical text.

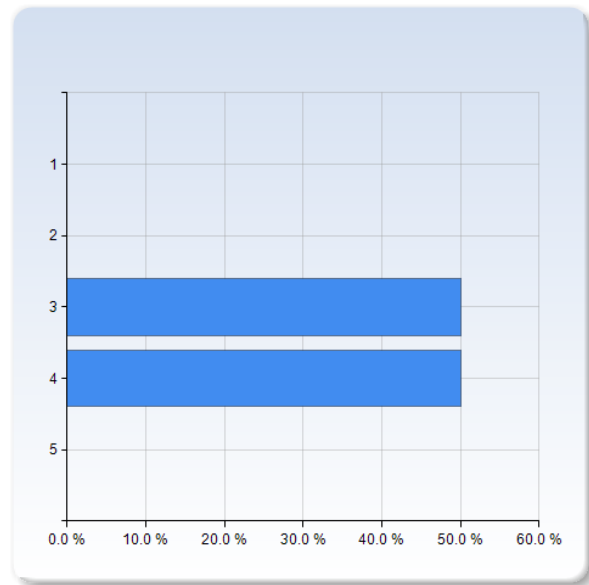
The course has increased my ability to read a mathematical text.	Number of Responses
1	0 (0.0%)
2	0 (0.0%)
3	2 (100.0%)
4	0 (0.0%)
5	0 (0.0%)
Total	2 (100.0%)



	Mean	Standard Deviation
The course has increased my ability to read a mathematical text.	3.0	0.0

The course has increased my ability to communicate the subject in writing.

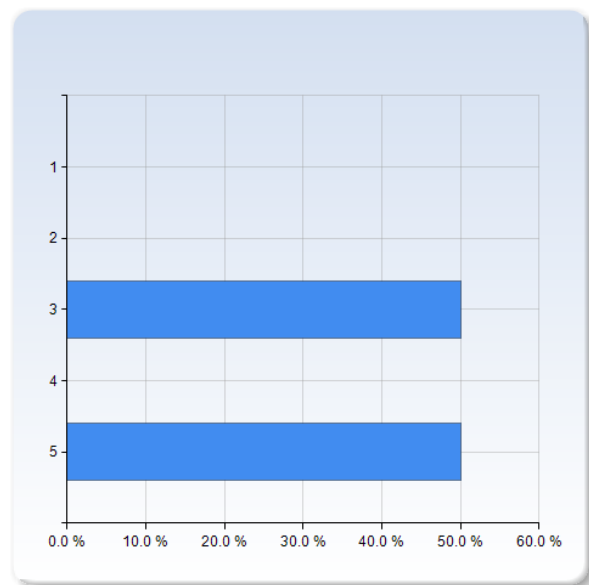
The course has increased my ability to communicate the subject in writing.	Number of Responses
1	0 (0.0%)
2	0 (0.0%)
3	1 (50.0%)
4	1 (50.0%)
5	0 (0.0%)
Total	2 (100.0%)



	Mean	Standard Deviation
The course has increased my ability to communicate the subject in writing.	3.5	0.7

The course has increased my ability to communicate the subject orally.

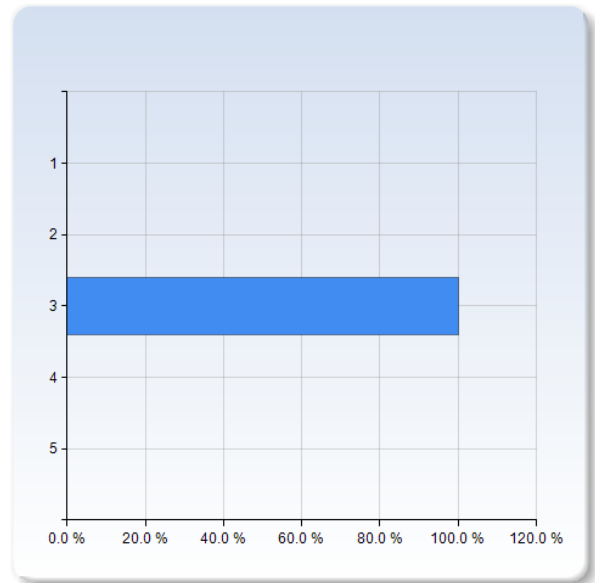
The course has increased my ability to communicate the subject orally.	Number of Responses
1	0 (0.0%)
2	0 (0.0%)
3	1 (50.0%)
4	0 (0.0%)
5	1 (50.0%)
Total	2 (100.0%)



	Mean	Standard Deviation
The course has increased my ability to communicate the subject orally.	4.0	1.4

The course has increased my ability to cooperate.

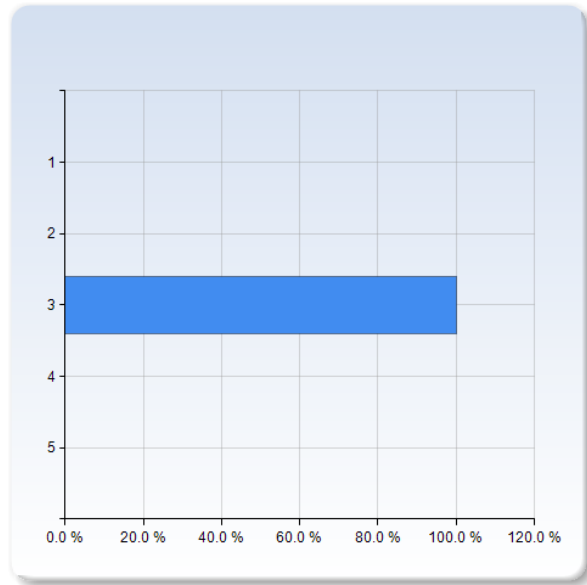
The course has increased my ability to cooperate.	Number of Responses
1	0 (0.0%)
2	0 (0.0%)
3	2 (100.0%)
4	0 (0.0%)
5	0 (0.0%)
Total	2 (100.0%)



	Mean	Standard Deviation
The course has increased my ability to cooperate.	3.0	0.0

The course has increased my ability to search and process information.

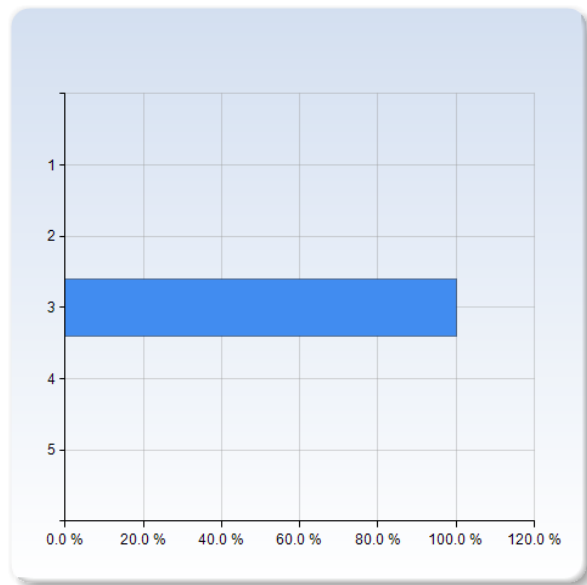
The course has increased my ability to search and process information.	Number of Responses
1	0 (0.0%)
2	0 (0.0%)
3	2 (100.0%)
4	0 (0.0%)
5	0 (0.0%)
Total	2 (100.0%)



	Mean	Standard Deviation
The course has increased my ability to search and process information.	3.0	0.0

The course has increased my ability to analyze and solve problems.

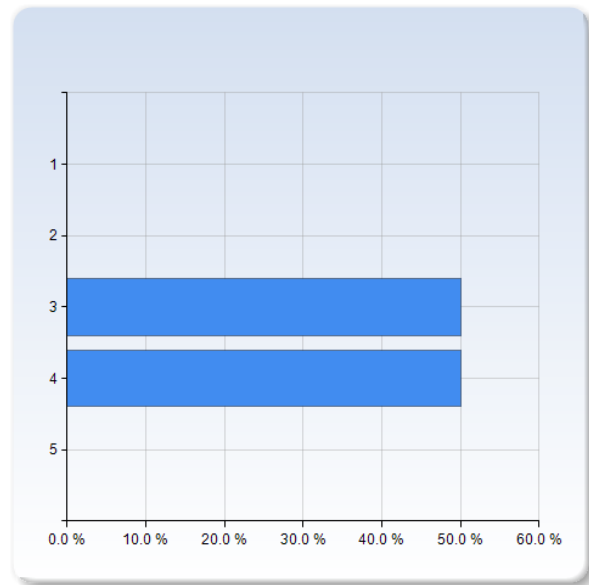
The course has increased my ability to analyze and solve problems.	Number of Responses
1	0 (0.0%)
2	0 (0.0%)
3	2 (100.0%)
4	0 (0.0%)
5	0 (0.0%)
Total	2 (100.0%)



	Mean	Standard Deviation
The course has increased my ability to analyze and solve problems.	3.0	0.0

As a result of this course, I feel confident about tackling unfamiliar problems.

As a result of this course, I feel confident about tackling unfamiliar problems.	Number of Responses
1	0 (0.0%)
2	0 (0.0%)
3	1 (50.0%)
4	1 (50.0%)
5	0 (0.0%)
Total	2 (100.0%)



	Mean	Standard Deviation
As a result of this course, I feel confident about tackling unfamiliar problems.	3.5	0.7

What did you appreciate most with the course?

What did you appreciate most with the course?

The teacher was nice and gave good feedback. The course programme on Canvas was well-structured and it was easy to see what was planned. I also liked the overall way that the course was taught (with presentations and problem solving).

What do you think should be improved?

What do you think should be improved?

When we started having online lectures I thought it was hard to see what was written on the board.

Have you during this course experienced course literature, staff or teaching methods to be discriminatory in any way (gender, ethnicity, etc.)?

Have you during this course experienced course literature, staff or teaching methods to be discriminatory in any way (gender, ethnicity, etc.)?
No.