



**LUND UNIVERSITY**  
Faculty of Science

Centre for Mathematical Sciences  
Division of Mathematics and Numerical Analysis

## Course Analysis for MATB23 Analysis in Several Variables 2, Autumn 2021

### Course Information

**Lecturer:** Anders Olofsson

**Teaching assistants:** Joakim Cronvall

**Number of students:** 45 students

25 newly registered and 20 re-registered.

3 students answered the course evaluation, 2 of them are enrolled on Bachelor's Programme in Mathematics.

### Examination

**Written examination:** 13 students passed.

- Ordinary examination 20/12 2021: 20 students participated and 8 of them passed.

- Resit examination 11/1 2021: 14 students participated and 6 of them passed.

#### **Final grades:**

In all, 14 students, including 3 re-registered students, have got their final grade.

3 passed with distinction.

11 passed.

### Course Evaluation

#### **Summary of student's answers:**

See separate document.

**Teachers' comments:** See separate document.

## Kurskommentar Flervariabelanalys 2 ht 2021 Anders Olofsson

Resultatet på kursen är 11 stycken G och 3 stycken VG fördelat på två stycken tentamenstillfällen. De inkomna kursvärderingarna var positiva, men svarsfrekvensen var låg med endast 3 stycken inkomna svar.

Kursen genomfördes på traditionellt sätt med föreläsningar, räkneövningar och skriftlig sals-tentamen. Antalet deltagande studenter på kursen var lågt. Endast fåtalet studenter besökte räkneövningarna. Närvaron på föreläsningarna var dock högre.

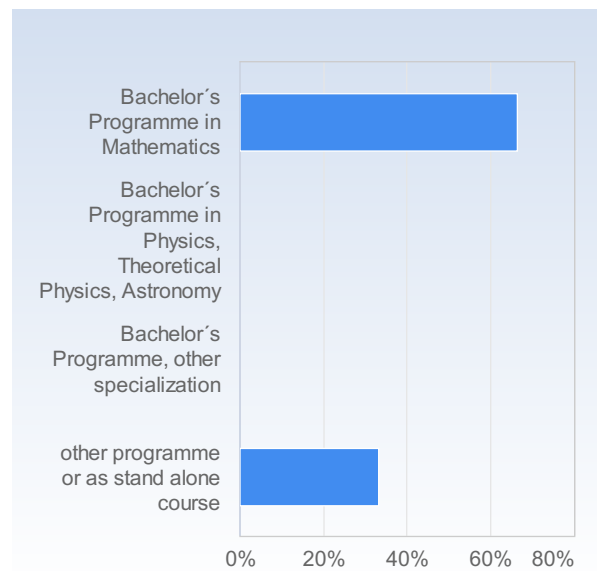
Resultatet på kursen är under förväntan. Detta skall dock ses i ljuset av att kursen föregåtts av ett och ett halvt års korona-mässig utbildning. Det finns även misstanke om att reformer i grundutbildningen har degenererat utbildningen. Jag avhåller mig från att gå in på detaljer.

# Analysis in several variables 2, autumn 2021

Answer Count: 3

## I have studied this course as part of

I have studied this course as part of	Number of responses
Bachelor's Programme in Mathematics	2 (66,7%)
Bachelor's Programme in Physics, Theoretical Physics, Astronomy	0 (0,0%)
Bachelor's Programme, other specialization	0 (0,0%)
other programme or as stand alone course	1 (33,3%)
Total	3 (100,0%)

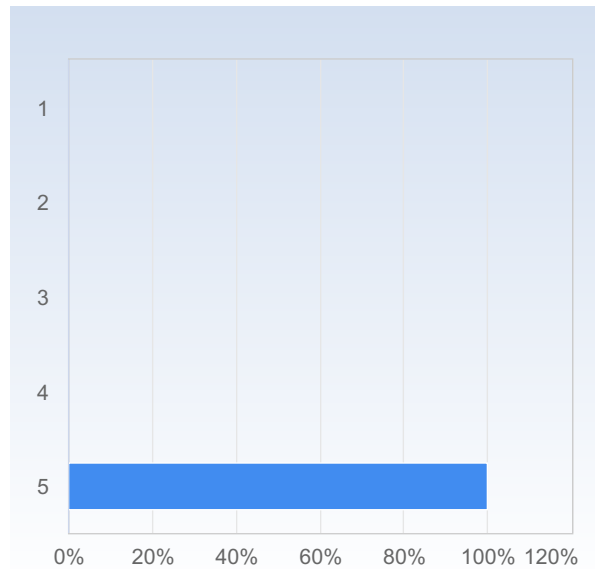


	Mean	Standard Deviation
I have studied this course as part of	3,3	4,0

**On the scale 1-5 select the option that best matches your opinion: 1= disagree completely → 3= partly agree → 5= agree completely**

**2.  My prior knowledge has been sufficient to assimilate the contents of this course.**

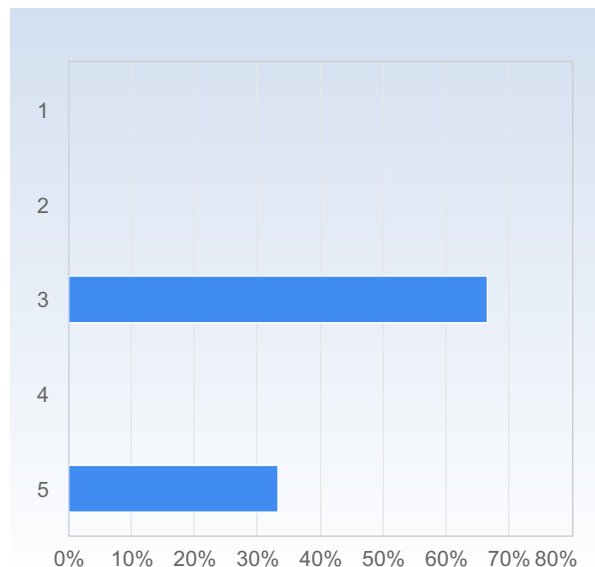
2. <input type="checkbox"/> My prior knowledge has been sufficient to assimilate the contents of this course.	Number of responses
1	0 (0,0%)
2	0 (0,0%)
3	0 (0,0%)
4	0 (0,0%)
5	3 (100,0%)
Total	3 (100,0%)



	Mean	Standard Deviation
2. <input type="checkbox"/> My prior knowledge has been sufficient to assimilate the contents of this course.	5,0	0,0

**3.  I have participated actively in the course.**

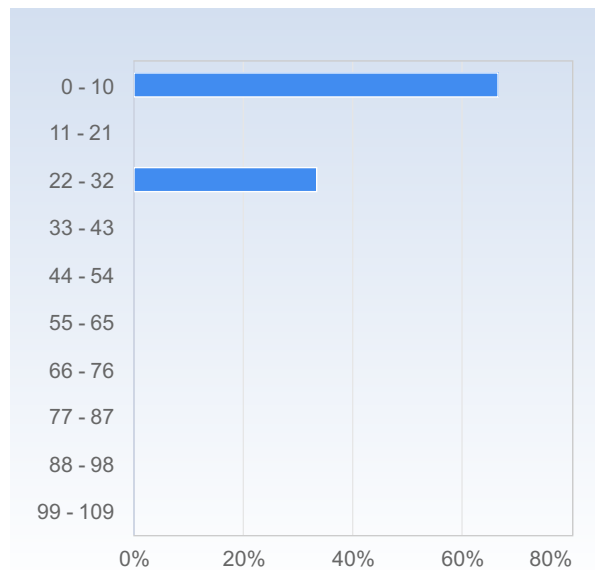
3. <input type="checkbox"/> I have participated actively in the course.	Number of responses
1	0 (0,0%)
2	0 (0,0%)
3	2 (66,7%)
4	0 (0,0%)
5	1 (33,3%)
Total	3 (100,0%)



	Mean	Standard Deviation
3. <input type="checkbox"/> I have participated actively in the course.	3,7	1,2

## Average number of hours spent in total on the course per week (including scheduled activities):

Average number of hours spent in total on the course per week (including scheduled activities):	Number of responses
0 - 10	2 (66,7%)
11 - 21	0 (0,0%)
22 - 32	1 (33,3%)
33 - 43	0 (0,0%)
44 - 54	0 (0,0%)
55 - 65	0 (0,0%)
66 - 76	0 (0,0%)
77 - 87	0 (0,0%)
88 - 98	0 (0,0%)
99 - 109	0 (0,0%)
Total	3 (100,0%)



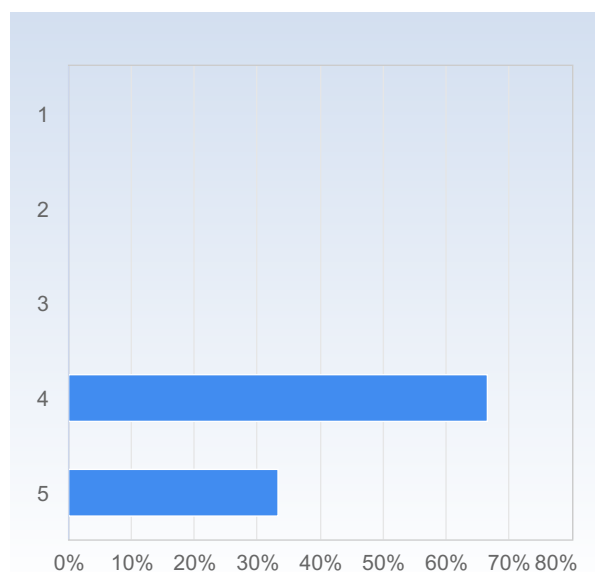
	Mean	Standard Deviation
Average number of hours spent in total on the course per week (including scheduled activities):	15,0	13,2

## The course in general

On the scale 1-5 select the option that best matches your opinion: 1= disagree completely → 3= partly agree → 5= agree completely

The way the course was taught and organised suited me.

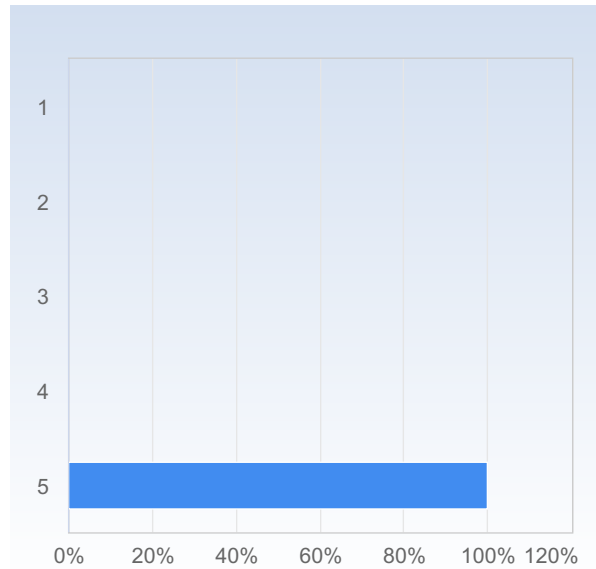
The way the course was taught and organised suited me.	Number of responses
1	0 (0,0%)
2	0 (0,0%)
3	0 (0,0%)
4	2 (66,7%)
5	1 (33,3%)
Total	3 (100,0%)



	Mean	Standard Deviation
The way the course was taught and organised suited me.	4,3	0,6

## The number of teacher lead activities (lectures, seminars etc.) has been satisfactory.

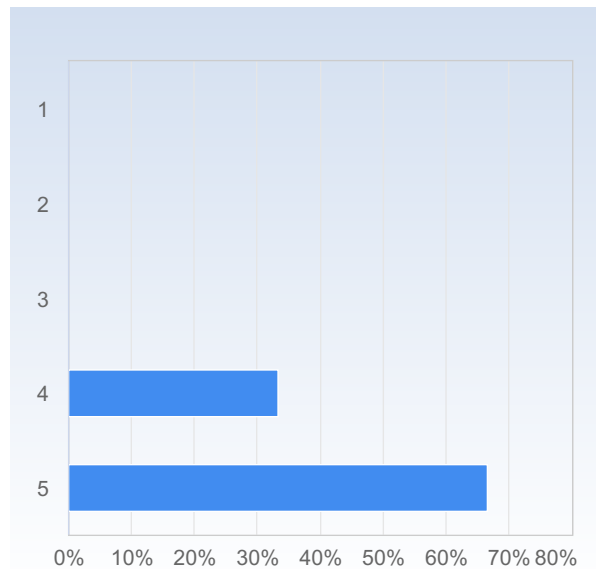
The number of teacher lead activities (lectures, seminars etc.) has been satisfactory.	Number of responses
1	0 (0,0%)
2	0 (0,0%)
3	0 (0,0%)
4	0 (0,0%)
5	3 (100,0%)
Total	3 (100,0%)



	Mean	Standard Deviation
The number of teacher lead activities (lectures, seminars etc.) has been satisfactory.	5,0	0,0

## The lectures were valuable for my learning.

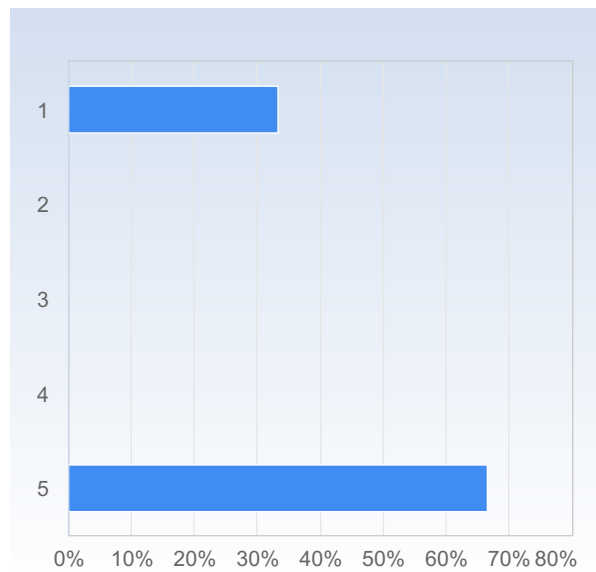
The lectures were valuable for my learning.	Number of responses
1	0 (0,0%)
2	0 (0,0%)
3	0 (0,0%)
4	1 (33,3%)
5	2 (66,7%)
Total	3 (100,0%)



	Mean	Standard Deviation
The lectures were valuable for my learning.	4,7	0,6

## The seminars were valuable for my learning.

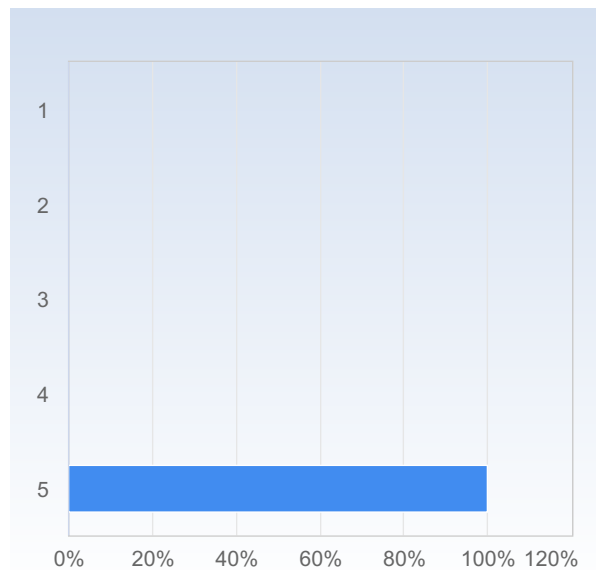
The seminars were valuable for my learning.	Number of responses
1	1 (33,3%)
2	0 (0,0%)
3	0 (0,0%)
4	0 (0,0%)
5	2 (66,7%)
Total	3 (100,0%)



	Mean	Standard Deviation
The seminars were valuable for my learning.	3,7	2,3

## Studying on my own was valuable for my learning.

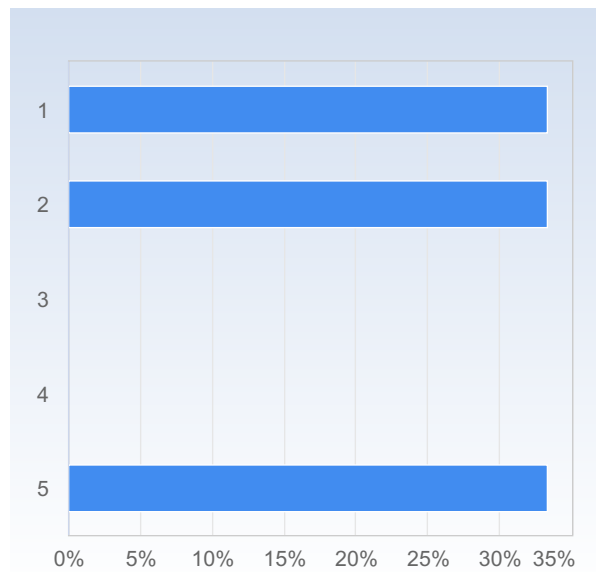
Studying on my own was valuable for my learning.	Number of responses
1	0 (0,0%)
2	0 (0,0%)
3	0 (0,0%)
4	0 (0,0%)
5	3 (100,0%)
Total	3 (100,0%)



	Mean	Standard Deviation
Studying on my own was valuable for my learning.	5,0	0,0

## The course literature/material was a valuable learning resource.

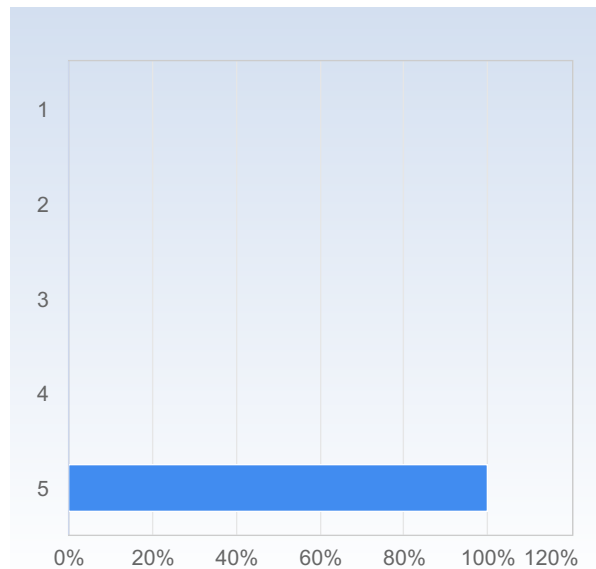
The course literature/material was a valuable learning resource.	Number of responses
1	1 (33,3%)
2	1 (33,3%)
3	0 (0,0%)
4	0 (0,0%)
5	1 (33,3%)
Total	3 (100,0%)



	Mean	Standard Deviation
The course literature/material was a valuable learning resource.	2,7	2,1

## The information I received before the course start was satisfactory.

The information I received before the course start was satisfactory.	Number of responses
1	0 (0,0%)
2	0 (0,0%)
3	0 (0,0%)
4	0 (0,0%)
5	3 (100,0%)
Total	3 (100,0%)

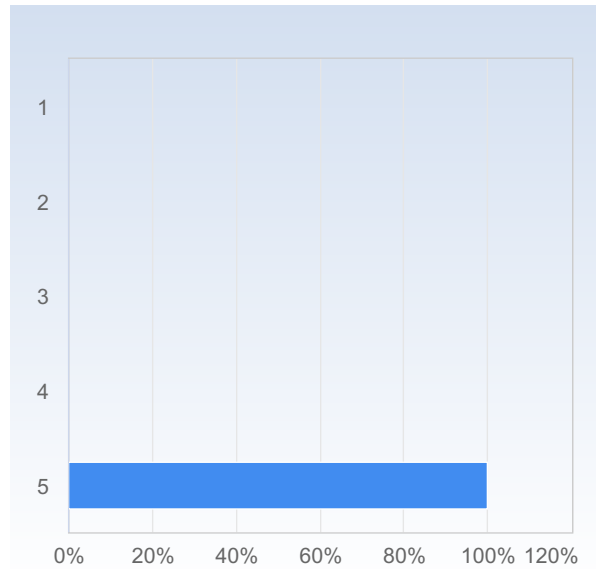


	Mean	Standard Deviation
The information I received before the course start was satisfactory.	5,0	0,0



## The communication with the teaching staff during the course was good.

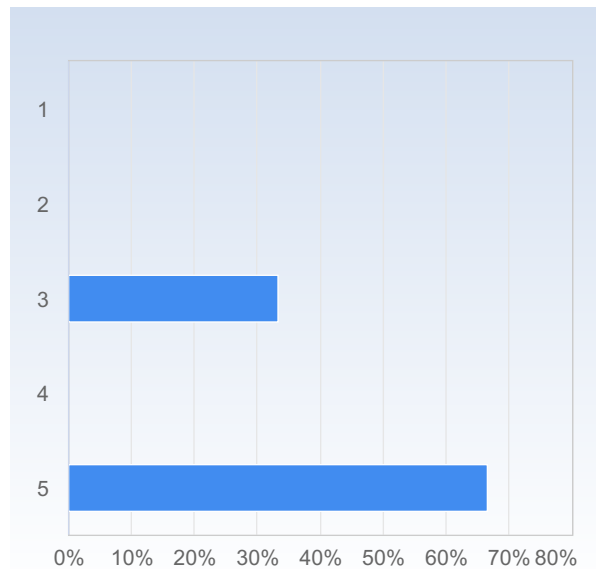
The communication with the teaching staff during the course was good.	Number of responses
1	0 (0,0%)
2	0 (0,0%)
3	0 (0,0%)
4	0 (0,0%)
5	3 (100,0%)
Total	3 (100,0%)



	Mean	Standard Deviation
The communication with the teaching staff during the course was good.	5,0	0,0

## It was clear throughout the course what was expected of me.

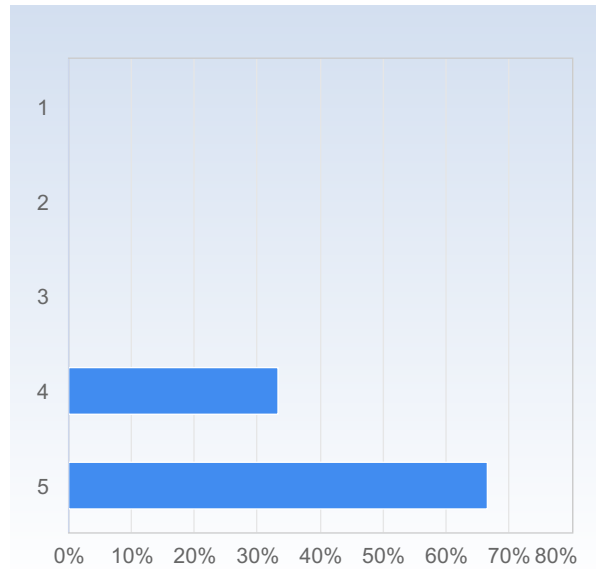
It was clear throughout the course what was expected of me.	Number of responses
1	0 (0,0%)
2	0 (0,0%)
3	1 (33,3%)
4	0 (0,0%)
5	2 (66,7%)
Total	3 (100,0%)



	Mean	Standard Deviation
It was clear throughout the course what was expected of me.	4,3	1,2

## I have received valuable feedback from my teacher/teachers during the course.

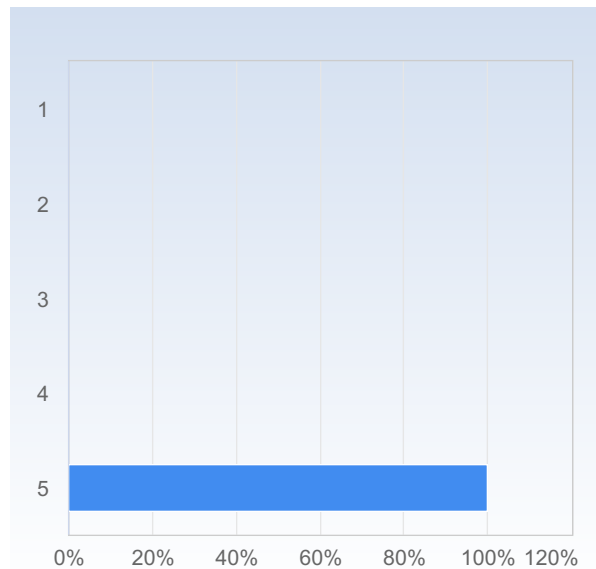
I have received valuable feedback from my teacher/teachers during the course.	Number of responses
1	0 (0,0%)
2	0 (0,0%)
3	0 (0,0%)
4	1 (33,3%)
5	2 (66,7%)
Total	3 (100,0%)



	Mean	Standard Deviation
I have received valuable feedback from my teacher/teachers during the course.	4,7	0,6

## The course had a reasonable workload.

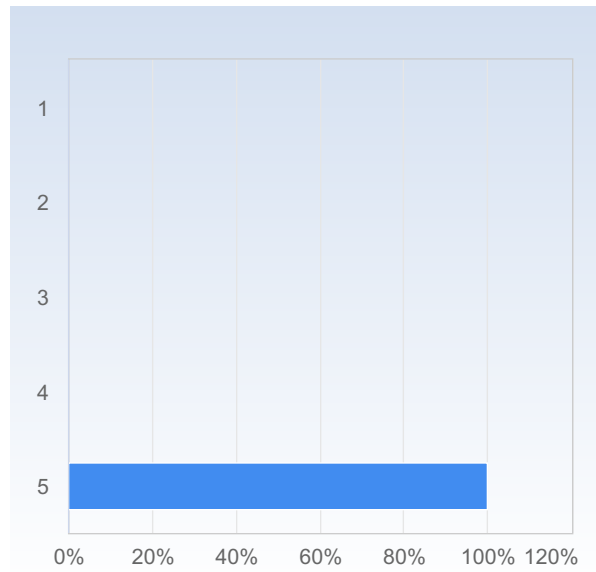
The course had a reasonable workload.	Number of responses
1	0 (0,0%)
2	0 (0,0%)
3	0 (0,0%)
4	0 (0,0%)
5	3 (100,0%)
Total	3 (100,0%)



	Mean	Standard Deviation
The course had a reasonable workload.	5,0	0,0

## The workload was evenly distributed throughout the course.

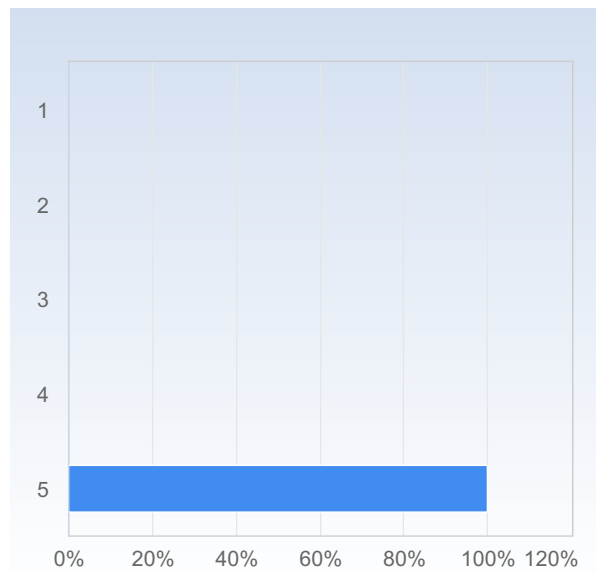
The workload was evenly distributed throughout the course.	Number of responses
1	0 (0,0%)
2	0 (0,0%)
3	0 (0,0%)
4	0 (0,0%)
5	3 (100,0%)
Total	3 (100,0%)



	Mean	Standard Deviation
The workload was evenly distributed throughout the course.	5,0	0,0

## The examination matched the contents and level of the course.

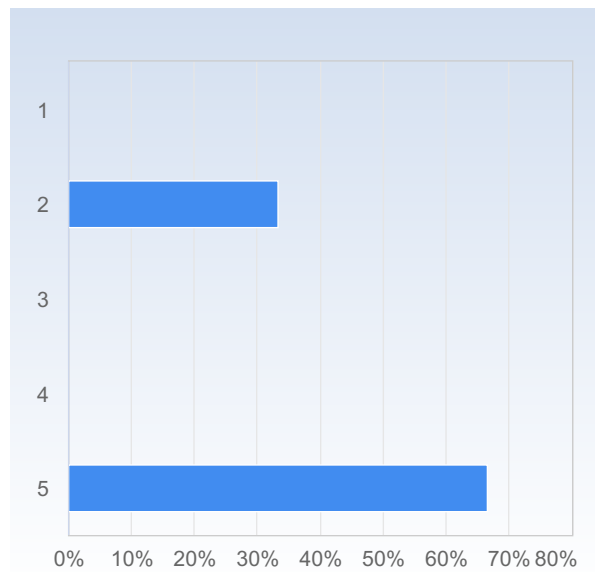
The examination matched the contents and level of the course.	Number of responses
1	0 (0,0%)
2	0 (0,0%)
3	0 (0,0%)
4	0 (0,0%)
5	3 (100,0%)
Total	3 (100,0%)



	Mean	Standard Deviation
The examination matched the contents and level of the course.	5,0	0,0

## Overall, I am satisfied with the course.

Overall, I am satisfied with the course.	Number of responses
1	0 (0,0%)
2	1 (33,3%)
3	0 (0,0%)
4	0 (0,0%)
5	2 (66,7%)
Total	3 (100,0%)



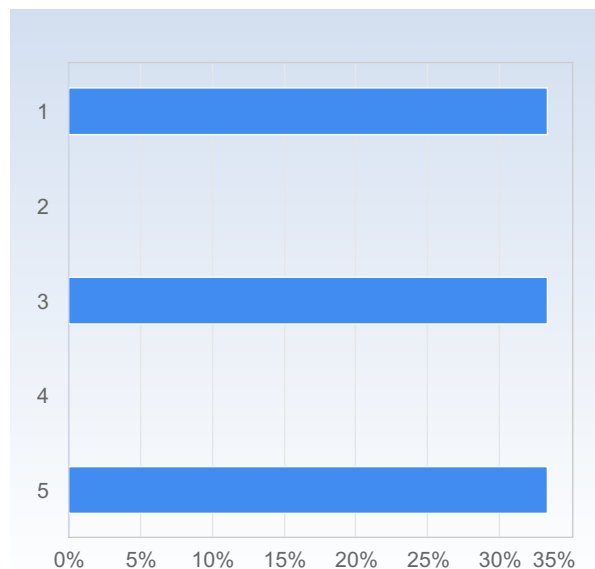
	Mean	Standard Deviation
Overall, I am satisfied with the course.	4,0	1,7

## On the development of generic skills

On a scale 1-5 select the option that best matches your opinion: 1= disagree completely → 3= partly agree → 5= agree completely

The course has increased my ability to read a mathematical text.

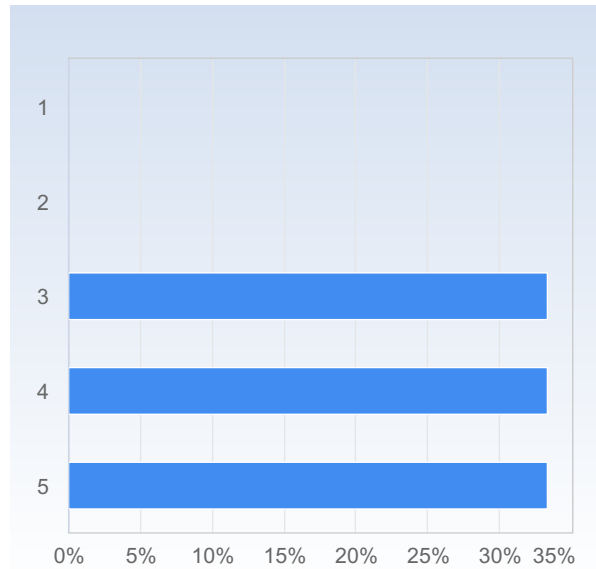
The course has increased my ability to read a mathematical text.	Number of responses
1	1 (33,3%)
2	0 (0,0%)
3	1 (33,3%)
4	0 (0,0%)
5	1 (33,3%)
Total	3 (100,0%)



	Mean	Standard Deviation
The course has increased my ability to read a mathematical text.	3,0	2,0

## The course has increased my ability to communicate the subject in writing.

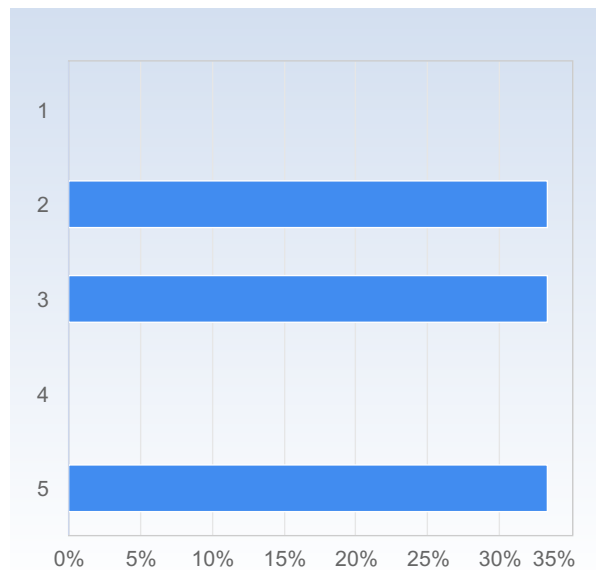
The course has increased my ability to communicate the subject in writing.	Number of responses
1	0 (0,0%)
2	0 (0,0%)
3	1 (33,3%)
4	1 (33,3%)
5	1 (33,3%)
<b>Total</b>	<b>3 (100,0%)</b>



	Mean	Standard Deviation
The course has increased my ability to communicate the subject in writing.	4,0	1,0

## The course has increased my ability to communicate the subject orally.

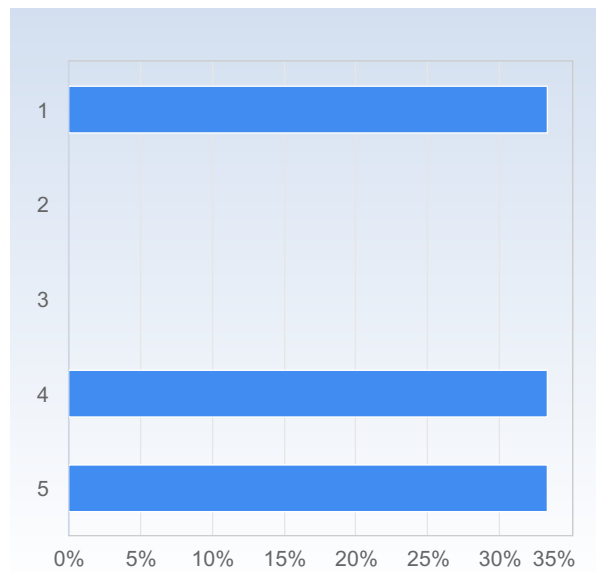
The course has increased my ability to communicate the subject orally.	Number of responses
1	0 (0,0%)
2	1 (33,3%)
3	1 (33,3%)
4	0 (0,0%)
5	1 (33,3%)
<b>Total</b>	<b>3 (100,0%)</b>



	Mean	Standard Deviation
The course has increased my ability to communicate the subject orally.	3,3	1,5

## The course has increased my ability to cooperate.

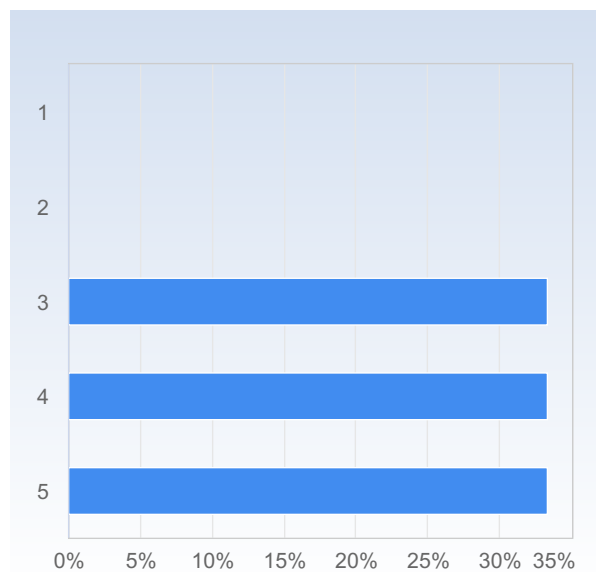
The course has increased my ability to cooperate.	Number of responses
1	1 (33,3%)
2	0 (0,0%)
3	0 (0,0%)
4	1 (33,3%)
5	1 (33,3%)
Total	3 (100,0%)



	Mean	Standard Deviation
The course has increased my ability to cooperate.	3,3	2,1

## The course has increased my ability to search and process information.

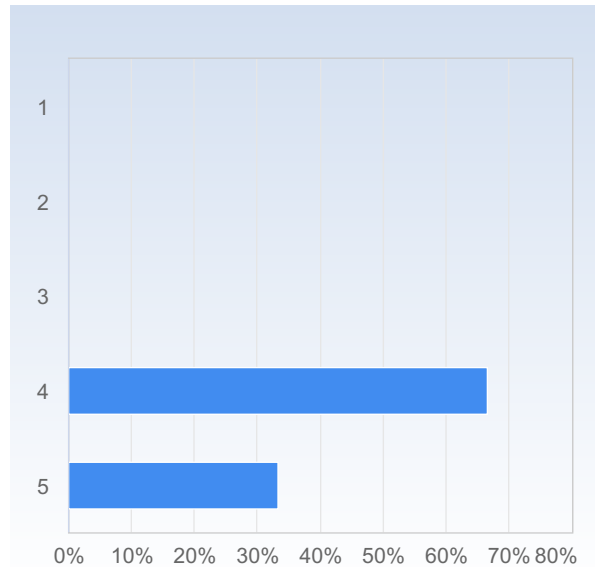
The course has increased my ability to search and process information.	Number of responses
1	0 (0,0%)
2	0 (0,0%)
3	1 (33,3%)
4	1 (33,3%)
5	1 (33,3%)
Total	3 (100,0%)



	Mean	Standard Deviation
The course has increased my ability to search and process information.	4,0	1,0

## The course has increased my ability to analyze and solve problems.

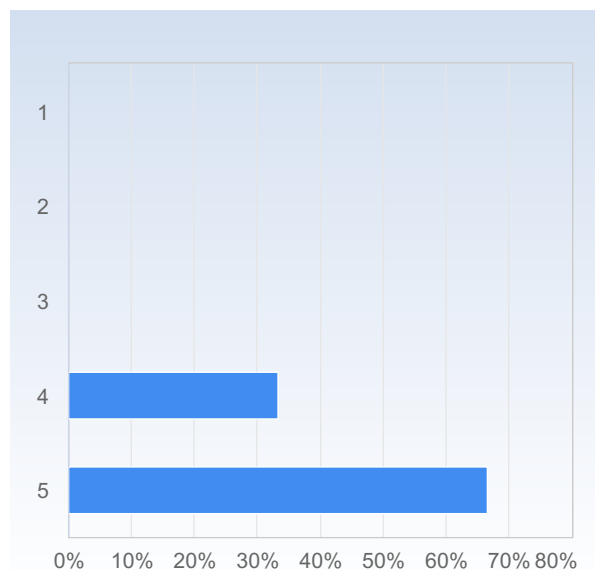
The course has increased my ability to analyze and solve problems.	Number of responses
1	0 (0,0%)
2	0 (0,0%)
3	0 (0,0%)
4	2 (66,7%)
5	1 (33,3%)
Total	3 (100,0%)



	Mean	Standard Deviation
The course has increased my ability to analyze and solve problems.	4,3	0,6

## As a result of this course, I feel confident about tackling unfamiliar problems.

As a result of this course, I feel confident about tackling unfamiliar problems.	Number of responses
1	0 (0,0%)
2	0 (0,0%)
3	0 (0,0%)
4	1 (33,3%)
5	2 (66,7%)
Total	3 (100,0%)



	Mean	Standard Deviation
As a result of this course, I feel confident about tackling unfamiliar problems.	4,7	0,6

## What did you appreciate most with the course?

What did you appreciate most with the course?

Förstklassig undervisning. Intressant urval av kunskapsstoff.

The lectures. Anders did a really good job lecturing by showing a good and understandable treatment of the subject while also focusing on building intuition by doing many worked examples.

## What do you think should be improved?

What do you think should be improved?

Tenta för nära jul. Undervisningsfria onsdagar vore önskvärt.

At times a more formal treatment of the subject would be good. What the course has in intuition it lacks in mathematical rigor. The course book should also be changed because it is outright awful and does the course very little justice and at times hinders learning more than it helps.

## Have you during this course experienced course literature, staff or teaching methods to be discriminatory in any way (gender, ethnicity, etc.) ?

Have you during this course experienced course literature, staff or teaching methods to be discriminatory in any way (gender, ethnicity, etc.)?

nej

No.