



LUND UNIVERSITY
Faculty of Science

Centre for Mathematical Sciences
Division of Mathematics and Numerical Analysis

Course Analysis for MATC12 Ordinary Differential equations 1, HT 2023

Course Information

Lecturer: Dag Nilsson

Teaching assistants: Joakim Cronvall

Number of students:

36 newly registered and 6 re-registered

3 students answered the course evaluation, 2 of them are enrolled on Bachelor's programme in mathematics and 1 is enrolled in master's programme in mathematics.

Examination

Oral examination: 20 students passed.

Written examination: 20 students passed.

- Ordinary examination 20/12 2023: 20 students participated and 16 of them passed.

- Resit examination 11/1 2024: 6 students participated and 4 of them passed.

Final grades:

In all, 20 students, including 2 re-registered students, have got their final grade.

5 passed with distinction.

15 passed.

Course Evaluation

Summary of student's answers:

The response frequency was very low, 6.98%, so it is difficult to draw any conclusions from the course evaluation. However, the students that did answer were overall satisfied with the course.

Teachers' comments:

- The teaching consisted of lectures and seminars which were both carried out on campus. The teaching was structured in the following way: Every week a schedule was published on Canvas with information about what we were covering the next week. This information consisted of what material we were covering on the lectures and what exercises we were working with on the seminars.
- There were no homework assignments in this course.
- The course literature consisted of the book "Ordinary differential equations" by Andersson and Böiers.

The attendance on the lectures was overall high. In the beginning of the course the attendance on the seminars was high as well, but dropped off somewhat towards the end of the course.

The examination of the course consisted of a written exam and an oral exam.

Changes from the previous course realisation:

This was the first time I taught this course and I used the same course setup as in the previous realization.

Suggestions for the next course realisation:

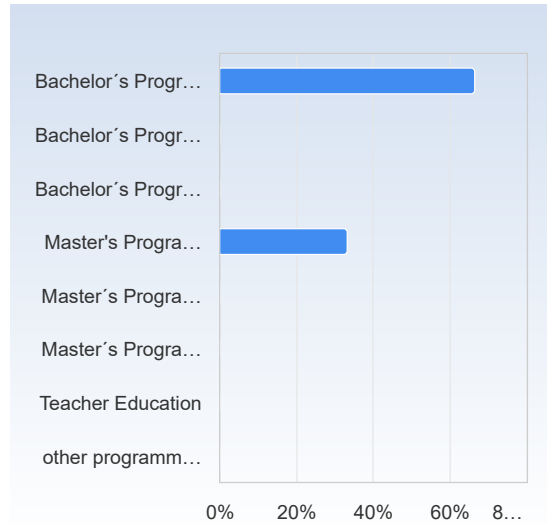
It may be a good idea to schedule an extra seminar in the course to give the students an opportunity to get more practice solving exercises.

Ordinary Differential Equations 1, Autumn 2023

Respondents: 43
 Answer Count: 3
 Answer Frequency: 6.98%

I have studied this course as part of

| I have studied this course as part of | Number of responses |
|---|---------------------|
| Bachelor's Programme in Mathematics | 2 (66.7%) |
| Bachelor's Programme in Physics, Theoretical Physics, Astronomy | 0 (0.0%) |
| Bachelor's Programme, other specialization | 0 (0.0%) |
| Master's Programme in Mathematics | 1 (33.3%) |
| Master's Programme in Mathematical Statistics | 0 (0.0%) |
| Master's Programme, other specialization | 0 (0.0%) |
| Teacher Education | 0 (0.0%) |
| other programme or as stand alone course | 0 (0.0%) |
| Total | 3 (100.0%) |

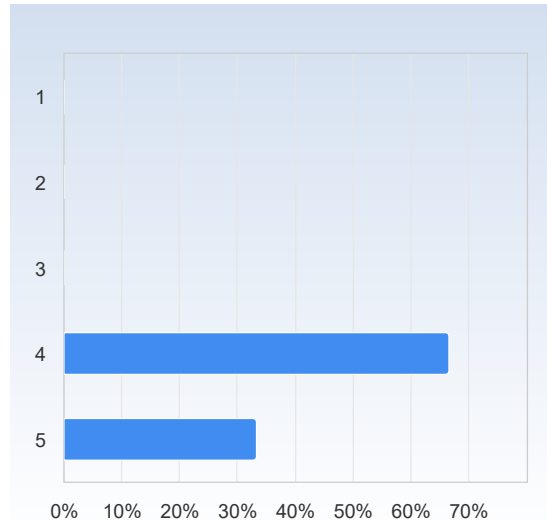


| | Mean | Standard Deviation |
|---------------------------------------|------|--------------------|
| I have studied this course as part of | 2.0 | 1.7 |

On the scale 1-5 select the option that best matches your opinion: 1= disagree completely → 3= partly agree → 5= agree completely

2. My prior knowledge has been sufficient to assimilate the contents of this course.

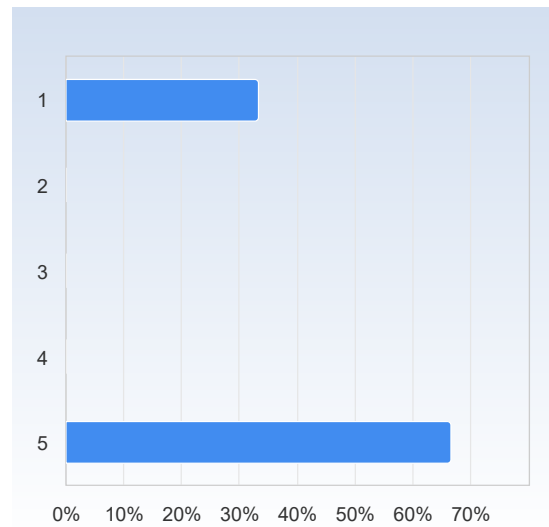
| 2. My prior knowledge has been sufficient to assimilate the contents of this course. | Number of responses |
|--|---------------------|
| 1 | 0 (0.0%) |
| 2 | 0 (0.0%) |
| 3 | 0 (0.0%) |
| 4 | 2 (66.7%) |
| 5 | 1 (33.3%) |
| Total | 3 (100.0%) |



| | Mean | Standard Deviation |
|--|------|--------------------|
| 2. My prior knowledge has been sufficient to assimilate the contents of this course. | 4.3 | 0.6 |

3. I have participated actively in the course.

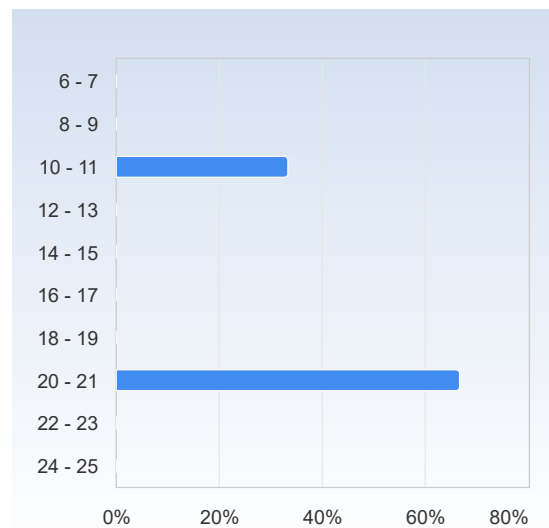
| 3. I have participated actively in the course. | Number of responses |
|--|---------------------|
| 1 | 1 (33.3%) |
| 2 | 0 (0.0%) |
| 3 | 0 (0.0%) |
| 4 | 0 (0.0%) |
| 5 | 2 (66.7%) |
| Total | 3 (100.0%) |



| | Mean | Standard Deviation |
|--|------|--------------------|
| 3. I have participated actively in the course. | 3.7 | 2.3 |

Average number of hours spent in total on the course per week (including scheduled activities):

| Average number of hours spent in total on the course per week (including scheduled activities): | Number of responses |
|---|---------------------|
| 6 - 7 | 0 (0.0%) |
| 8 - 9 | 0 (0.0%) |
| 10 - 11 | 1 (33.3%) |
| 12 - 13 | 0 (0.0%) |
| 14 - 15 | 0 (0.0%) |
| 16 - 17 | 0 (0.0%) |
| 18 - 19 | 0 (0.0%) |
| 20 - 21 | 2 (66.7%) |
| 22 - 23 | 0 (0.0%) |
| 24 - 25 | 0 (0.0%) |
| Total | 3 (100.0%) |



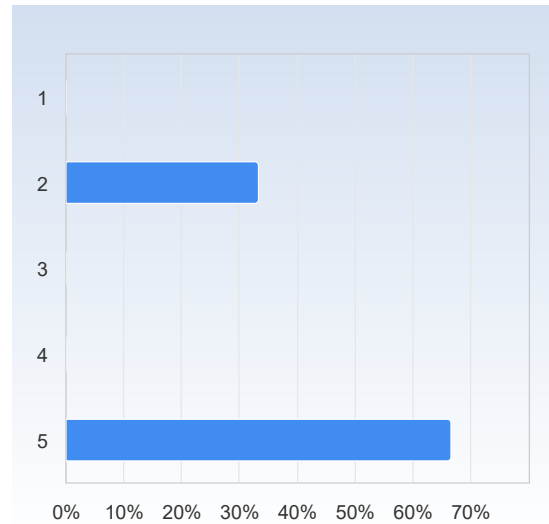
| | Mean | Standard Deviation |
|---|------|--------------------|
| Average number of hours spent in total on the course per week (including scheduled activities): | 16.7 | 5.8 |

The course in general

On the scale 1-5 select the option that best matches your opinion: 1= disagree completely → 3= partly agree → 5= agree completely

The way the course was taught and organised suited me.

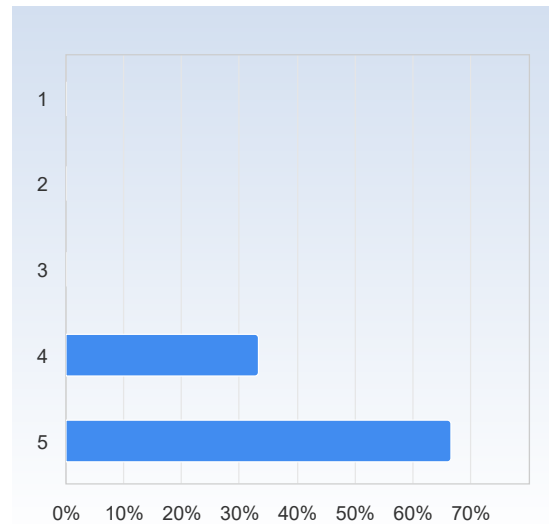
| The way the course was taught and organised suited me. | Number of responses |
|--|---------------------|
| 1 | 0 (0.0%) |
| 2 | 1 (33.3%) |
| 3 | 0 (0.0%) |
| 4 | 0 (0.0%) |
| 5 | 2 (66.7%) |
| Total | 3 (100.0%) |



| The way the course was taught and organised suited me. | Mean | Standard Deviation |
|--|------|--------------------|
| | 4.0 | 1.7 |

The number of teacher lead activities (lectures, seminars etc.) has been satisfactory.

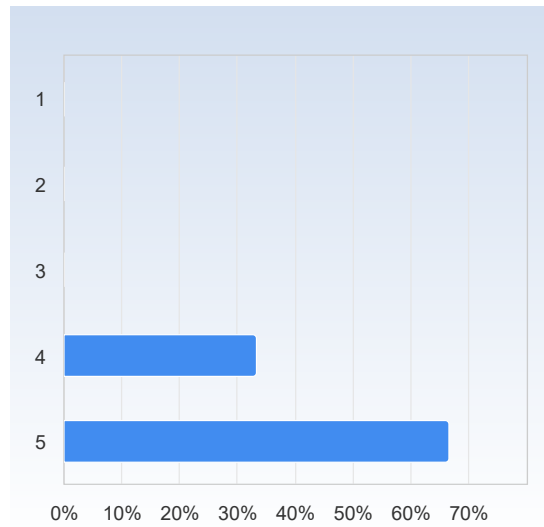
| The number of teacher lead activities (lectures, seminars etc.) has been satisfactory. | Number of responses |
|--|---------------------|
| 1 | 0 (0.0%) |
| 2 | 0 (0.0%) |
| 3 | 0 (0.0%) |
| 4 | 1 (33.3%) |
| 5 | 2 (66.7%) |
| Total | 3 (100.0%) |



| The number of teacher lead activities (lectures, seminars etc.) has been satisfactory. | Mean | Standard Deviation |
|--|------|--------------------|
| | 4.7 | 0.6 |

The lectures were valuable for my learning.

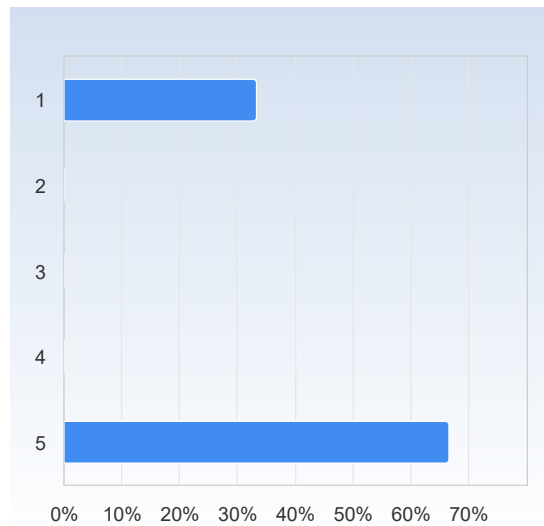
| The lectures were valuable for my learning. | Number of responses |
|---|---------------------|
| 1 | 0 (0.0%) |
| 2 | 0 (0.0%) |
| 3 | 0 (0.0%) |
| 4 | 1 (33.3%) |
| 5 | 2 (66.7%) |
| Total | 3 (100.0%) |



| | Mean | Standard Deviation |
|---|------|--------------------|
| The lectures were valuable for my learning. | 4.7 | 0.6 |

The seminars were valuable for my learning.

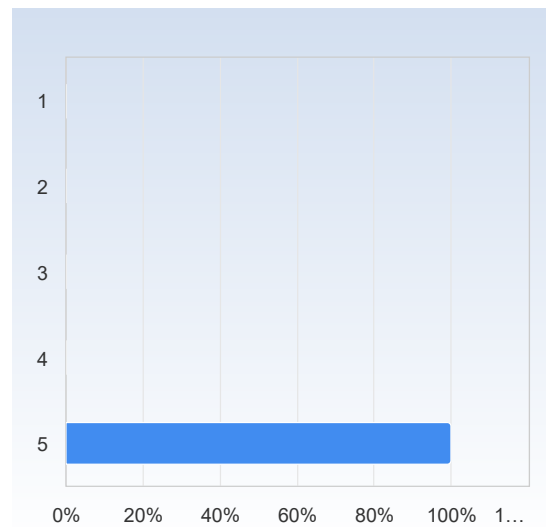
| The seminars were valuable for my learning. | Number of responses |
|---|---------------------|
| 1 | 1 (33.3%) |
| 2 | 0 (0.0%) |
| 3 | 0 (0.0%) |
| 4 | 0 (0.0%) |
| 5 | 2 (66.7%) |
| Total | 3 (100.0%) |



| | Mean | Standard Deviation |
|---|------|--------------------|
| The seminars were valuable for my learning. | 3.7 | 2.3 |

Studying on my own was valuable for my learning.

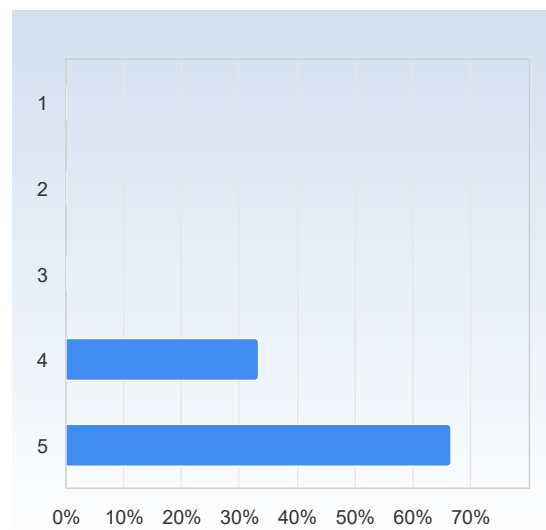
| Studying on my own was valuable for my learning. | Number of responses |
|--|---------------------|
| 1 | 0 (0.0%) |
| 2 | 0 (0.0%) |
| 3 | 0 (0.0%) |
| 4 | 0 (0.0%) |
| 5 | 3 (100.0%) |
| Total | 3 (100.0%) |



| | Mean | Standard Deviation |
|--|------|--------------------|
| Studying on my own was valuable for my learning. | 5.0 | 0.0 |

The course literature/material was a valuable learning resource.

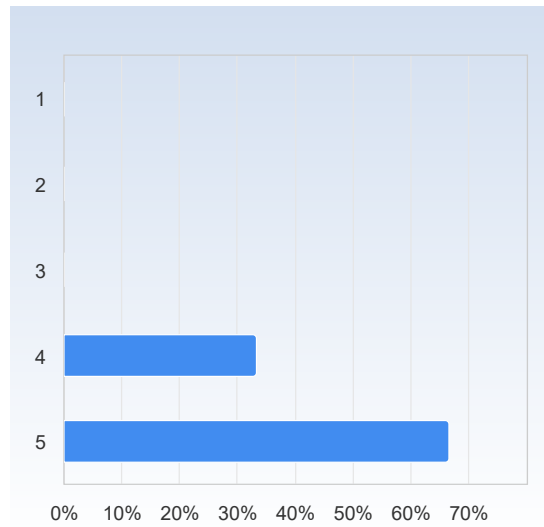
| The course literature/material was a valuable learning resource. | Number of responses |
|--|---------------------|
| 1 | 0 (0.0%) |
| 2 | 0 (0.0%) |
| 3 | 0 (0.0%) |
| 4 | 1 (33.3%) |
| 5 | 2 (66.7%) |
| Total | 3 (100.0%) |



| | Mean | Standard Deviation |
|--|------|--------------------|
| The course literature/material was a valuable learning resource. | 4.7 | 0.6 |

The information I received before the course start was satisfactory.

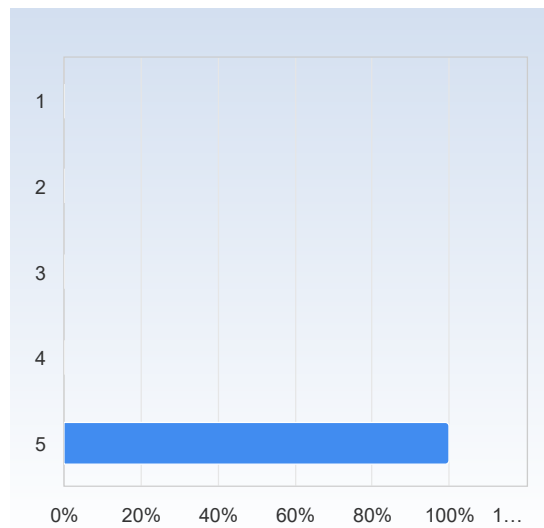
| The information I received before the course start was satisfactory. | Number of responses |
|--|---------------------|
| 1 | 0 (0.0%) |
| 2 | 0 (0.0%) |
| 3 | 0 (0.0%) |
| 4 | 1 (33.3%) |
| 5 | 2 (66.7%) |
| Total | 3 (100.0%) |



| | Mean | Standard Deviation |
|--|------|--------------------|
| The information I received before the course start was satisfactory. | 4.7 | 0.6 |

The communication with the teaching staff during the course was good.

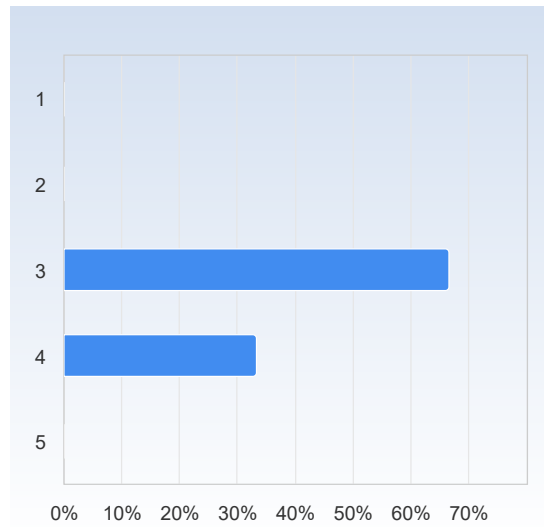
| The communication with the teaching staff during the course was good. | Number of responses |
|---|---------------------|
| 1 | 0 (0.0%) |
| 2 | 0 (0.0%) |
| 3 | 0 (0.0%) |
| 4 | 0 (0.0%) |
| 5 | 3 (100.0%) |
| Total | 3 (100.0%) |



| | Mean | Standard Deviation |
|---|------|--------------------|
| The communication with the teaching staff during the course was good. | 5.0 | 0.0 |

It was clear throughout the course what was expected of me.

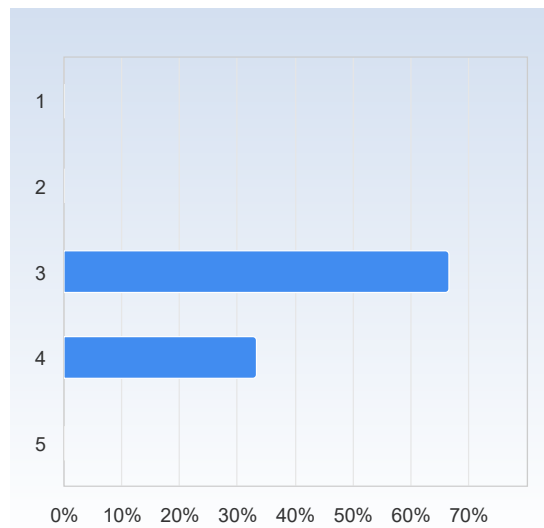
| It was clear throughout the course what was expected of me. | Number of responses |
|---|---------------------|
| 1 | 0 (0.0%) |
| 2 | 0 (0.0%) |
| 3 | 2 (66.7%) |
| 4 | 1 (33.3%) |
| 5 | 0 (0.0%) |
| Total | 3 (100.0%) |



| | Mean | Standard Deviation |
|---|------|--------------------|
| It was clear throughout the course what was expected of me. | 3.3 | 0.6 |

I have received valuable feedback from my teacher/teachers during the course.

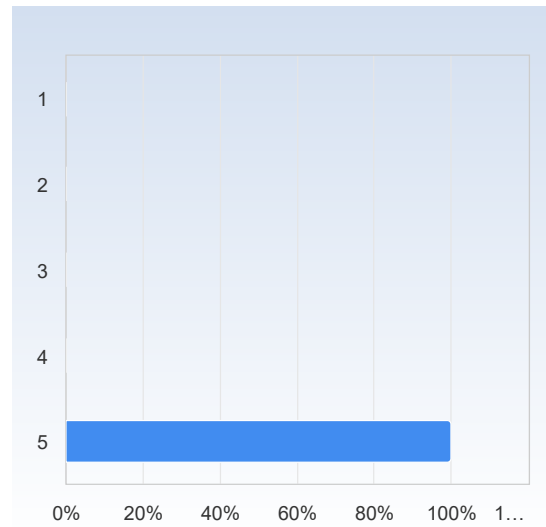
| I have received valuable feedback from my teacher /teachers during the course. | Number of responses |
|--|---------------------|
| 1 | 0 (0.0%) |
| 2 | 0 (0.0%) |
| 3 | 2 (66.7%) |
| 4 | 1 (33.3%) |
| 5 | 0 (0.0%) |
| Total | 3 (100.0%) |



| | Mean | Standard Deviation |
|---|------|--------------------|
| I have received valuable feedback from my teacher/teachers during the course. | 3.3 | 0.6 |

The course had a reasonable workload.

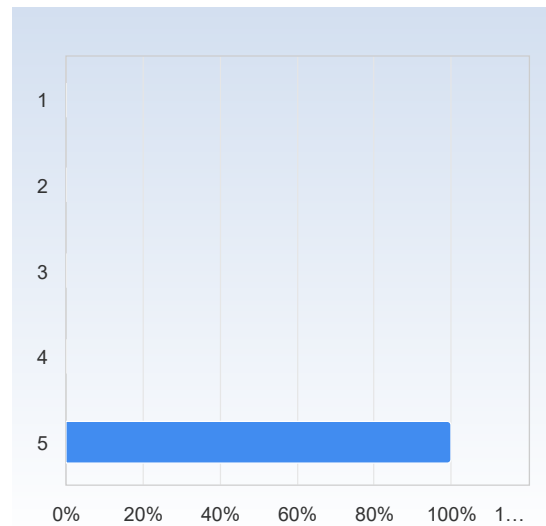
| The course had a reasonable workload. | Number of responses |
|---------------------------------------|---------------------|
| 1 | 0 (0.0%) |
| 2 | 0 (0.0%) |
| 3 | 0 (0.0%) |
| 4 | 0 (0.0%) |
| 5 | 3 (100.0%) |
| Total | 3 (100.0%) |



| | Mean | Standard Deviation |
|---------------------------------------|------|--------------------|
| The course had a reasonable workload. | 5.0 | 0.0 |

The workload was evenly distributed throughout the course.

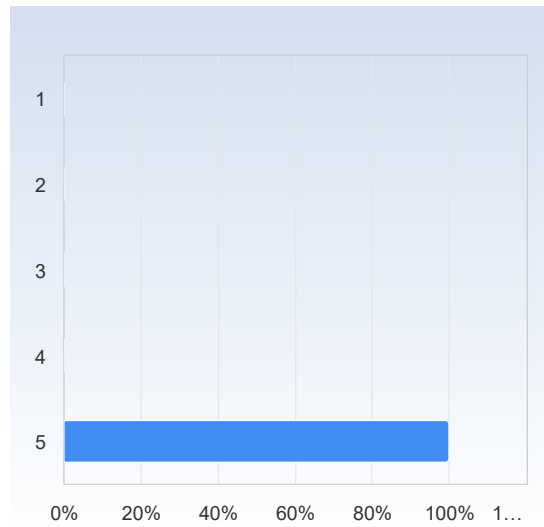
| The workload was evenly distributed throughout the course. | Number of responses |
|--|---------------------|
| 1 | 0 (0.0%) |
| 2 | 0 (0.0%) |
| 3 | 0 (0.0%) |
| 4 | 0 (0.0%) |
| 5 | 3 (100.0%) |
| Total | 3 (100.0%) |



| | Mean | Standard Deviation |
|--|------|--------------------|
| The workload was evenly distributed throughout the course. | 5.0 | 0.0 |

The examination matched the contents and level of the course.

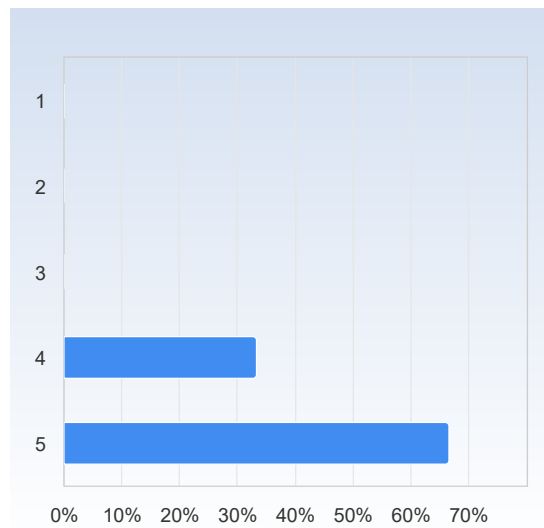
| The examination matched the contents and level of the course. | Number of responses |
|---|---------------------|
| 1 | 0 (0.0%) |
| 2 | 0 (0.0%) |
| 3 | 0 (0.0%) |
| 4 | 0 (0.0%) |
| 5 | 3 (100.0%) |
| Total | 3 (100.0%) |



| | Mean | Standard Deviation |
|---|------|--------------------|
| The examination matched the contents and level of the course. | 5.0 | 0.0 |

Overall, I am satisfied with the course.

| Overall, I am satisfied with the course. | Number of responses |
|--|---------------------|
| 1 | 0 (0.0%) |
| 2 | 0 (0.0%) |
| 3 | 0 (0.0%) |
| 4 | 1 (33.3%) |
| 5 | 2 (66.7%) |
| Total | 3 (100.0%) |



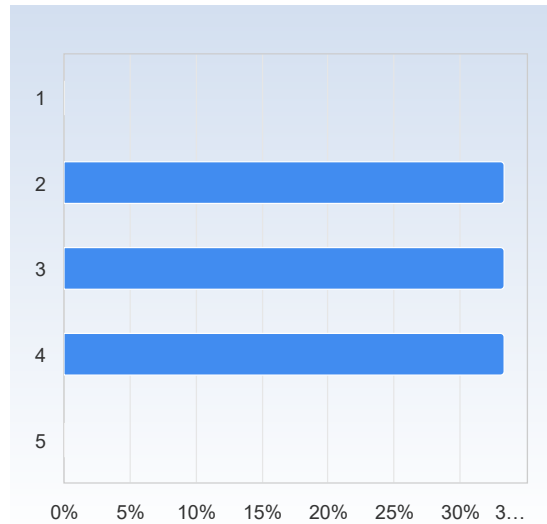
| | Mean | Standard Deviation |
|--|------|--------------------|
| Overall, I am satisfied with the course. | 4.7 | 0.6 |

On the development of generic skills

On a scale 1-5 select the option that best matches your opinion: 1= disagree completely → 3= partly agree → 5= agree completely

The course has increased my ability to read a mathematical text.

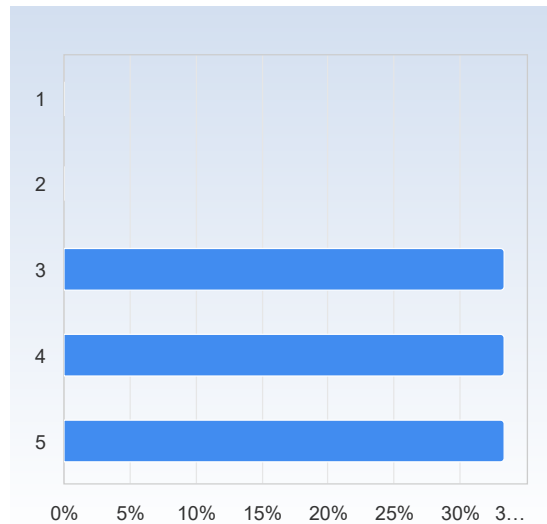
| The course has increased my ability to read a mathematical text. | Number of responses |
|--|---------------------|
| 1 | 0 (0.0%) |
| 2 | 1 (33.3%) |
| 3 | 1 (33.3%) |
| 4 | 1 (33.3%) |
| 5 | 0 (0.0%) |
| Total | 3 (100.0%) |



| | Mean | Standard Deviation |
|--|------|--------------------|
| The course has increased my ability to read a mathematical text. | 3.0 | 1.0 |

The course has increased my ability to communicate the subject in writing.

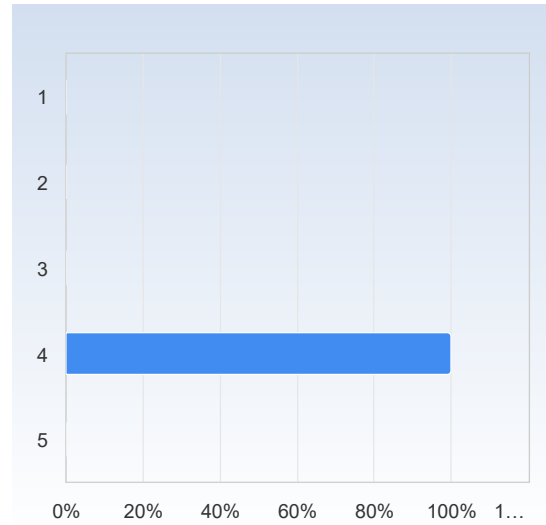
| The course has increased my ability to communicate the subject in writing. | Number of responses |
|--|---------------------|
| 1 | 0 (0.0%) |
| 2 | 0 (0.0%) |
| 3 | 1 (33.3%) |
| 4 | 1 (33.3%) |
| 5 | 1 (33.3%) |
| Total | 3 (100.0%) |



| | Mean | Standard Deviation |
|--|------|--------------------|
| The course has increased my ability to communicate the subject in writing. | 4.0 | 1.0 |

The course has increased my ability to communicate the subject orally.

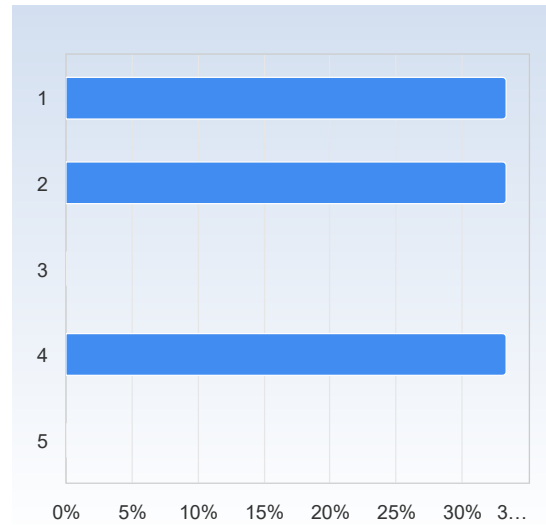
| The course has increased my ability to communicate the subject orally. | Number of responses |
|--|---------------------|
| 1 | 0 (0.0%) |
| 2 | 0 (0.0%) |
| 3 | 0 (0.0%) |
| 4 | 3 (100.0%) |
| 5 | 0 (0.0%) |
| Total | 3 (100.0%) |



| | Mean | Standard Deviation |
|--|------|--------------------|
| The course has increased my ability to communicate the subject orally. | 4.0 | 0.0 |

The course has increased my ability to cooperate.

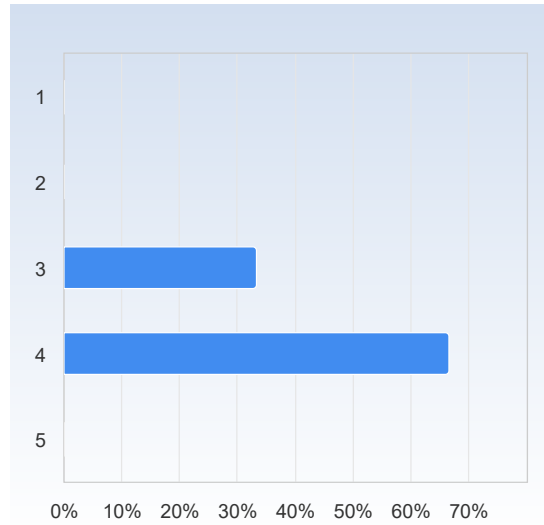
| The course has increased my ability to cooperate. | Number of responses |
|---|---------------------|
| 1 | 1 (33.3%) |
| 2 | 1 (33.3%) |
| 3 | 0 (0.0%) |
| 4 | 1 (33.3%) |
| 5 | 0 (0.0%) |
| Total | 3 (100.0%) |



| | Mean | Standard Deviation |
|---|------|--------------------|
| The course has increased my ability to cooperate. | 2.3 | 1.5 |

The course has increased my ability to search and process information.

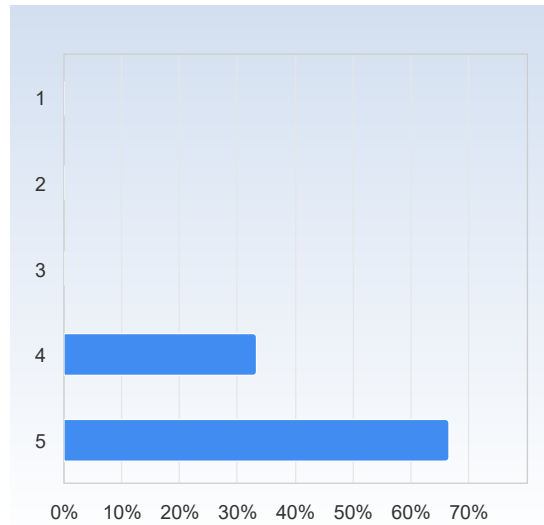
| The course has increased my ability to search and process information. | Number of responses |
|--|---------------------|
| 1 | 0 (0.0%) |
| 2 | 0 (0.0%) |
| 3 | 1 (33.3%) |
| 4 | 2 (66.7%) |
| 5 | 0 (0.0%) |
| Total | 3 (100.0%) |



| | Mean | Standard Deviation |
|--|------|--------------------|
| The course has increased my ability to search and process information. | 3.7 | 0.6 |

The course has increased my ability to analyze and solve problems.

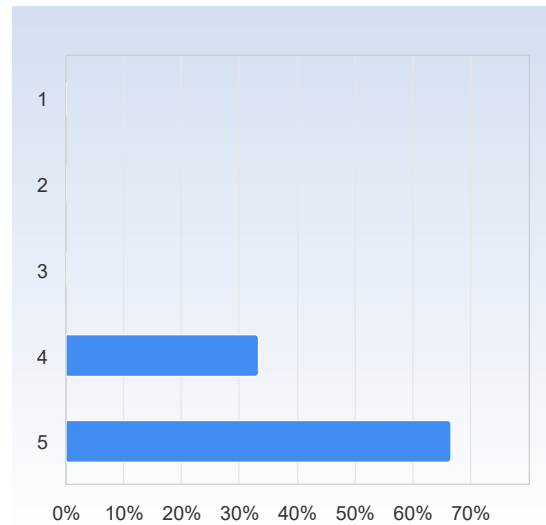
| The course has increased my ability to analyze and solve problems. | Number of responses |
|--|---------------------|
| 1 | 0 (0.0%) |
| 2 | 0 (0.0%) |
| 3 | 0 (0.0%) |
| 4 | 1 (33.3%) |
| 5 | 2 (66.7%) |
| Total | 3 (100.0%) |



| | Mean | Standard Deviation |
|--|------|--------------------|
| The course has increased my ability to analyze and solve problems. | 4.7 | 0.6 |

As a result of this course, I feel confident about tackling unfamiliar problems.

| As a result of this course, I feel confident about tackling unfamiliar problems. | Number of responses |
|--|---------------------|
| 1 | 0 (0.0%) |
| 2 | 0 (0.0%) |
| 3 | 0 (0.0%) |
| 4 | 1 (33.3%) |
| 5 | 2 (66.7%) |
| Total | 3 (100.0%) |



| | Mean | Standard Deviation |
|--|------|--------------------|
| As a result of this course, I feel confident about tackling unfamiliar problems. | 4.7 | 0.6 |

What did you appreciate most with the course?

| What did you appreciate most with the course? |
|--|
| I liked the course book and the lectures |
| The amount of information about the lectures, seminars, exercises and old exams was excellent to face this course. |
| Seminars and the fact that lectures were based on the book so in case that you cannot attend the lecture you could understand enough about the subject from the book |

What do you think should be improved?

| What do you think should be improved? |
|---|
| Maybe more exam problems in the seminars would be better. |
| Number of seminars per week |

Have you during this course experienced course literature, staff or teaching methods to be discriminatory in any way (gender, ethnicity, etc.)?

| Have you during this course experienced course literature, staff or teaching methods to be discriminatory in any way (gender, ethnicity, etc.)? |
|---|
| No. |
| No |