



LUND UNIVERSITY
Faculty of Science

Centre for Mathematical Sciences
Division of Mathematics and Numerical Analysis

Course Analysis for MATM12 Analytic Functions, Autumn 2023

Course Information

Lecturer: Anders Olofsson
Teaching assistants: None

Number of students:

25 newly registered and 7 re-registered.

4 students answered the course evaluation. 1 of them is enrolled on Bachelor's Programme in Mathematics, 1 on Master's Programme in Mathematics and 1 on Master's Programme, other specialization.

Examination

Oral examination: 17 students passed.

Written examination: 17 students passed.

- Ordinary examination 14/12 2023: 20 students participated and 10 of them passed.
- Resit examination 10/1 2024: 10 students participated and 7 of them passed.

Final grades:

In all, 17 students, including xx re-registered students, have got their final grade.

9 passed with distinction.

8 passed.

Course Evaluation

Summary of student's answers: The course evaluation lacks statistical significance because of few answers. However, the few answers obtained are positive.

Teachers' comments:

The course follows a well-established format with lectures twice a week for a whole semester followed by a written exam and then feedback. This format is mostly appreciated for good reasons of clarity and transparency.

A common request from students is that of a need of more problem solving sessions. The standard answer to such requests is that such sessions cost money and that the tax payers have a lot to pay for already. Another point here is that higher mathematics require a lot of self study.

Changes from the previous course realisation: Business secrets.


Suggestions for the next course realisation: Careful teaching in the previous courses leading up to Complex analysis, notably, courses in calculus (mathematical analysis) and (linear) algebra.

Analytic Functions (MATM12) Autumn 2023

Answer Count: 4

I have studied this course as part of

I have studied this course as part of	Number of responses
Bachelor's Programme in Mathematics	1 (25.0%)
Bachelor's Programme in Physics, Theoretical Physics, Astronomy	0 (0.0%)
Bachelor's Programme, other specialization	0 (0.0%)
Master's Programme in Mathematics	1 (25.0%)
Master's Programme in Mathematical Statistics	0 (0.0%)
Master's Programme, other specialization	1 (25.0%)
Teacher Education	0 (0.0%)
other programme or as stand alone course	1 (25.0%)
Total	4 (100.0%)

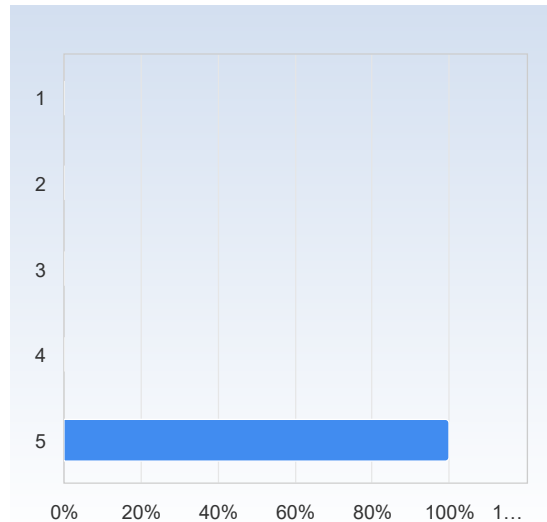


	Mean	Standard Deviation
I have studied this course as part of	4.8	3.0

On the scale 1-5 select the option that best matches your opinion: 1= disagree completely → 3= partly agree → 5= agree completely

2. My prior knowledge has been sufficient to assimilate the contents of this course.

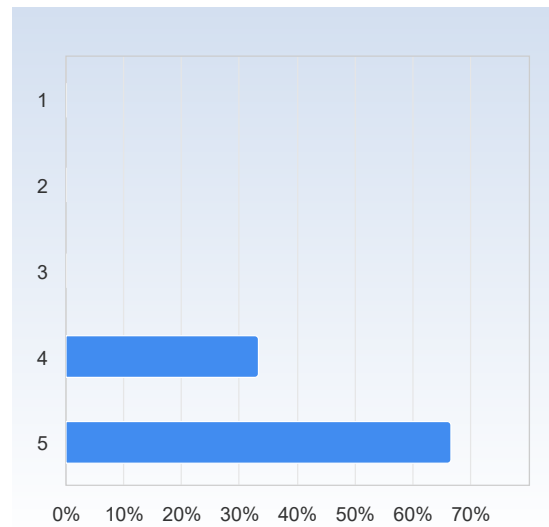
2. My prior knowledge has been sufficient to assimilate the contents of this course.	Number of responses
1	0 (0.0%)
2	0 (0.0%)
3	0 (0.0%)
4	0 (0.0%)
5	4 (100.0%)
Total	4 (100.0%)



	Mean	Standard Deviation
2. My prior knowledge has been sufficient to assimilate the contents of this course.	5.0	0.0

3. I have participated actively in the course.

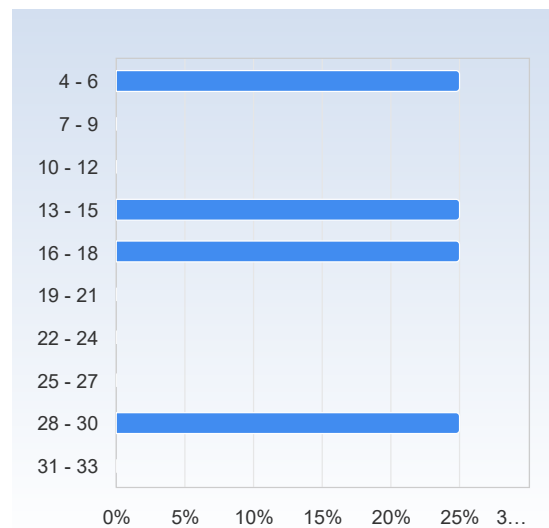
3. I have participated actively in the course.	Number of responses
1	0 (0.0%)
2	0 (0.0%)
3	0 (0.0%)
4	1 (33.3%)
5	2 (66.7%)
Total	3 (100.0%)



	Mean	Standard Deviation
3. I have participated actively in the course.	4.7	0.6

Average number of hours spent in total on the course per week (including scheduled activities):

Average number of hours spent in total on the course per week (including scheduled activities):	Number of responses
4 - 6	1 (25.0%)
7 - 9	0 (0.0%)
10 - 12	0 (0.0%)
13 - 15	1 (25.0%)
16 - 18	1 (25.0%)
19 - 21	0 (0.0%)
22 - 24	0 (0.0%)
25 - 27	0 (0.0%)
28 - 30	1 (25.0%)
31 - 33	0 (0.0%)
Total	4 (100.0%)



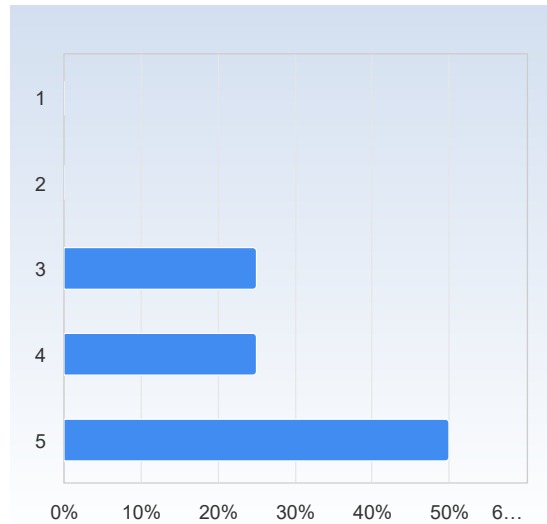
	Mean	Standard Deviation
Average number of hours spent in total on the course per week (including scheduled activities):	17.0	9.9

The course in general

On the scale 1-5 select the option that best matches your opinion: 1= disagree completely → 3= partly agree → 5= agree completely

The way the course was taught and organised suited me.

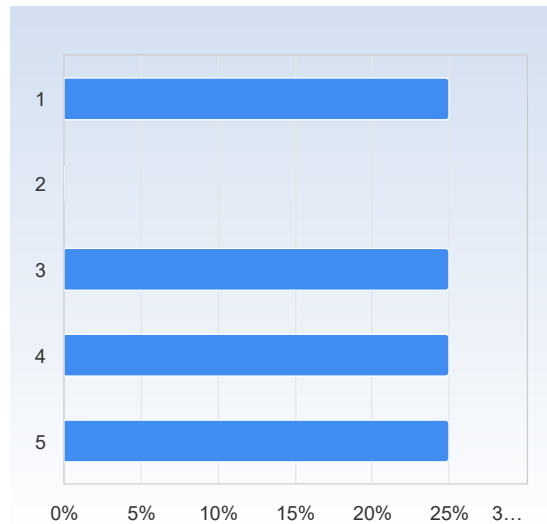
The way the course was taught and organised suited me.	Number of responses
1	0 (0.0%)
2	0 (0.0%)
3	1 (25.0%)
4	1 (25.0%)
5	2 (50.0%)
Total	4 (100.0%)



The way the course was taught and organised suited me.	Mean	Standard Deviation
	4.2	1.0

The number of teacher lead activities (lectures, seminars etc.) has been satisfactory.

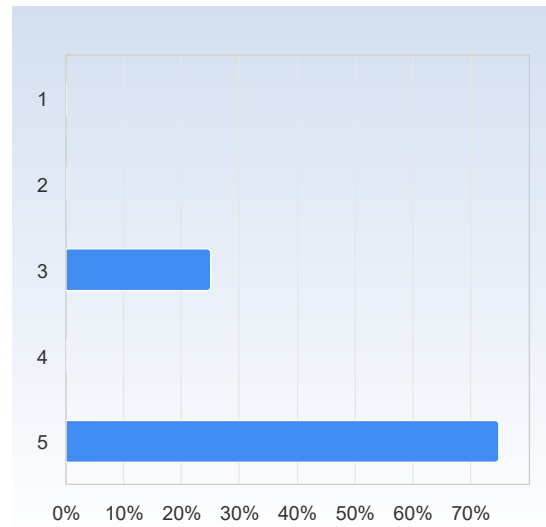
The number of teacher lead activities (lectures, seminars etc.) has been satisfactory.	Number of responses
1	1 (25.0%)
2	0 (0.0%)
3	1 (25.0%)
4	1 (25.0%)
5	1 (25.0%)
Total	4 (100.0%)



The number of teacher lead activities (lectures, seminars etc.) has been satisfactory.	Mean	Standard Deviation
	3.2	1.7

The lectures were valuable for my learning.

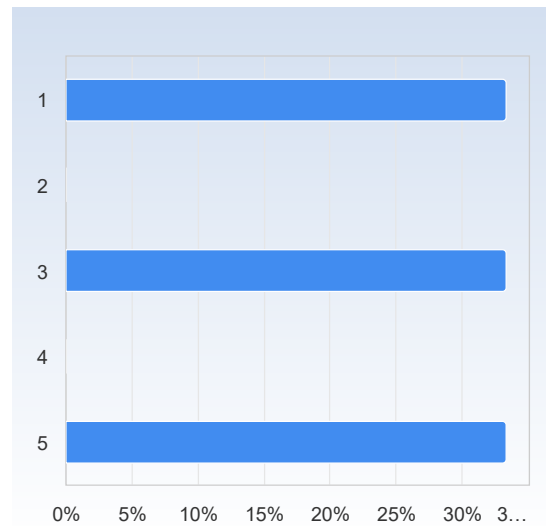
The lectures were valuable for my learning.	Number of responses
1	0 (0.0%)
2	0 (0.0%)
3	1 (25.0%)
4	0 (0.0%)
5	3 (75.0%)
Total	4 (100.0%)



	Mean	Standard Deviation
The lectures were valuable for my learning.	4.5	1.0

The seminars were valuable for my learning.

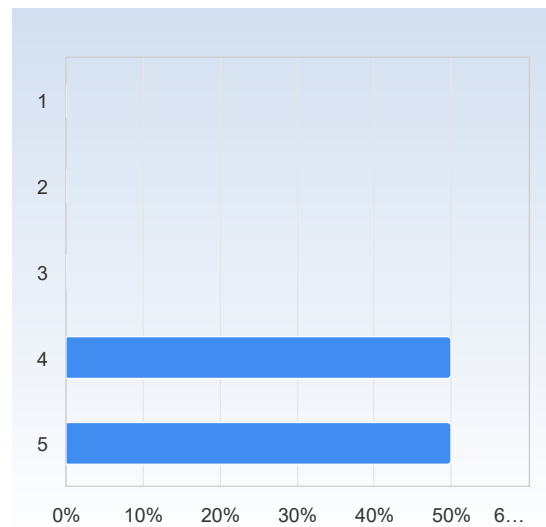
The seminars were valuable for my learning.	Number of responses
1	1 (33.3%)
2	0 (0.0%)
3	1 (33.3%)
4	0 (0.0%)
5	1 (33.3%)
Total	3 (100.0%)



	Mean	Standard Deviation
The seminars were valuable for my learning.	3.0	2.0

Studying on my own was valuable for my learning.

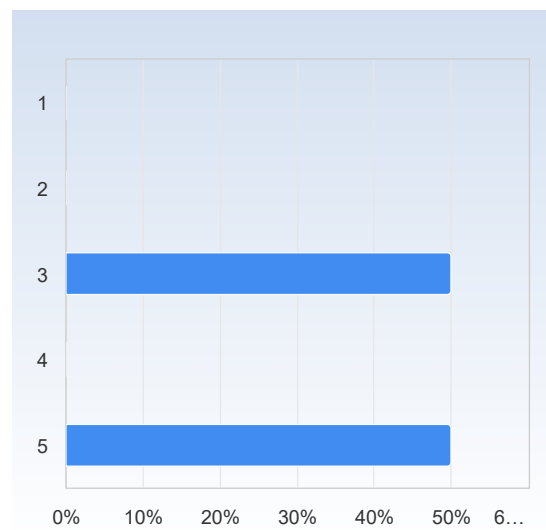
Studying on my own was valuable for my learning.	Number of responses
1	0 (0.0%)
2	0 (0.0%)
3	0 (0.0%)
4	2 (50.0%)
5	2 (50.0%)
Total	4 (100.0%)



	Mean	Standard Deviation
Studying on my own was valuable for my learning.	4.5	0.6

The course literature/material was a valuable learning resource.

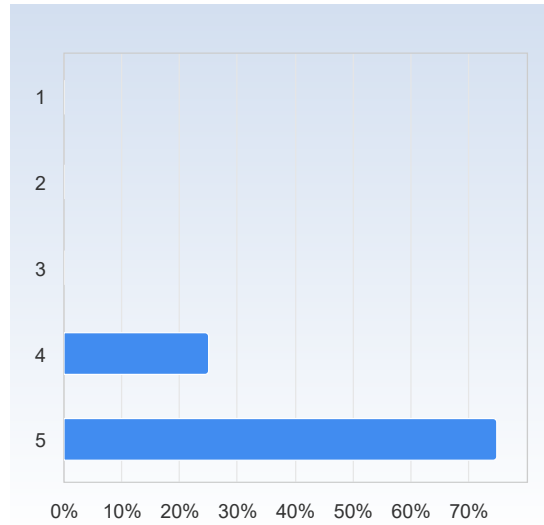
The course literature/material was a valuable learning resource.	Number of responses
1	0 (0.0%)
2	0 (0.0%)
3	2 (50.0%)
4	0 (0.0%)
5	2 (50.0%)
Total	4 (100.0%)



	Mean	Standard Deviation
The course literature/material was a valuable learning resource.	4.0	1.2

The information I received before the course start was satisfactory.

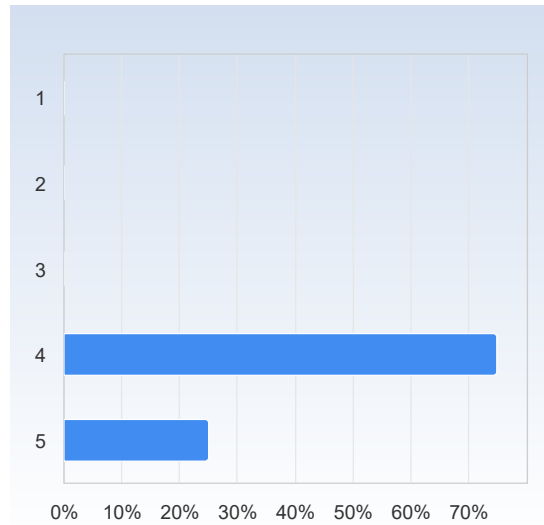
The information I received before the course start was satisfactory.	Number of responses
1	0 (0.0%)
2	0 (0.0%)
3	0 (0.0%)
4	1 (25.0%)
5	3 (75.0%)
Total	4 (100.0%)



	Mean	Standard Deviation
The information I received before the course start was satisfactory.	4.8	0.5

The communication with the teaching staff during the course was good.

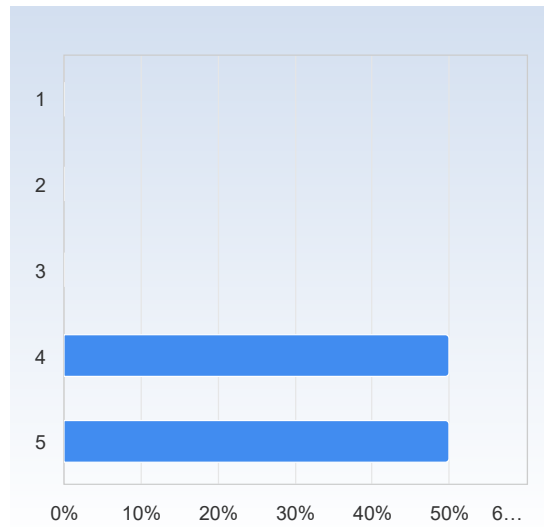
The communication with the teaching staff during the course was good.	Number of responses
1	0 (0.0%)
2	0 (0.0%)
3	0 (0.0%)
4	3 (75.0%)
5	1 (25.0%)
Total	4 (100.0%)



	Mean	Standard Deviation
The communication with the teaching staff during the course was good.	4.2	0.5

It was clear throughout the course what was expected of me.

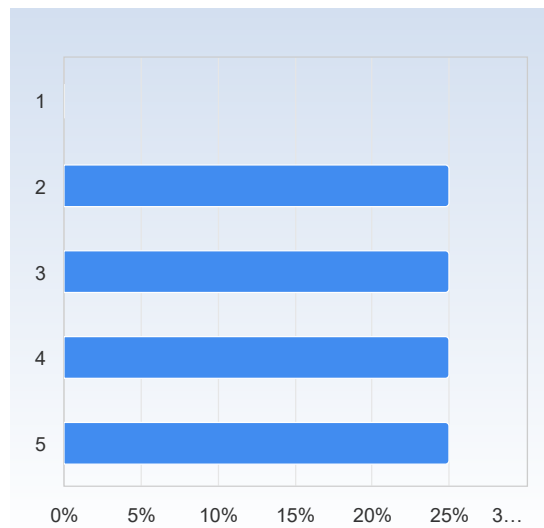
It was clear throughout the course what was expected of me.	Number of responses
1	0 (0.0%)
2	0 (0.0%)
3	0 (0.0%)
4	2 (50.0%)
5	2 (50.0%)
Total	4 (100.0%)



	Mean	Standard Deviation
It was clear throughout the course what was expected of me.	4.5	0.6

I have received valuable feedback from my teacher/teachers during the course.

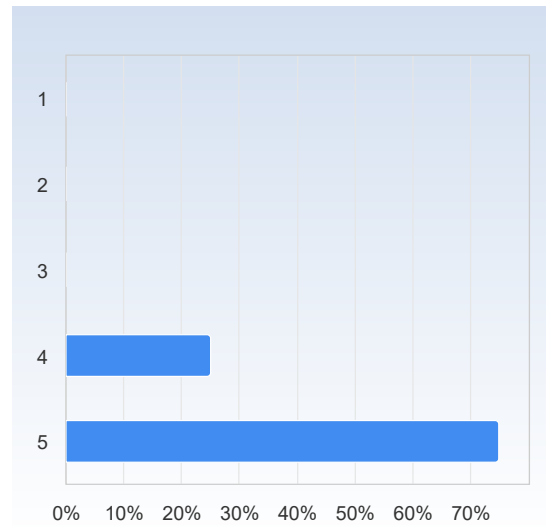
I have received valuable feedback from my teacher /teachers during the course.	Number of responses
1	0 (0.0%)
2	1 (25.0%)
3	1 (25.0%)
4	1 (25.0%)
5	1 (25.0%)
Total	4 (100.0%)



	Mean	Standard Deviation
I have received valuable feedback from my teacher/teachers during the course.	3.5	1.3

The course had a reasonable workload.

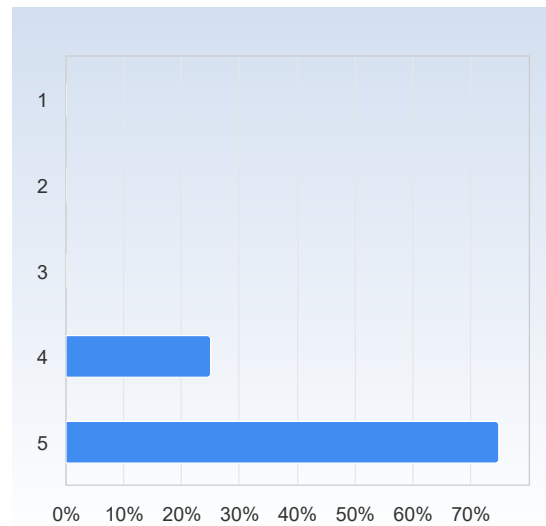
The course had a reasonable workload.	Number of responses
1	0 (0.0%)
2	0 (0.0%)
3	0 (0.0%)
4	1 (25.0%)
5	3 (75.0%)
Total	4 (100.0%)



	Mean	Standard Deviation
The course had a reasonable workload.	4.8	0.5

The workload was evenly distributed throughout the course.

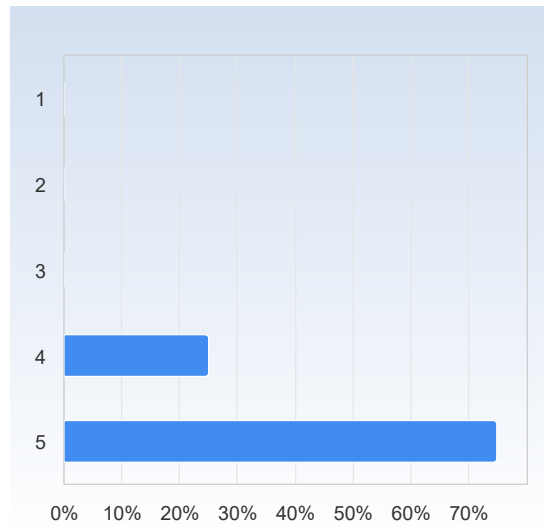
The workload was evenly distributed throughout the course.	Number of responses
1	0 (0.0%)
2	0 (0.0%)
3	0 (0.0%)
4	1 (25.0%)
5	3 (75.0%)
Total	4 (100.0%)



	Mean	Standard Deviation
The workload was evenly distributed throughout the course.	4.8	0.5

The examination matched the contents and level of the course.

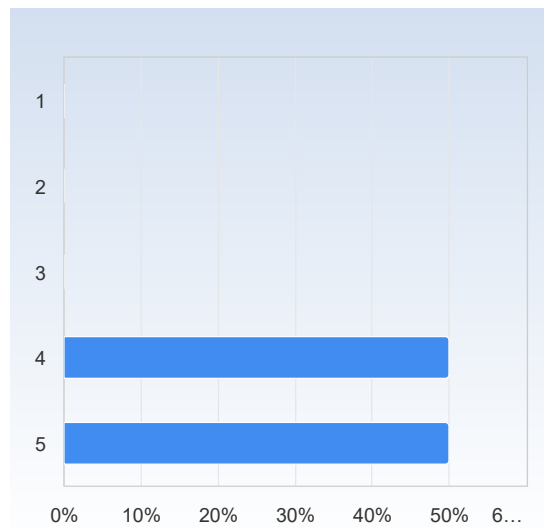
The examination matched the contents and level of the course.	Number of responses
1	0 (0.0%)
2	0 (0.0%)
3	0 (0.0%)
4	1 (25.0%)
5	3 (75.0%)
Total	4 (100.0%)



	Mean	Standard Deviation
The examination matched the contents and level of the course.	4.8	0.5

Overall, I am satisfied with the course.

Overall, I am satisfied with the course.	Number of responses
1	0 (0.0%)
2	0 (0.0%)
3	0 (0.0%)
4	2 (50.0%)
5	2 (50.0%)
Total	4 (100.0%)



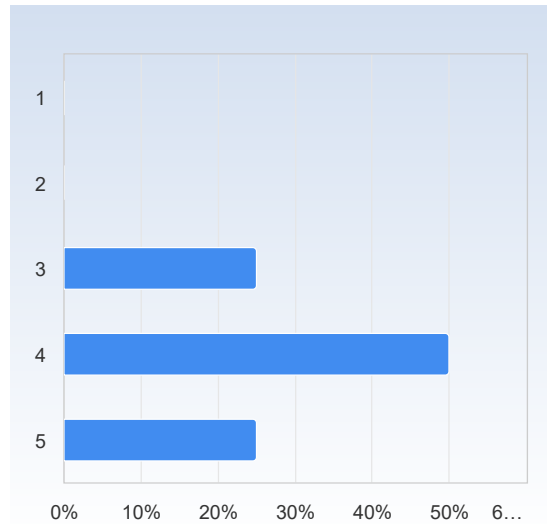
	Mean	Standard Deviation
Overall, I am satisfied with the course.	4.5	0.6

On the development of generic skills

On a scale 1-5 select the option that best matches your opinion: 1= disagree completely → 3= partly agree → 5= agree completely

The course has increased my ability to read a mathematical text.

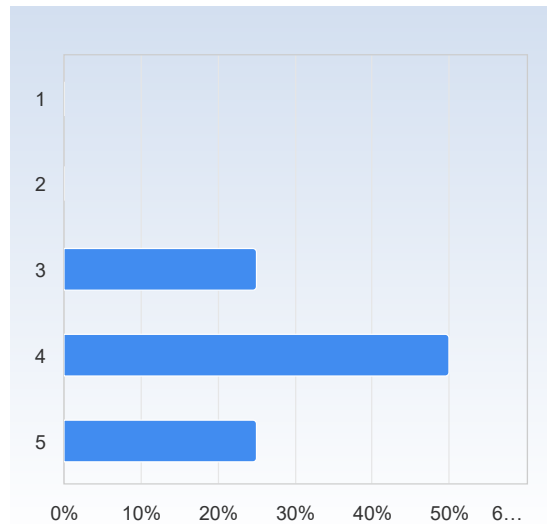
The course has increased my ability to read a mathematical text.	Number of responses
1	0 (0.0%)
2	0 (0.0%)
3	1 (25.0%)
4	2 (50.0%)
5	1 (25.0%)
Total	4 (100.0%)



	Mean	Standard Deviation
The course has increased my ability to read a mathematical text.	4.0	0.8

The course has increased my ability to communicate the subject in writing.

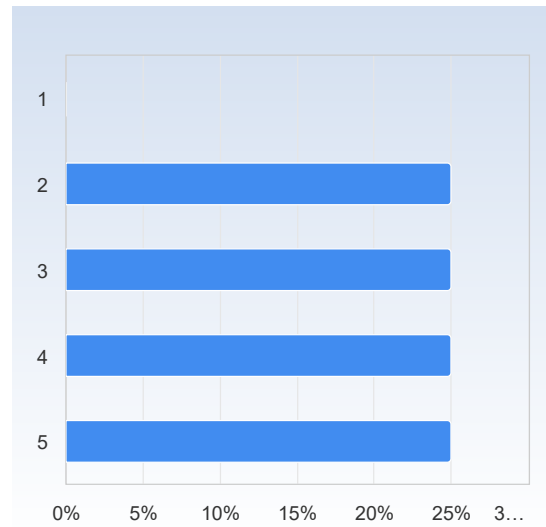
The course has increased my ability to communicate the subject in writing.	Number of responses
1	0 (0.0%)
2	0 (0.0%)
3	1 (25.0%)
4	2 (50.0%)
5	1 (25.0%)
Total	4 (100.0%)



	Mean	Standard Deviation
The course has increased my ability to communicate the subject in writing.	4.0	0.8

The course has increased my ability to communicate the subject orally.

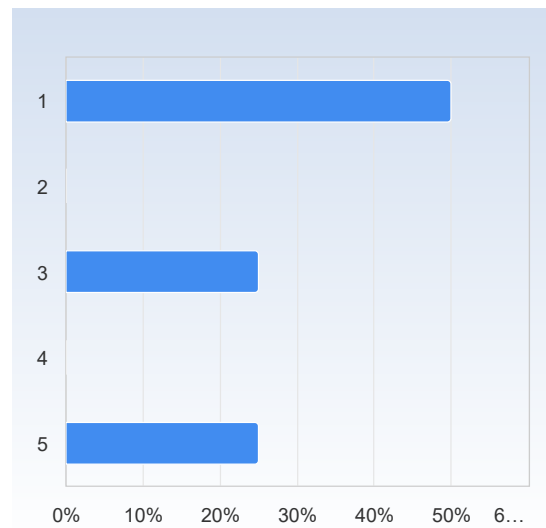
The course has increased my ability to communicate the subject orally.	Number of responses
1	0 (0.0%)
2	1 (25.0%)
3	1 (25.0%)
4	1 (25.0%)
5	1 (25.0%)
Total	4 (100.0%)



	Mean	Standard Deviation
The course has increased my ability to communicate the subject orally.	3.5	1.3

The course has increased my ability to cooperate.

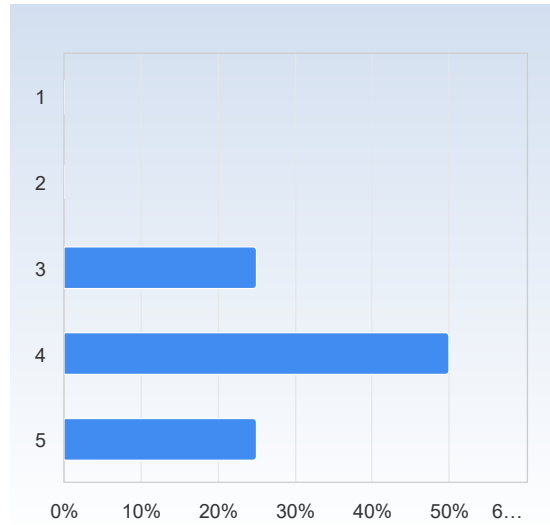
The course has increased my ability to cooperate.	Number of responses
1	2 (50.0%)
2	0 (0.0%)
3	1 (25.0%)
4	0 (0.0%)
5	1 (25.0%)
Total	4 (100.0%)



	Mean	Standard Deviation
The course has increased my ability to cooperate.	2.5	1.9

The course has increased my ability to search and process information.

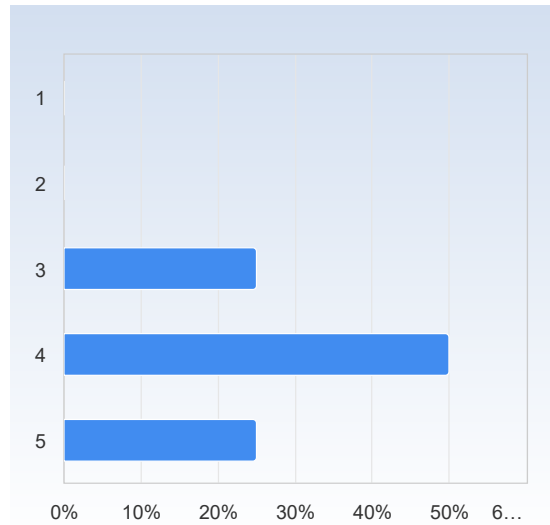
The course has increased my ability to search and process information.	Number of responses
1	0 (0.0%)
2	0 (0.0%)
3	1 (25.0%)
4	2 (50.0%)
5	1 (25.0%)
Total	4 (100.0%)



	Mean	Standard Deviation
The course has increased my ability to search and process information.	4.0	0.8

The course has increased my ability to analyze and solve problems.

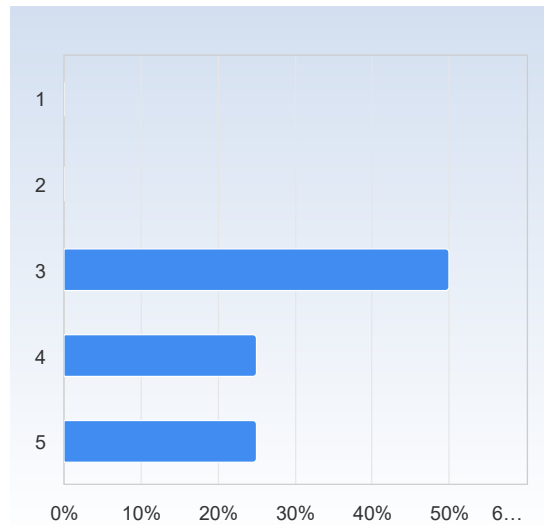
The course has increased my ability to analyze and solve problems.	Number of responses
1	0 (0.0%)
2	0 (0.0%)
3	1 (25.0%)
4	2 (50.0%)
5	1 (25.0%)
Total	4 (100.0%)



	Mean	Standard Deviation
The course has increased my ability to analyze and solve problems.	4.0	0.8

As a result of this course, I feel confident about tackling unfamiliar problems.

As a result of this course, I feel confident about tackling unfamiliar problems.	Number of responses
1	0 (0.0%)
2	0 (0.0%)
3	2 (50.0%)
4	1 (25.0%)
5	1 (25.0%)
Total	4 (100.0%)



	Mean	Standard Deviation
As a result of this course, I feel confident about tackling unfamiliar problems.	3.8	1.0

What did you appreciate most with the course?

What did you appreciate most with the course?

Superb lectures. Interesting examples.

The teacher explains all the topics very clearly and the pace of teaching allows to follow all the concepts very well. I really enjoyed all the lectures.

The contents of the course is very useful and interesting, the lecturer often describes the thought process behind the steps in proofs and solutions of problems, what might be some natural ideas and why they don't work, etc.

I like that the course is able to cover a lot of topics quite thoroughly because it runs for an entire semester.

What do you think should be improved?

What do you think should be improved?

Nothing.

Maybe some seminars to do some problems similar to old exams it would be great for the course.

The course could be a bit more ambitious and fit some more material in by having less revision sessions at the end and in general moving a bit faster. Also I think it should be clearer when unnecessary (C1-) assumptions are made (and when they are necessary), and in general to move towards an exposition of the material which doesn't require a "by the way, now we're going to prove half the assumptions in previous theorems were unnecessary" - which causes confusion. It might be hard to do this considering the reality of the material, but I believe an attempt should be made.

This year there were no seminars, the only scheduled activities were lectures twice a week. This made it extremely hard to get a deeper understanding of the material, since there is no place to discuss exercises with your peers under guidance of a TA. There should absolutely be at least one seminar each week, where you discuss/present exercises for that week held by a TA.

Have you during this course experienced course literature, staff or teaching methods to be discriminatory in any way (gender, ethnicity, etc.)?

Have you during this course experienced course literature, staff or teaching methods to be discriminatory in any way (gender, ethnicity, etc.)?

No.

No.

No.

No.