

Kurssammanställning MATM16 Topologi vt 2020

Kursansvarig: Sandra Pott

Övriga lärare:

Antal studenter: 37

Betyg: 0 st UK, 21 st G, 16 st VG.

Utvärdering

I. Sammanfattning av kursvärderingen

Totalt antal svar: 6

Kort sammanfattning av resultatet: Sammantaget var studenterna nöjda med kursen (betyg 3,7). Studenterna uppskattade speciellt Zoom-föreläsningarna och tyckte att inlämningsuppgifterna hjälpte deras lärande, men tyckte att seminarier fungerade inte så bra med Zoom.

II. Lärarlagets kommentarer

Läraren tyckte att kursen gick bra under de rådande omständigheterna, men att det var svårt att hitta ett fungerande format för seminarier.

III. Utvärdering av förändringar sedan förra kursen

Den största förändringen jämfört med föregående kurstillfälle är att undervisningen genomfördes på distans på grund av Corona-restriktionerna. Det var en stor förändring, några aspekter har fungerat väl(exempelvis föreläsningarna), medan seminarierna har fungerat mindre bra.

IV. Förslag till förändringar till nästa kurs

Slutsatsen är att man borde prioritera direktkontakt i seminarienästa kurstillfälle om kursen kommer att ges på distans igen. Det finns också utrymme att förbättra strukturen på kursens hemsida i Canvas.

2020-09-01, sammanställt av Sandra Pott

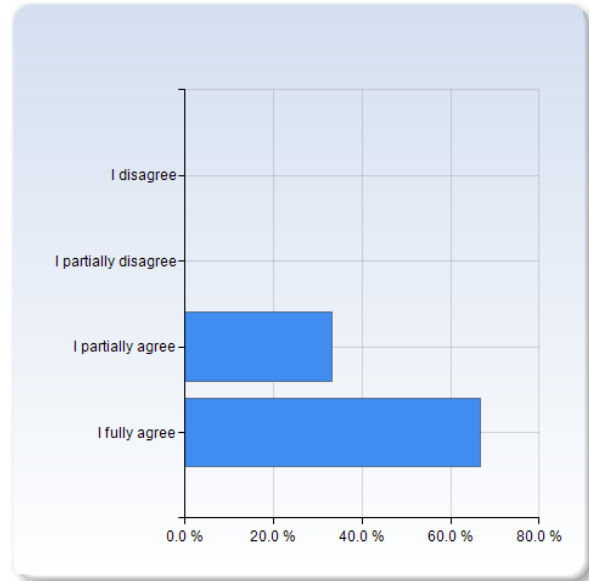
TopologiMATM16VT2020

Answer Count: 6

The course in general

The content of the course matched my expectations.

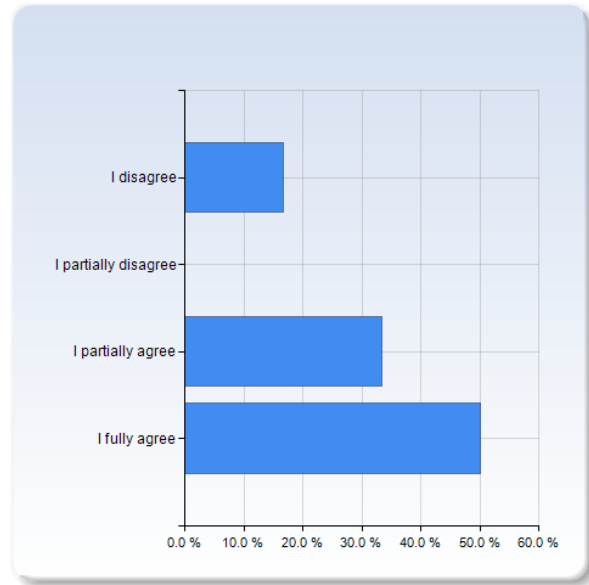
The content of the course matched my expectations.	Number of Responses
I disagree	0 (0.0%)
I partially disagree	0 (0.0%)
I partially agree	2 (33.3%)
I fully agree	4 (66.7%)
Total	6 (100.0%)



	Mean	Standard Deviation
The content of the course matched my expectations.	3.7	0.5

The information about the course (schedule, exam etc.) via Internet has been satisfactory.

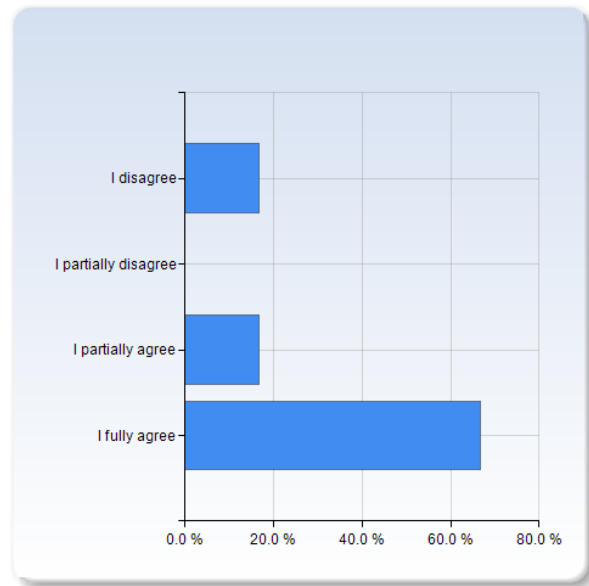
The information about the course (schedule, exam etc.) via Internet has been satisfactory.	Number of Responses
I disagree	1 (16.7%)
I partially disagree	0 (0.0%)
I partially agree	2 (33.3%)
I fully agree	3 (50.0%)
Total	6 (100.0%)



	Mean	Standard Deviation
The information about the course (schedule, exam etc.) via Internet has been satisfactory.	3.2	1.2

The information about the course (schedules, exam etc.) via lectures/and seminars has been satisfactory.

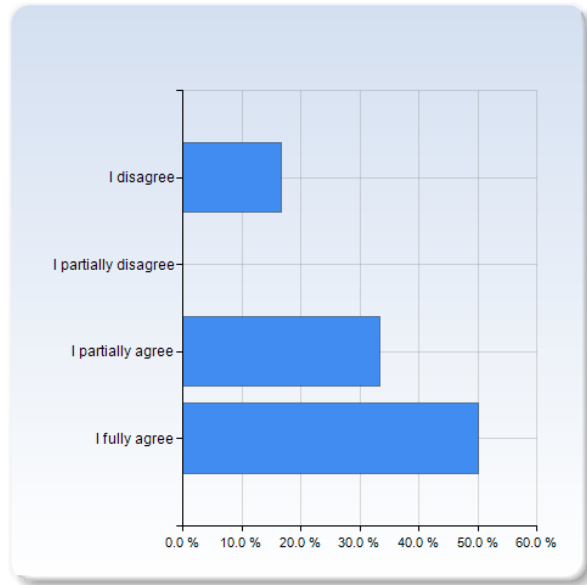
The information about the course (schedules, exam etc.) via lectures/and seminars has been satisfactory.	Number of Responses
I disagree	1 (16.7%)
I partially disagree	0 (0.0%)
I partially agree	1 (16.7%)
I fully agree	4 (66.7%)
Total	6 (100.0%)



	Mean	Standard Deviation
The information about the course (schedules, exam etc.) via lectures/and seminars has been satisfactory.	3.3	1.2

The course was organized in a satisfactory manner.

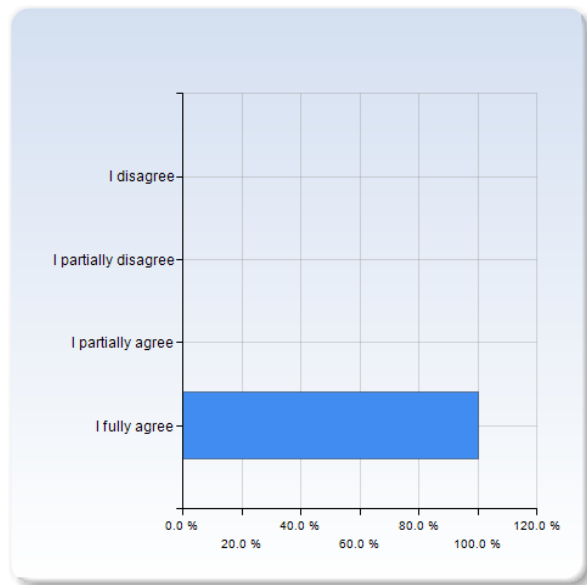
The course was organized in a satisfactory manner.	Number of Responses
I disagree	1 (16.7%)
I partially disagree	0 (0.0%)
I partially agree	2 (33.3%)
I fully agree	3 (50.0%)
Total	6 (100.0%)



	Mean	Standard Deviation
The course was organized in a satisfactory manner.	3.2	1.2

The course material has been comprehensible.

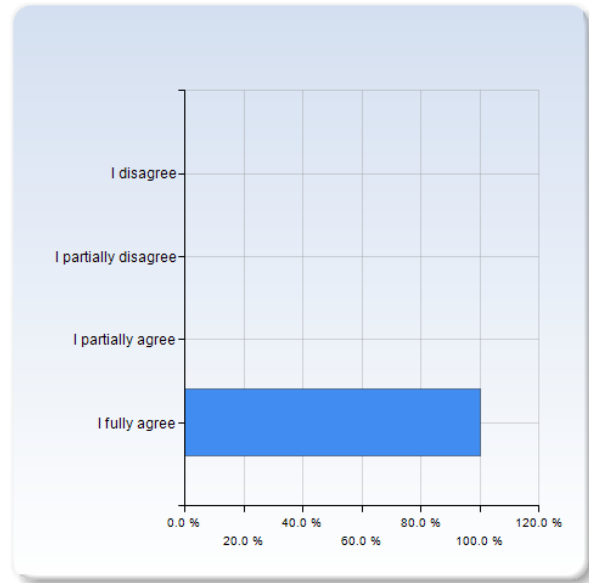
The course material has been comprehensible.	Number of Responses
I disagree	0 (0.0%)
I partially disagree	0 (0.0%)
I partially agree	0 (0.0%)
I fully agree	6 (100.0%)
Total	6 (100.0%)



	Mean	Standard Deviation
The course material has been comprehensible.	4.0	0.0

My prior knowledge has been sufficient in order to be able to assimilate the contents of the course.

My prior knowledge has been sufficient in order to be able to assimilate the contents of the course.	Number of Responses
I disagree	0 (0.0%)
I partially disagree	0 (0.0%)
I partially agree	0 (0.0%)
I fully agree	6 (100.0%)
Total	6 (100.0%)

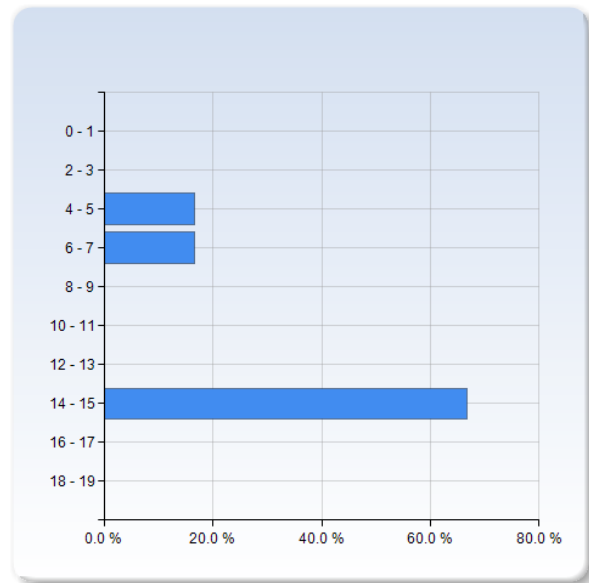


My prior knowledge has been sufficient in order to be able to assimilate the contents of the course.	Mean	Standard Deviation
My prior knowledge has been sufficient in order to be able to assimilate the contents of the course.	4.0	0.0

How many hours per week have you spent on studying for this course, including scheduled hours?

How many hours per week have you spent on studying for this course, including scheduled hours? - From

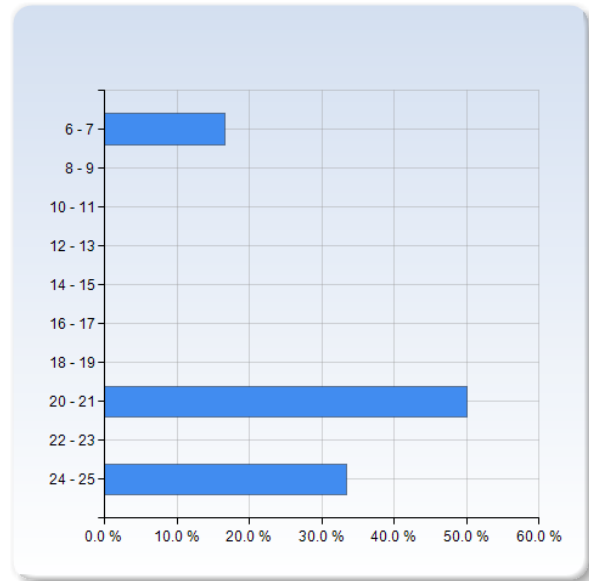
How many hours per week have you spent on studying for this course, including scheduled hours? - From	Number of Responses
0 - 1	0 (0.0%)
2 - 3	0 (0.0%)
4 - 5	1 (16.7%)
6 - 7	1 (16.7%)
8 - 9	0 (0.0%)
10 - 11	0 (0.0%)
12 - 13	0 (0.0%)
14 - 15	4 (66.7%)
16 - 17	0 (0.0%)
18 - 19	0 (0.0%)
Total	6 (100.0%)



How many hours per week have you spent on studying for this course, including scheduled hours? - From	Mean	Standard Deviation
How many hours per week have you spent on studying for this course, including scheduled hours? - From	11.7	5.2

How many hours per week have you spent on studying for this course, including scheduled hours? - To

How many hours per week have you spent on studying for this course, including scheduled hours? - To	Number of Responses
6 - 7	1 (16.7%)
8 - 9	0 (0.0%)
10 - 11	0 (0.0%)
12 - 13	0 (0.0%)
14 - 15	0 (0.0%)
16 - 17	0 (0.0%)
18 - 19	0 (0.0%)
20 - 21	3 (50.0%)
22 - 23	0 (0.0%)
24 - 25	2 (33.3%)
Total	6 (100.0%)

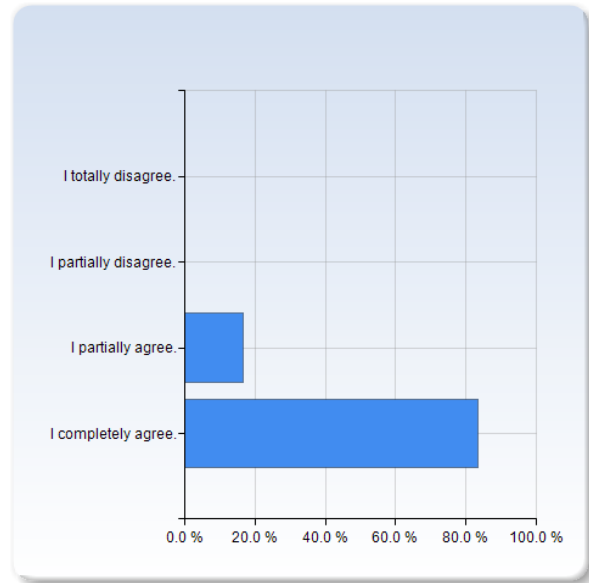


	Mean	Standard Deviation
How many hours per week have you spent on studying for this course, including scheduled hours? - To	19.3	7.0

Course literature, course material

The course literature has been informative and relevant.

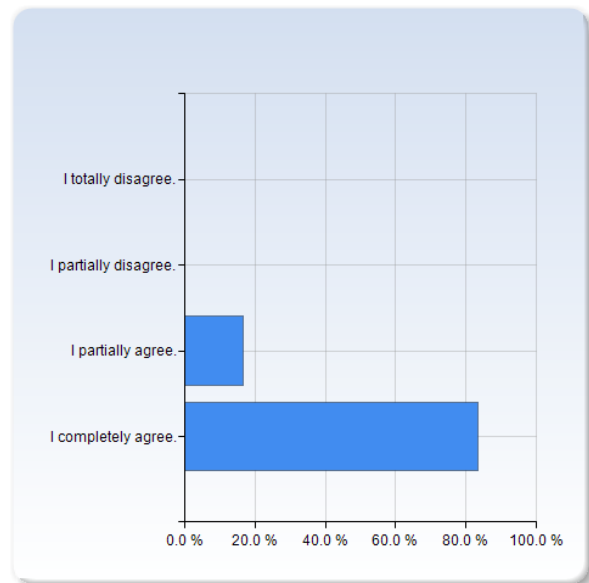
The course literature has been informative and relevant.	Number of Responses
I totally disagree.	0 (0.0%)
I partially disagree.	0 (0.0%)
I partially agree.	1 (16.7%)
I completely agree.	5 (83.3%)
Total	6 (100.0%)



	Mean	Standard Deviation
The course literature has been informative and relevant.	3.8	0.4

I have used the course literature and material extensively.

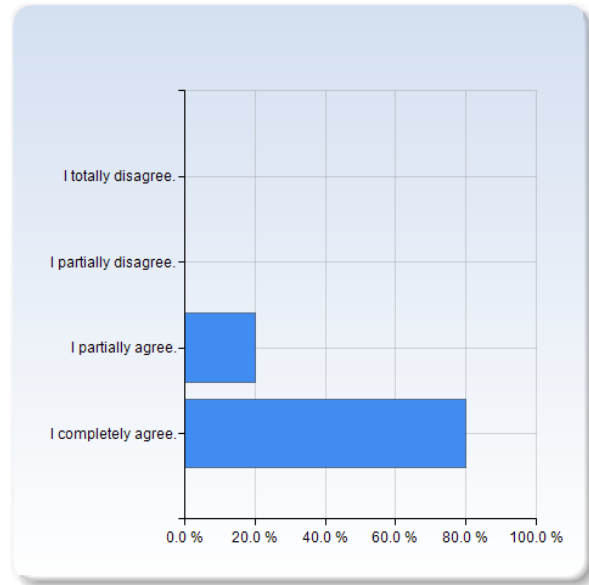
I have used the course literature and material extensively.	Number of Responses
I totally disagree.	0 (0.0%)
I partially disagree.	0 (0.0%)
I partially agree.	1 (16.7%)
I completely agree.	5 (83.3%)
Total	6 (100.0%)



	Mean	Standard Deviation
I have used the course literature and material extensively.	3.8	0.4

The complementary course material has been satisfactory.

The complementary course material has been satisfactory.	Number of Responses
I totally disagree.	0 (0.0%)
I partially disagree.	0 (0.0%)
I partially agree.	1 (20.0%)
I completely agree.	4 (80.0%)
Total	5 (100.0%)

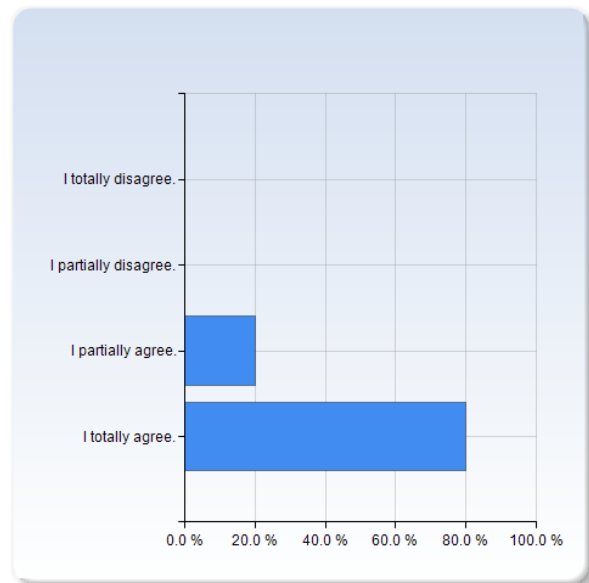


	Mean	Standard Deviation
The complementary course material has been satisfactory.	3.8	0.4

The course website

The course website was easy to reach and navigate.

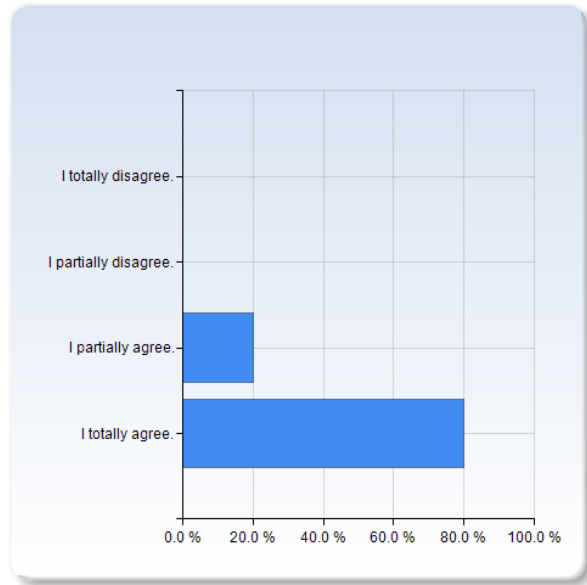
The course website was easy to reach and navigate.	Number of Responses
I totally disagree.	0 (0.0%)
I partially disagree.	0 (0.0%)
I partially agree.	1 (20.0%)
I totally agree.	4 (80.0%)
Total	5 (100.0%)



	Mean	Standard Deviation
The course website was easy to reach and navigate.	3.8	0.4

I have used the course website extensively during the course.

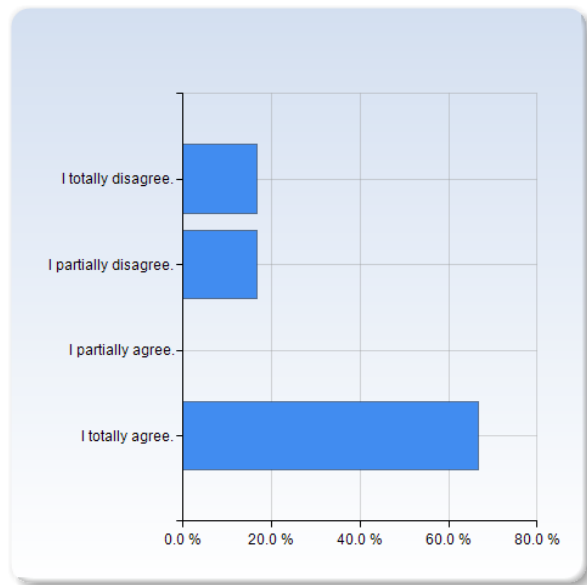
I have used the course website extensively during the course.	Number of Responses
I totally disagree.	0 (0.0%)
I partially disagree.	0 (0.0%)
I partially agree.	1 (20.0%)
I totally agree.	4 (80.0%)
Total	5 (100.0%)



	Mean	Standard Deviation
I have used the course website extensively during the course.	3.8	0.4

The information posted on the course website has been satisfactory.

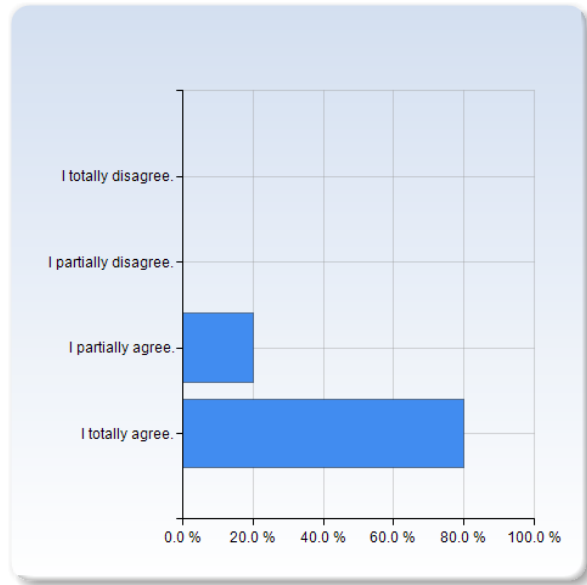
The information posted on the course website has been satisfactory.	Number of Responses
I totally disagree.	1 (16.7%)
I partially disagree.	1 (16.7%)
I partially agree.	0 (0.0%)
I totally agree.	4 (66.7%)
Total	6 (100.0%)



	Mean	Standard Deviation
The information posted on the course website has been satisfactory.	3.2	1.3

The material posted on the course website has been relevant.

The material posted on the course website has been relevant.	Number of Responses
I totally disagree.	0 (0.0%)
I partially disagree.	0 (0.0%)
I partially agree.	1 (20.0%)
I totally agree.	4 (80.0%)
Total	5 (100.0%)

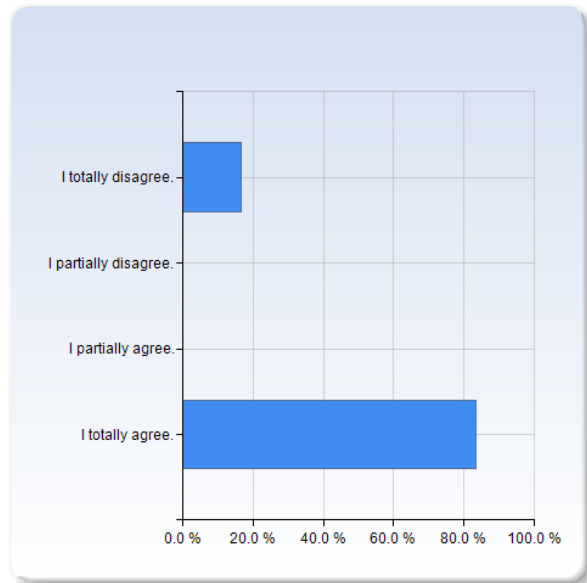


	Mean	Standard Deviation
The material posted on the course website has been relevant.	3.8	0.4

Lectures

The planning of the lectures has been satisfactory.

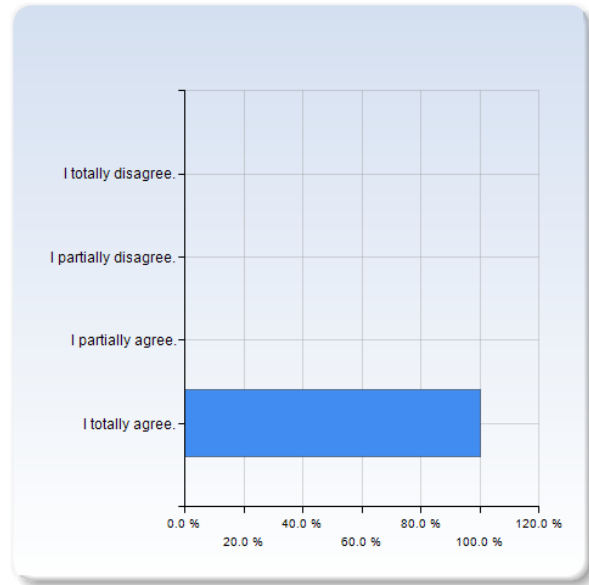
The planning of the lectures has been satisfactory.	Number of Responses
I totally disagree.	1 (16.7%)
I partially disagree.	0 (0.0%)
I partially agree.	0 (0.0%)
I totally agree.	5 (83.3%)
Total	6 (100.0%)



	Mean	Standard Deviation
The planning of the lectures has been satisfactory.	3.5	1.2

The number of lectures has been satisfactory.

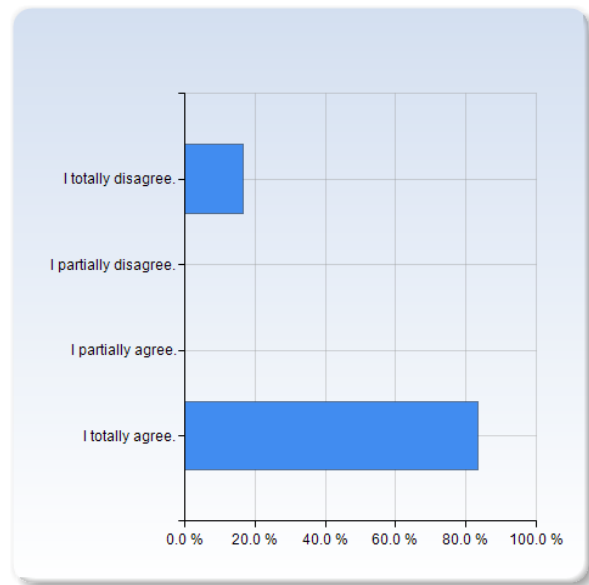
The number of lectures has been satisfactory.	Number of Responses
I totally disagree.	0 (0.0%)
I partially disagree.	0 (0.0%)
I partially agree.	0 (0.0%)
I totally agree.	5 (100.0%)
Total	5 (100.0%)



	Mean	Standard Deviation
The number of lectures has been satisfactory.	4.0	0.0

The pace of the lectures matched the content of the course.

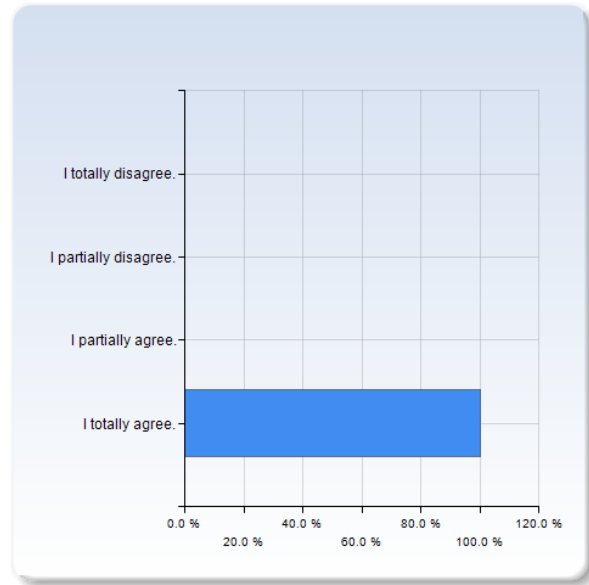
The pace of the lectures matched the content of the course.	Number of Responses
I totally disagree.	1 (16.7%)
I partially disagree.	0 (0.0%)
I partially agree.	0 (0.0%)
I totally agree.	5 (83.3%)
Total	6 (100.0%)



	Mean	Standard Deviation
The pace of the lectures matched the content of the course.	3.5	1.2

The lecturer presented the material in a pedagogical manner.

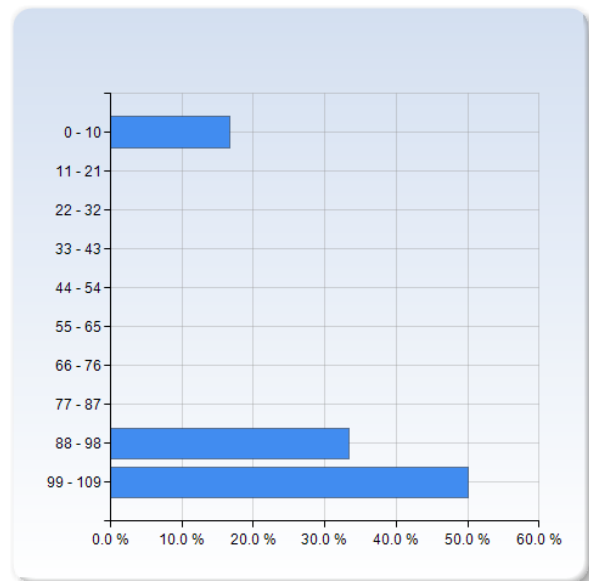
The lecturer presented the material in a pedagogical manner.	Number of Responses
I totally disagree.	0 (0.0%)
I partially disagree.	0 (0.0%)
I partially agree.	0 (0.0%)
I totally agree.	5 (100.0%)
Total	5 (100.0%)



	Mean	Standard Deviation
The lecturer presented the material in a pedagogical manner.	4.0	0.0

To which extent did you attend the lectures? (percentage)

To which extent did you attend the lectures? (percentage)	Number of Responses
0 - 10	1 (16.7%)
11 - 21	0 (0.0%)
22 - 32	0 (0.0%)
33 - 43	0 (0.0%)
44 - 54	0 (0.0%)
55 - 65	0 (0.0%)
66 - 76	0 (0.0%)
77 - 87	0 (0.0%)
88 - 98	2 (33.3%)
99 - 109	3 (50.0%)
Total	6 (100.0%)

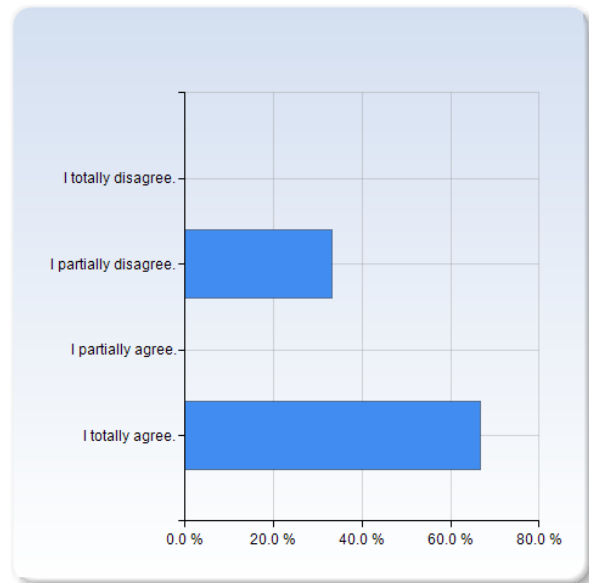


	Mean	Standard Deviation
To which extent did you attend the lectures? (percentage)	80.8	39.8

Seminars

The number of seminars has been satisfactory.

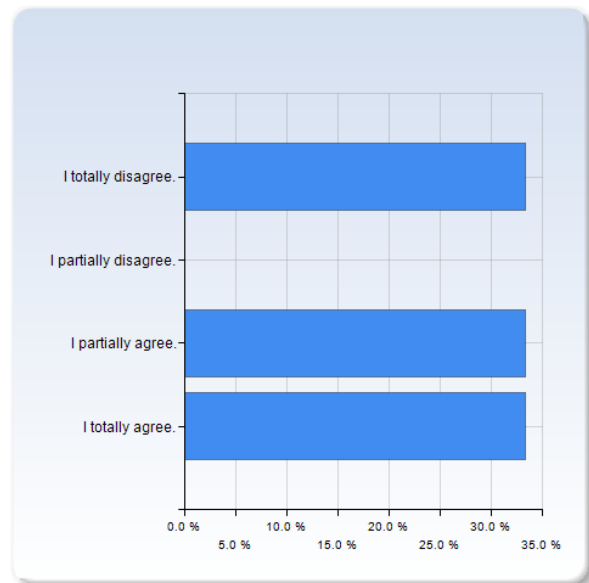
The number of seminars has been satisfactory.	Number of Responses
I totally disagree.	0 (0.0%)
I partially disagree.	1 (33.3%)
I partially agree.	0 (0.0%)
I totally agree.	2 (66.7%)
Total	3 (100.0%)



	Mean	Standard Deviation
The number of seminars has been satisfactory.	3.3	1.2

The teaching form and planning of the seminars has been satisfactory.

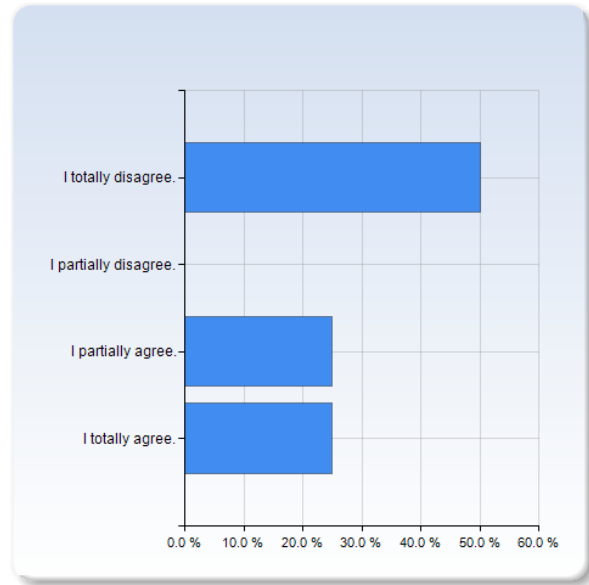
The teaching form and planning of the seminars has been satisfactory.	Number of Responses
I totally disagree.	1 (33.3%)
I partially disagree.	0 (0.0%)
I partially agree.	1 (33.3%)
I totally agree.	1 (33.3%)
Total	3 (100.0%)



	Mean	Standard Deviation
The teaching form and planning of the seminars has been satisfactory.	2.7	1.5

The seminars contributed to increase my understanding of the subject.

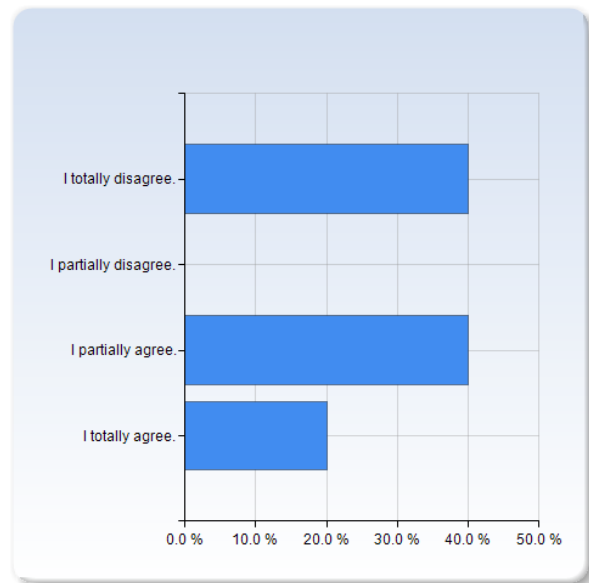
The seminars contributed to increase my understanding of the subject.	Number of Responses
I totally disagree.	2 (50.0%)
I partially disagree.	0 (0.0%)
I partially agree.	1 (25.0%)
I totally agree.	1 (25.0%)
Total	4 (100.0%)



	Mean	Standard Deviation
The seminars contributed to increase my understanding of the subject.	2.3	1.5

I have actively participated in the seminars.

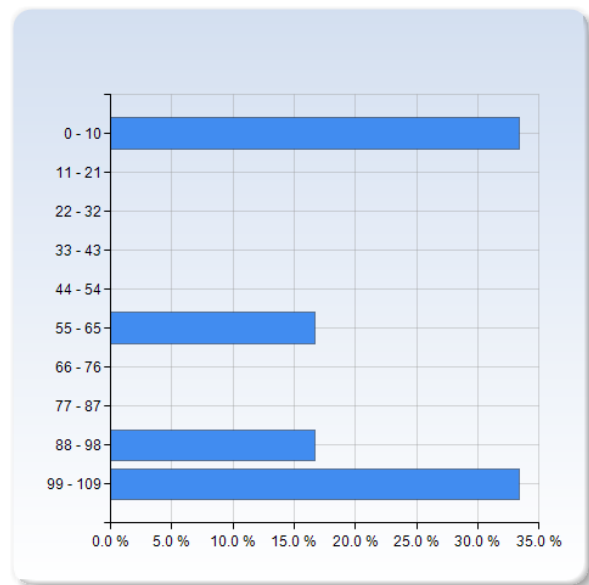
I have actively participated in the seminars.	Number of Responses
I totally disagree.	2 (40.0%)
I partially disagree.	0 (0.0%)
I partially agree.	2 (40.0%)
I totally agree.	1 (20.0%)
Total	5 (100.0%)



	Mean	Standard Deviation
I have actively participated in the seminars.	2.4	1.3

To which extent did you attend the seminars? (percentage)

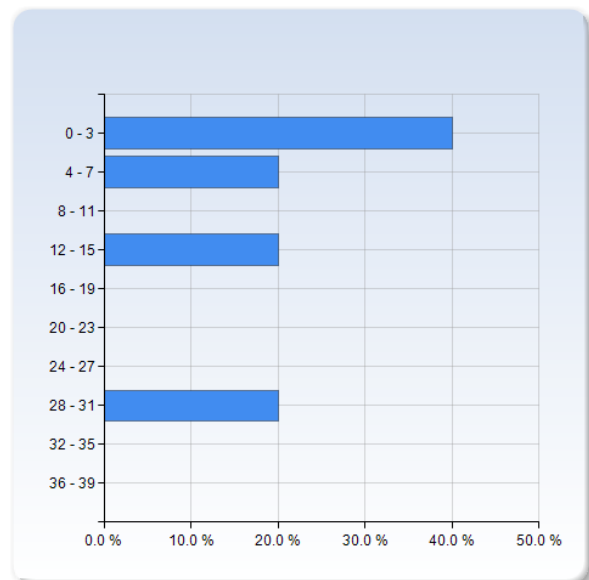
To which extent did you attend the seminars? (percentage)	Number of Responses
0 - 10	2 (33.3%)
11 - 21	0 (0.0%)
22 - 32	0 (0.0%)
33 - 43	0 (0.0%)
44 - 54	0 (0.0%)
55 - 65	1 (16.7%)
66 - 76	0 (0.0%)
77 - 87	0 (0.0%)
88 - 98	1 (16.7%)
99 - 109	2 (33.3%)
Total	6 (100.0%)



To which extent did you attend the seminars? (percentage)	Mean	Standard Deviation
	59.2	46.3

How many hours did you spend to prepare for the seminars?

How many hours did you spend to prepare for the seminars?	Number of Responses
0 - 3	2 (40.0%)
4 - 7	1 (20.0%)
8 - 11	0 (0.0%)
12 - 15	1 (20.0%)
16 - 19	0 (0.0%)
20 - 23	0 (0.0%)
24 - 27	0 (0.0%)
28 - 31	1 (20.0%)
32 - 35	0 (0.0%)
36 - 39	0 (0.0%)
Total	5 (100.0%)

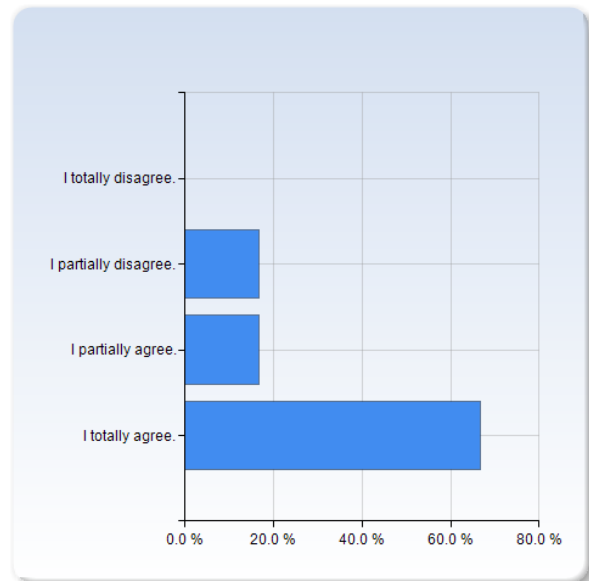


How many hours did you spend to prepare for the seminars?	Mean	Standard Deviation
	9.4	12.5

Projects, assignments

The degree of difficulty of the assignments matched the content of the course.

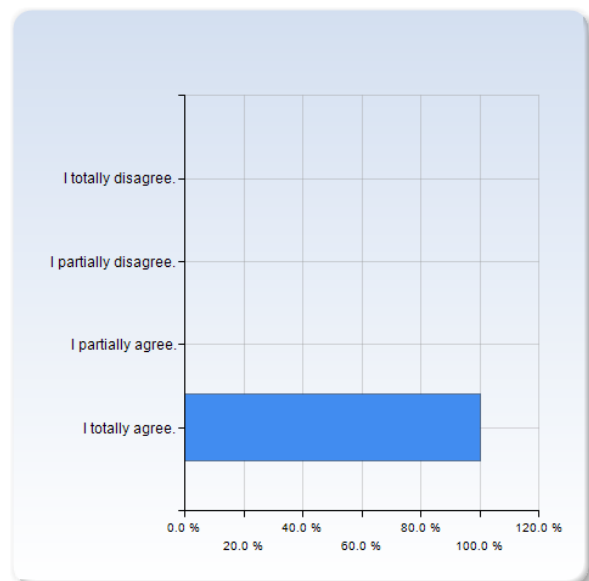
The degree of difficulty of the assignments matched the content of the course.	Number of Responses
I totally disagree.	0 (0.0%)
I partially disagree.	1 (16.7%)
I partially agree.	1 (16.7%)
I totally agree.	4 (66.7%)
Total	6 (100.0%)



	Mean	Standard Deviation
The degree of difficulty of the assignments matched the content of the course.	3.5	0.8

The assignments contributed to increase my understanding of the subject.

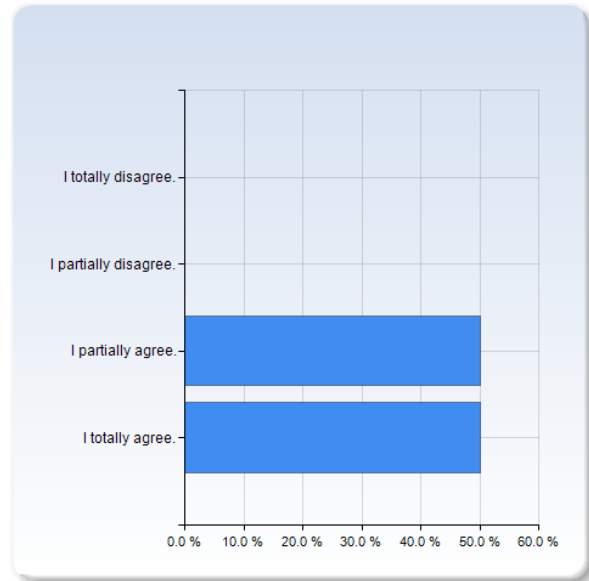
The assignments contributed to increase my understanding of the subject.	Number of Responses
I totally disagree.	0 (0.0%)
I partially disagree.	0 (0.0%)
I partially agree.	0 (0.0%)
I totally agree.	6 (100.0%)
Total	6 (100.0%)



	Mean	Standard Deviation
The assignments contributed to increase my understanding of the subject.	4.0	0.0

The assignments contributed to increase my ability to communicate my mathematical knowledge.

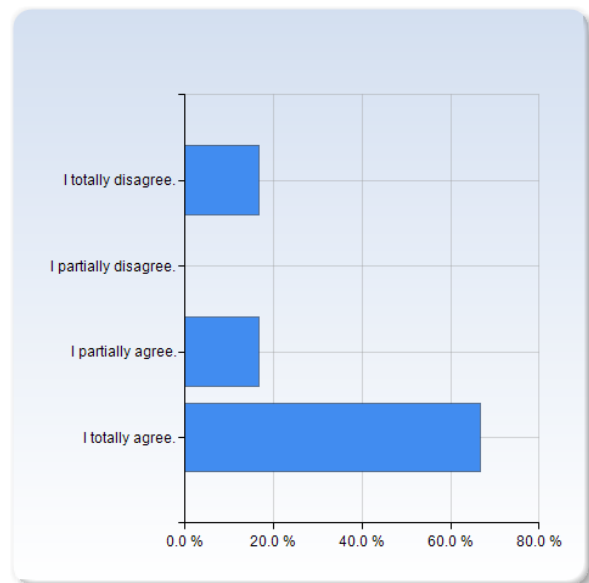
The assignments contributed to increase my ability to communicate my mathematical knowledge.	Number of Responses
I totally disagree.	0 (0.0%)
I partially disagree.	0 (0.0%)
I partially agree.	3 (50.0%)
I totally agree.	3 (50.0%)
Total	6 (100.0%)



The assignments contributed to increase my ability to communicate my mathematical knowledge.	Mean	Standard Deviation
	3.5	0.5

The planning and implementation of the assignments has been satisfactory.

The planning and implementation of the assignments has been satisfactory.	Number of Responses
I totally disagree.	1 (16.7%)
I partially disagree.	0 (0.0%)
I partially agree.	1 (16.7%)
I totally agree.	4 (66.7%)
Total	6 (100.0%)

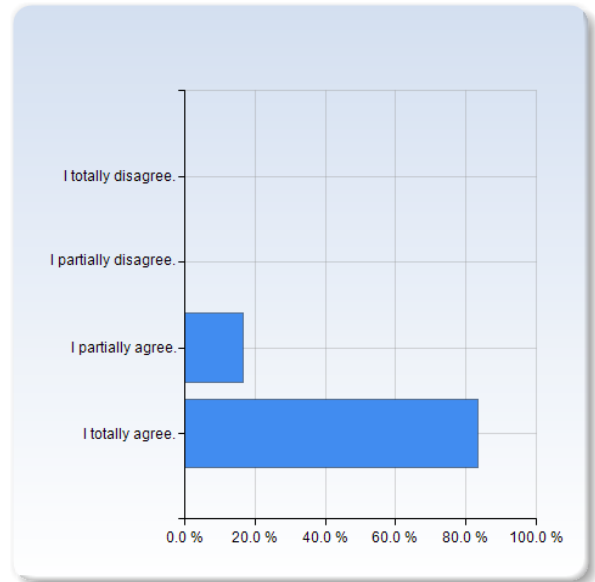


	Mean	Standard Deviation
The planning and implementation of the assignments has been satisfactory.	3.3	1.2

Examination

The examination form has been satisfactory.

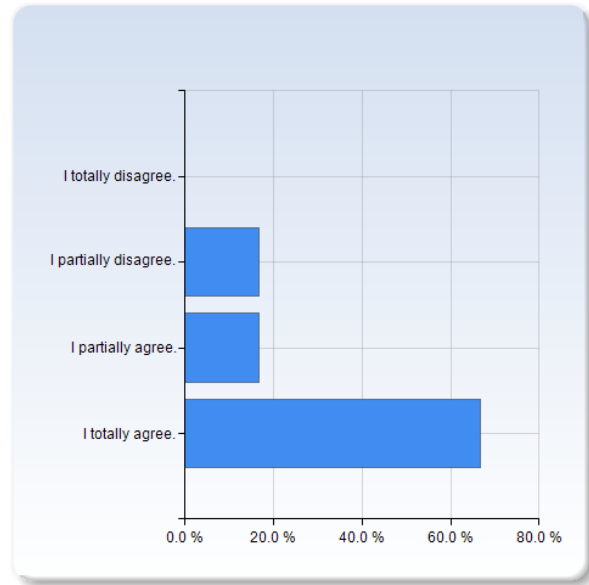
The examination form has been satisfactory.	Number of Responses
I totally disagree.	0 (0.0%)
I partially disagree.	0 (0.0%)
I partially agree.	1 (16.7%)
I totally agree.	5 (83.3%)
Total	6 (100.0%)



	Mean	Standard Deviation
The examination form has been satisfactory.	3.8	0.4

The degree of difficulty of the examination matched the content of the course.

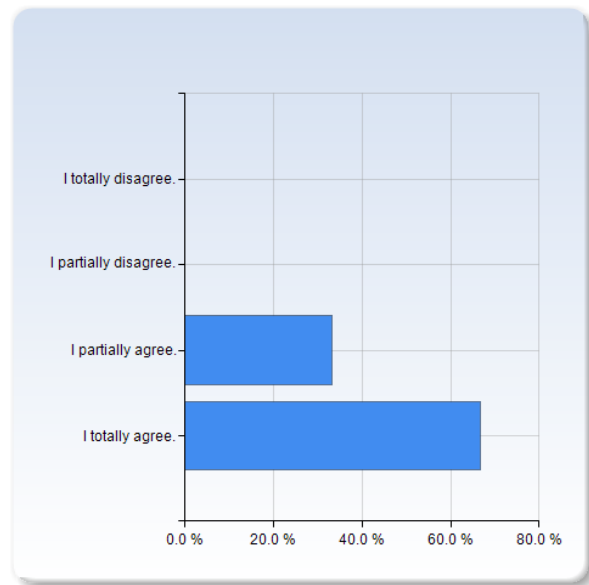
The degree of difficulty of the examination matched the content of the course.	Number of Responses
I totally disagree.	0 (0.0%)
I partially disagree.	1 (16.7%)
I partially agree.	1 (16.7%)
I totally agree.	4 (66.7%)
Total	6 (100.0%)



	Mean	Standard Deviation
The degree of difficulty of the examination matched the content of the course.	3.5	0.8

The exam questions reflected the content of the course and matched the learning objectives.

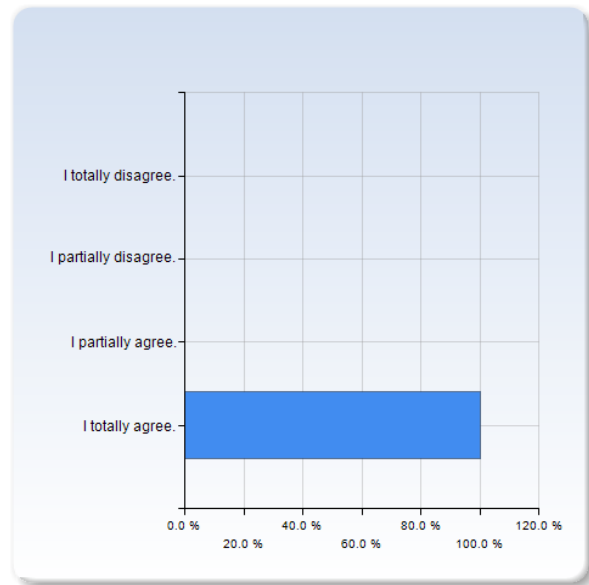
The exam questions reflected the content of the course and matched the learning objectives.	Number of Responses
I totally disagree.	0 (0.0%)
I partially disagree.	0 (0.0%)
I partially agree.	2 (33.3%)
I totally agree.	4 (66.7%)
Total	6 (100.0%)



	Mean	Standard Deviation
The exam questions reflected the content of the course and matched the learning objectives.	3.7	0.5

The grade that I received on the exam reflects my work during the course.

The grade that I received on the exam reflects my work during the course.	Number of Responses
I totally disagree.	0 (0.0%)
I partially disagree.	0 (0.0%)
I partially agree.	0 (0.0%)
I totally agree.	6 (100.0%)
Total	6 (100.0%)



The grade that I received on the exam reflects my work during the course.	Mean	Standard Deviation
The grade that I received on the exam reflects my work during the course.	4.0	0.0