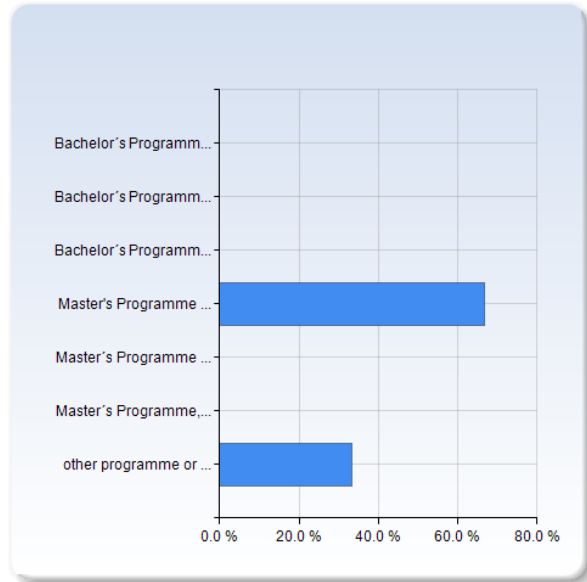


MATM18 Fourier Analysis Spring 2020

Answer Count: 3

I have studied this course as part of

I have studied this course as part of	Number of Responses
Bachelor's Programme in Mathematics	0 (0.0%)
Bachelor's Programme in Physics, Theoretical Physics, Astronomy	0 (0.0%)
Bachelor's Programme, other specialization	0 (0.0%)
Master's Programme in Mathematics	2 (66.7%)
Master's Programme in Mathematical Statistics	0 (0.0%)
Master's Programme, other specialization	0 (0.0%)
other programme or as stand alone course	1 (33.3%)
Total	3 (100.0%)

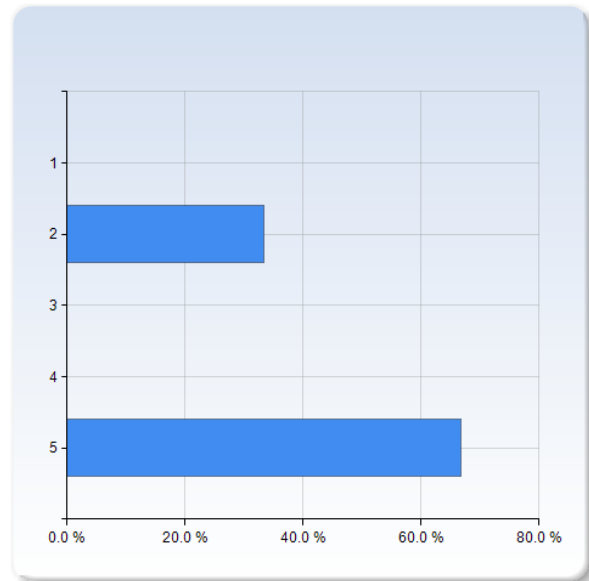


I have studied this course as part of	Mean	Standard Deviation
	5.3	2.3

On the scale 1-5 select the option that best matches your opinion: 1= disagree completely → 3= partly agree → 5= agree completely

2. My prior knowledge has been sufficient to assimilate the contents of this course.

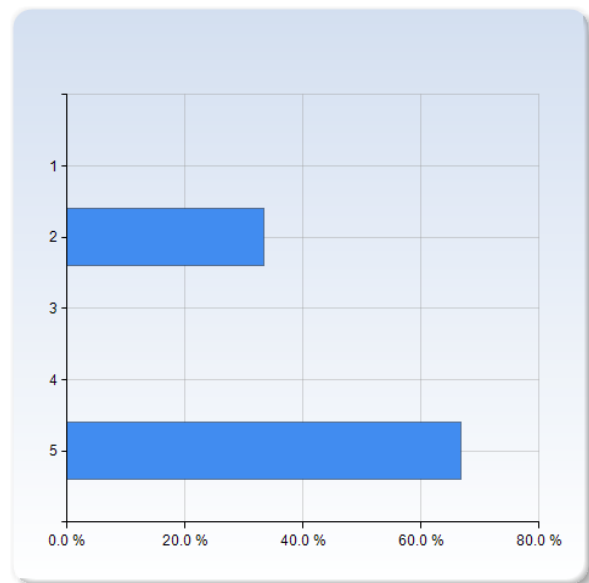
2. My prior knowledge has been sufficient to assimilate the contents of this course.	Number of Responses
1	0 (0.0%)
2	1 (33.3%)
3	0 (0.0%)
4	0 (0.0%)
5	2 (66.7%)
Total	3 (100.0%)



	Mean	Standard Deviation
2. My prior knowledge has been sufficient to assimilate the contents of this course.	4.0	1.7

3. I have participated actively in the course.

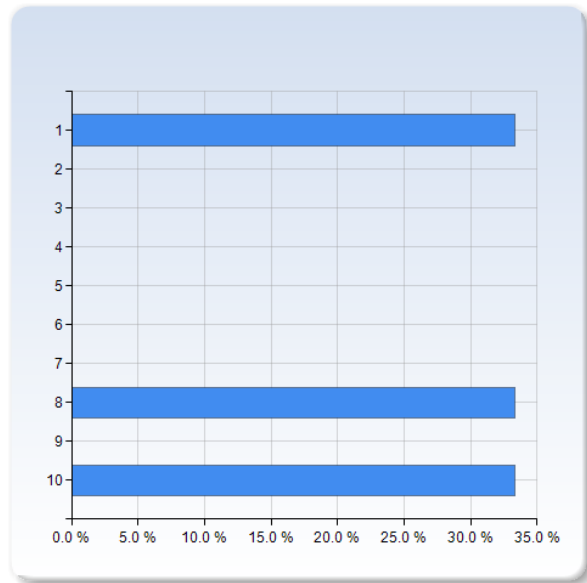
3. I have participated actively in the course.	Number of Responses
1	0 (0.0%)
2	1 (33.3%)
3	0 (0.0%)
4	0 (0.0%)
5	2 (66.7%)
Total	3 (100.0%)



	Mean	Standard Deviation
3. I have participated actively in the course.	4.0	1.7

Average number of hours spent in total on the course per week (including scheduled activities):

Average number of hours spent in total on the course per week (including scheduled activities):	Number of Responses
1	1 (33.3%)
2	0 (0.0%)
3	0 (0.0%)
4	0 (0.0%)
5	0 (0.0%)
6	0 (0.0%)
7	0 (0.0%)
8	1 (33.3%)
9	0 (0.0%)
10	1 (33.3%)
Total	3 (100.0%)



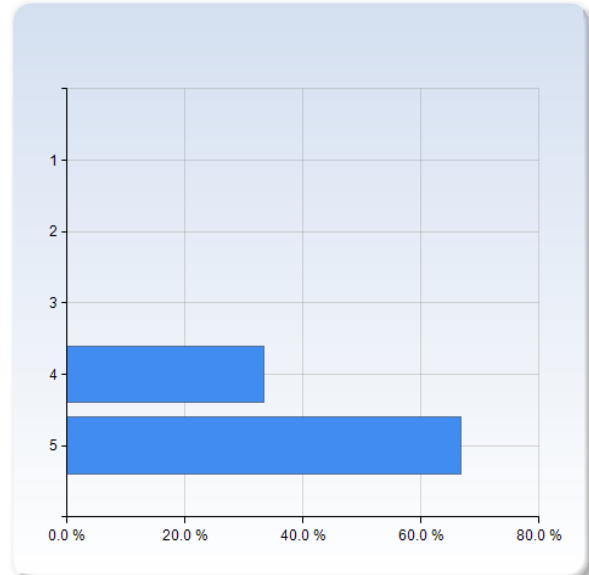
Average number of hours spent in total on the course per week (including scheduled activities):	Mean	Standard Deviation
	6.3	4.7

The course in general

On the scale 1-5 select the option that best matches your opinion: 1= disagree completely → 3= partly agree → 5= agree completely

The way the course was taught and organised suited me.

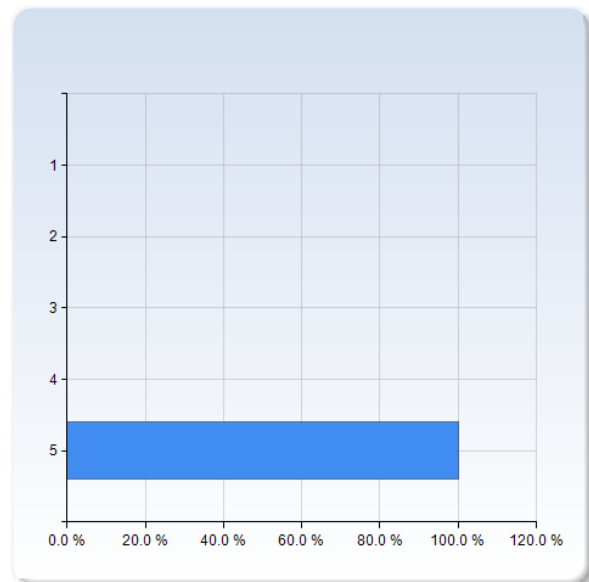
The way the course was taught and organised suited me.	Number of Responses
1	0 (0.0%)
2	0 (0.0%)
3	0 (0.0%)
4	1 (33.3%)
5	2 (66.7%)
Total	3 (100.0%)



	Mean	Standard Deviation
The way the course was taught and organised suited me.	4.7	0.6

The number of teacher lead activities (lectures, seminars etc.) has been satisfactory.

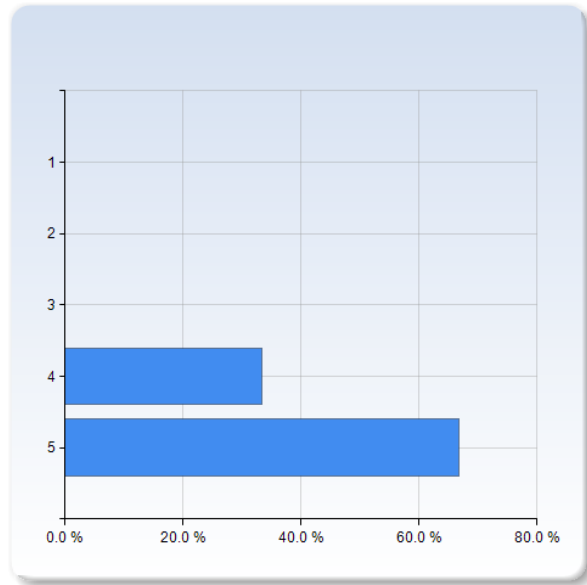
The number of teacher lead activities (lectures, seminars etc.) has been satisfactory.	Number of Responses
1	0 (0.0%)
2	0 (0.0%)
3	0 (0.0%)
4	0 (0.0%)
5	3 (100.0%)
Total	3 (100.0%)



	Mean	Standard Deviation
The number of teacher lead activities (lectures, seminars etc.) has been satisfactory.	5.0	0.0

The lectures were valuable for my learning.

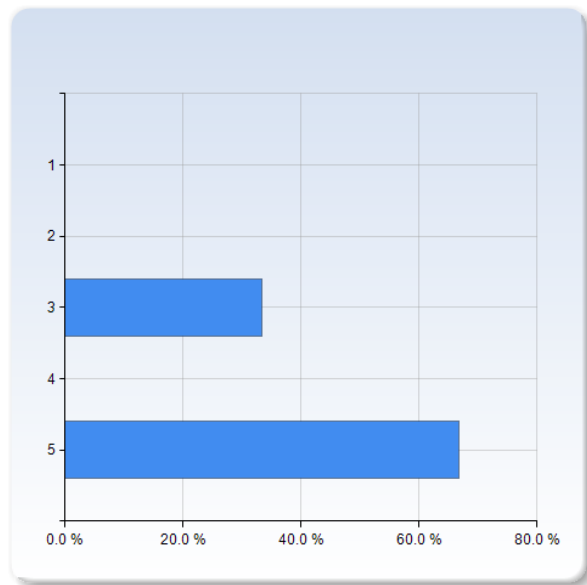
The lectures were valuable for my learning.	Number of Responses
1	0 (0.0%)
2	0 (0.0%)
3	0 (0.0%)
4	1 (33.3%)
5	2 (66.7%)
Total	3 (100.0%)



The lectures were valuable for my learning.	Mean	Standard Deviation
	4.7	0.6

The seminars were valuable for my learning.

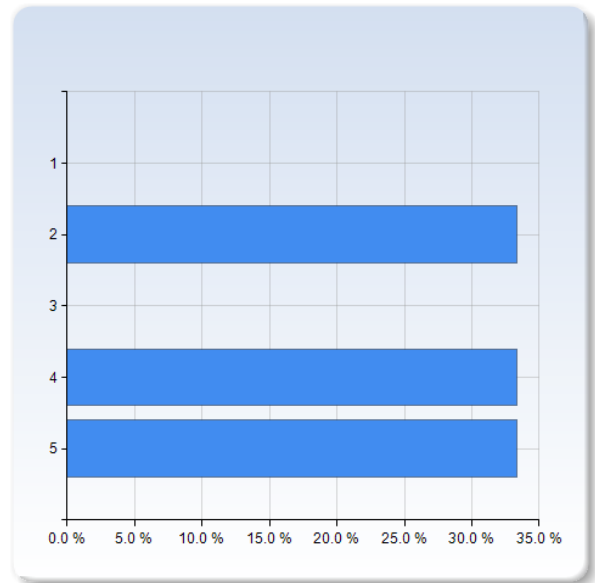
The seminars were valuable for my learning.	Number of Responses
1	0 (0.0%)
2	0 (0.0%)
3	1 (33.3%)
4	0 (0.0%)
5	2 (66.7%)
Total	3 (100.0%)



	Mean	Standard Deviation
The seminars were valuable for my learning.	4.3	1.2

Studying on my own was valuable for my learning.

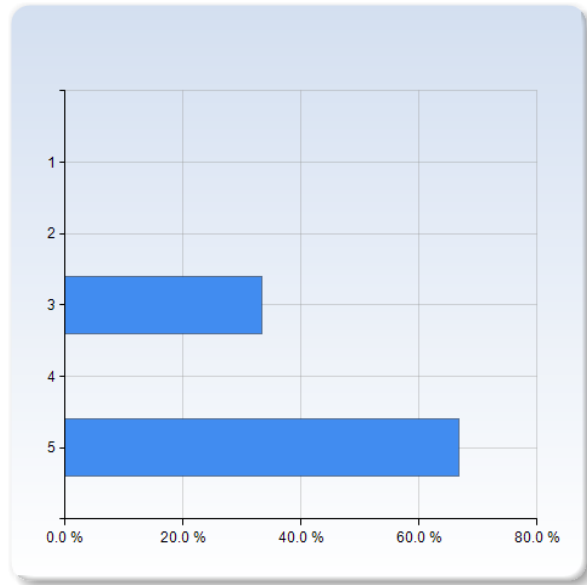
Studying on my own was valuable for my learning.	Number of Responses
1	0 (0.0%)
2	1 (33.3%)
3	0 (0.0%)
4	1 (33.3%)
5	1 (33.3%)
Total	3 (100.0%)



	Mean	Standard Deviation
Studying on my own was valuable for my learning.	3.7	1.5

The course literature/material was a valuable learning resource.

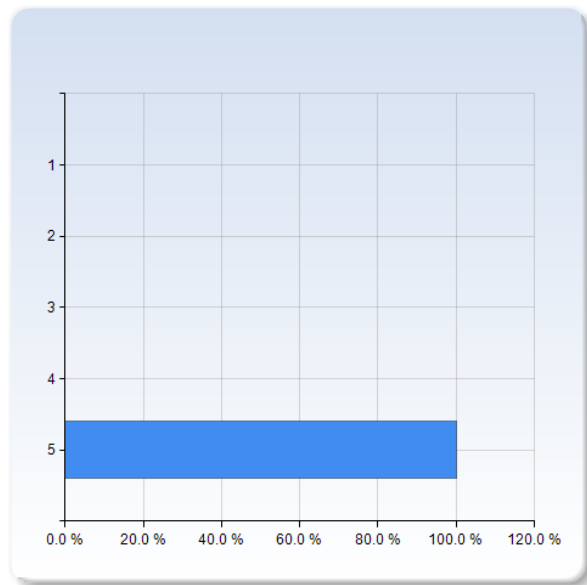
The course literature/material was a valuable learning resource.	Number of Responses
1	0 (0.0%)
2	0 (0.0%)
3	1 (33.3%)
4	0 (0.0%)
5	2 (66.7%)
Total	3 (100.0%)



	Mean	Standard Deviation
The course literature/material was a valuable learning resource.	4.3	1.2

The information I received before the course start was satisfactory.

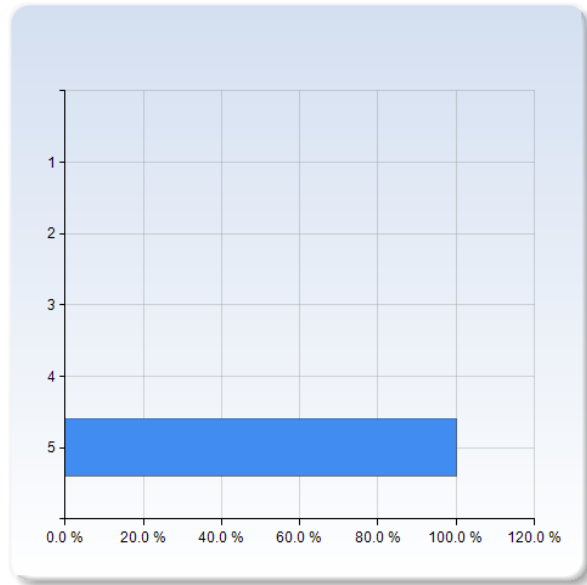
The information I received before the course start was satisfactory.	Number of Responses
1	0 (0.0%)
2	0 (0.0%)
3	0 (0.0%)
4	0 (0.0%)
5	3 (100.0%)
Total	3 (100.0%)



	Mean	Standard Deviation
The information I received before the course start was satisfactory.	5.0	0.0

The communication with the teaching staff during the course was good.

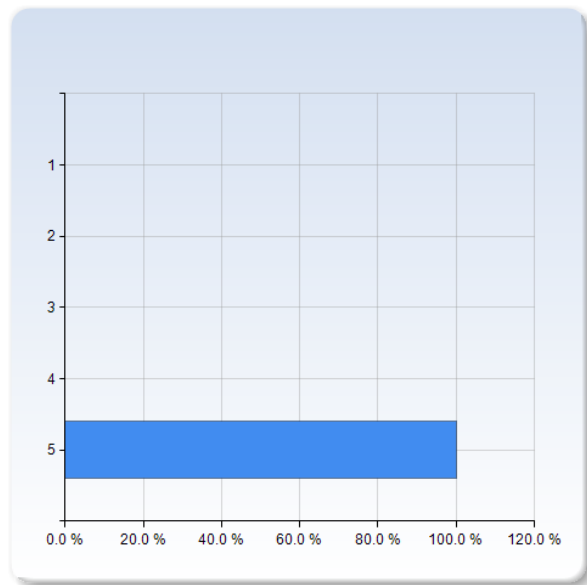
The communication with the teaching staff during the course was good.	Number of Responses
1	0 (0.0%)
2	0 (0.0%)
3	0 (0.0%)
4	0 (0.0%)
5	3 (100.0%)
Total	3 (100.0%)



	Mean	Standard Deviation
The communication with the teaching staff during the course was good.	5.0	0.0

It was clear throughout the course what was expected of me.

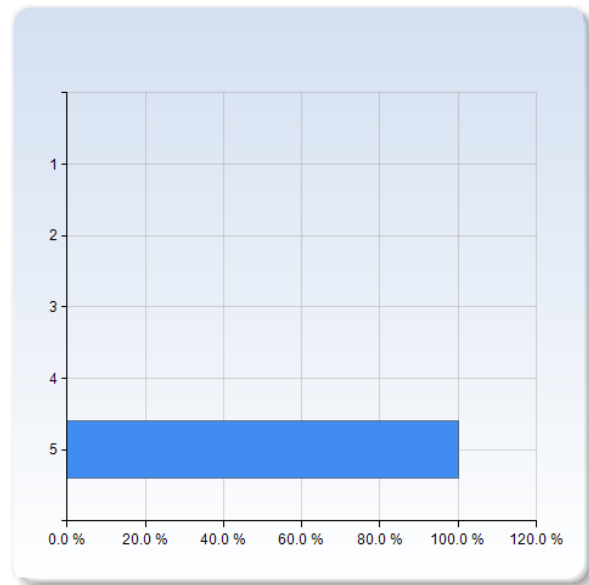
It was clear throughout the course what was expected of me.	Number of Responses
1	0 (0.0%)
2	0 (0.0%)
3	0 (0.0%)
4	0 (0.0%)
5	3 (100.0%)
Total	3 (100.0%)



	Mean	Standard Deviation
It was clear throughout the course what was expected of me.	5.0	0.0

I have received valuable feedback from my teacher/teachers during the course.

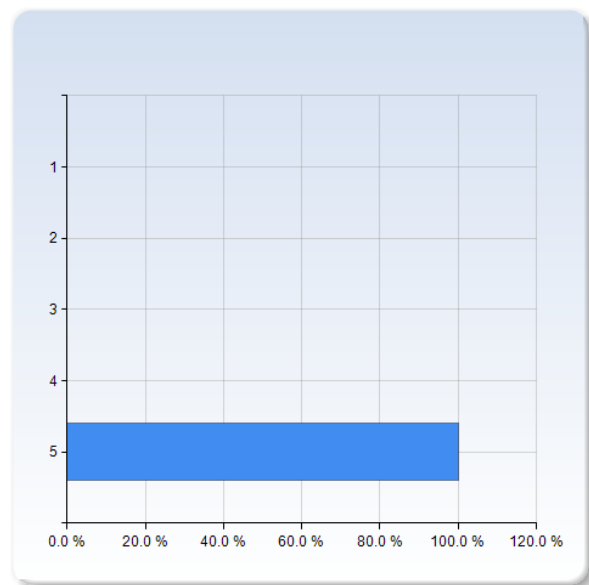
I have received valuable feedback from my teacher /teachers during the course.	Number of Responses
1	0 (0.0%)
2	0 (0.0%)
3	0 (0.0%)
4	0 (0.0%)
5	3 (100.0%)
Total	3 (100.0%)



I have received valuable feedback from my teacher/teachers during the course.	Mean	Standard Deviation
I have received valuable feedback from my teacher/teachers during the course.	5.0	0.0

The course had a reasonable workload.

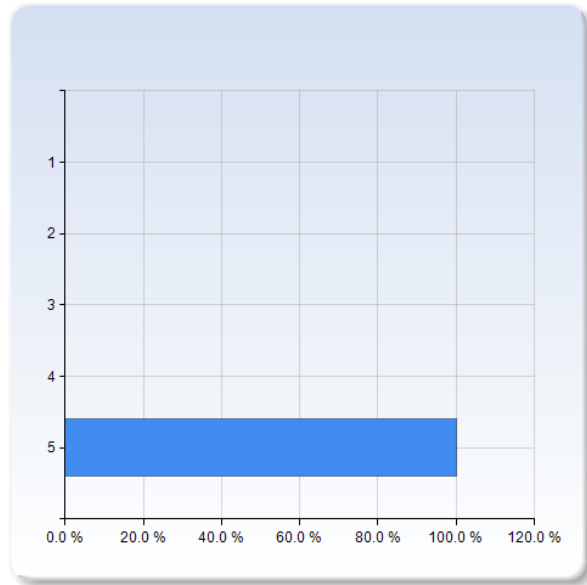
The course had a reasonable workload.	Number of Responses
1	0 (0.0%)
2	0 (0.0%)
3	0 (0.0%)
4	0 (0.0%)
5	3 (100.0%)
Total	3 (100.0%)



The course had a reasonable workload.	Mean	Standard Deviation
The course had a reasonable workload.	5.0	0.0

The workload was evenly distributed throughout the course.

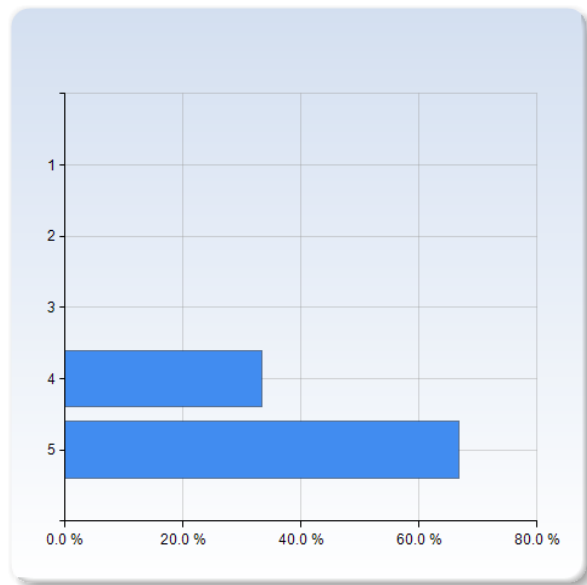
The workload was evenly distributed throughout the course.	Number of Responses
1	0 (0.0%)
2	0 (0.0%)
3	0 (0.0%)
4	0 (0.0%)
5	3 (100.0%)
Total	3 (100.0%)



	Mean	Standard Deviation
The workload was evenly distributed throughout the course.	5.0	0.0

The examination matched the contents and level of the course.

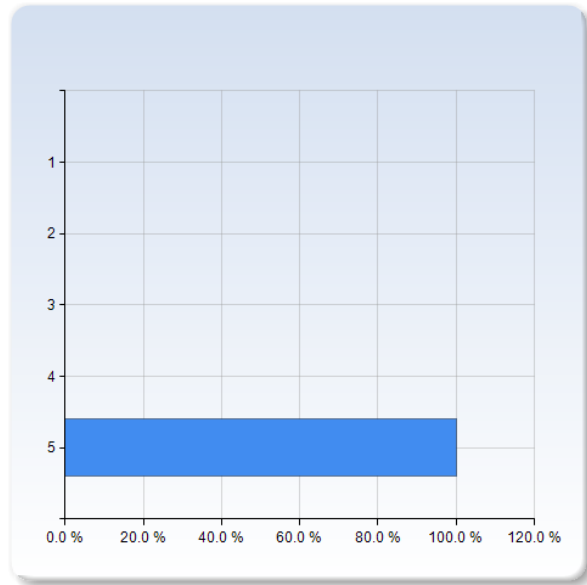
The examination matched the contents and level of the course.	Number of Responses
1	0 (0.0%)
2	0 (0.0%)
3	0 (0.0%)
4	1 (33.3%)
5	2 (66.7%)
Total	3 (100.0%)



	Mean	Standard Deviation
The examination matched the contents and level of the course.	4.7	0.6

Overall, I am satisfied with the course.

Overall, I am satisfied with the course.	Number of Responses
1	0 (0.0%)
2	0 (0.0%)
3	0 (0.0%)
4	0 (0.0%)
5	3 (100.0%)
Total	3 (100.0%)

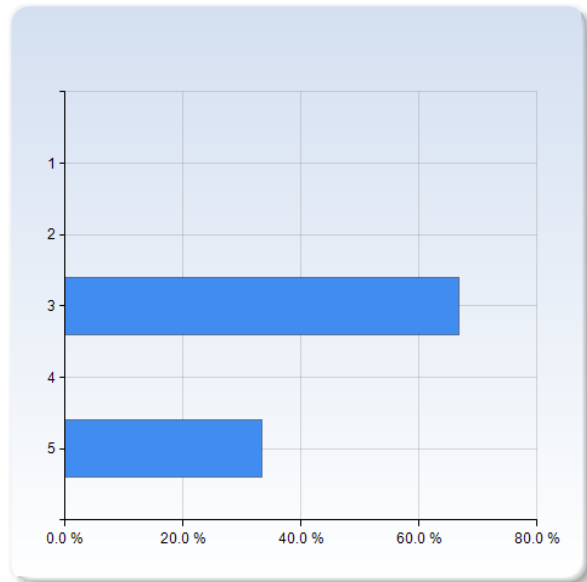


	Mean	Standard Deviation
Overall, I am satisfied with the course.	5.0	0.0

On the development of generic skills

On a scale 1-5 select the option that best matches your opinion: 1= disagree completely → 3= partly agree → 5= agree completely
The course has increased my ability to read a mathematical text.

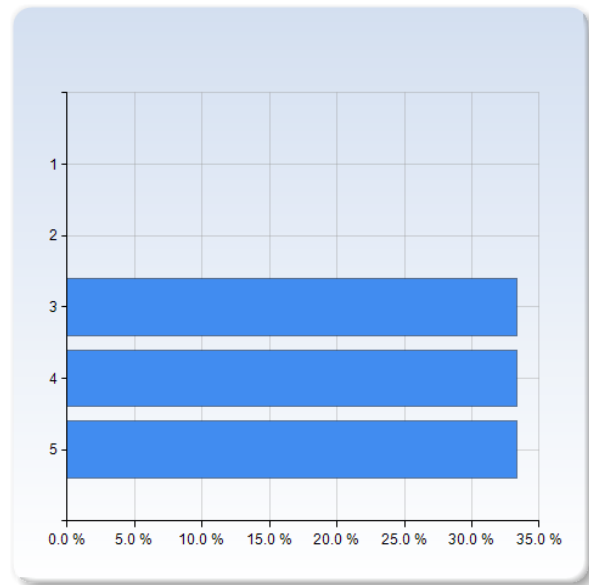
The course has increased my ability to read a mathematical text.	Number of Responses
1	0 (0.0%)
2	0 (0.0%)
3	2 (66.7%)
4	0 (0.0%)
5	1 (33.3%)
Total	3 (100.0%)



	Mean	Standard Deviation
The course has increased my ability to read a mathematical text.	3.7	1.2

The course has increased my ability to communicate the subject in writing.

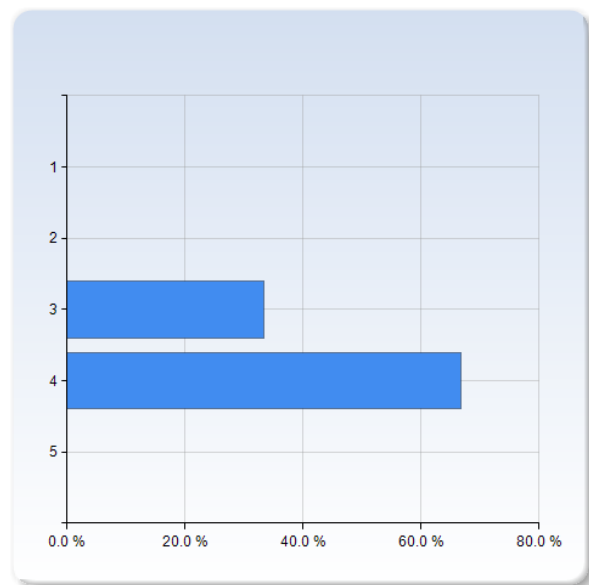
The course has increased my ability to communicate the subject in writing.	Number of Responses
1	0 (0.0%)
2	0 (0.0%)
3	1 (33.3%)
4	1 (33.3%)
5	1 (33.3%)
Total	3 (100.0%)



	Mean	Standard Deviation
The course has increased my ability to communicate the subject in writing.	4.0	1.0

The course has increased my ability to communicate the subject orally.

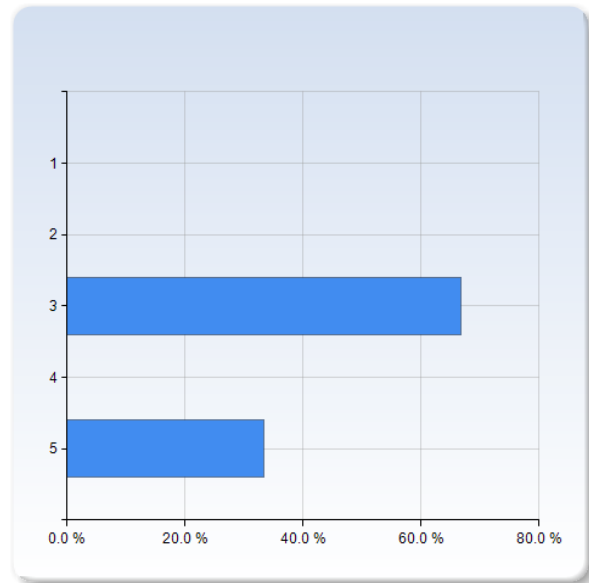
The course has increased my ability to communicate the subject orally.	Number of Responses
1	0 (0.0%)
2	0 (0.0%)
3	1 (33.3%)
4	2 (66.7%)
5	0 (0.0%)
Total	3 (100.0%)



	Mean	Standard Deviation
The course has increased my ability to communicate the subject orally.	3.7	0.6

The course has increased my ability to cooperate.

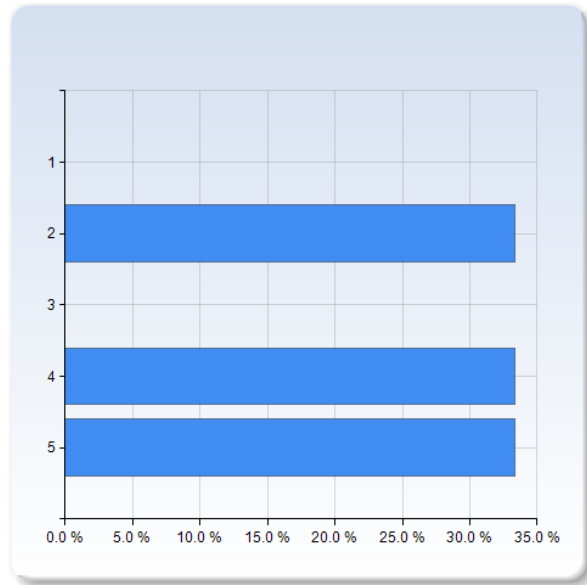
The course has increased my ability to cooperate.	Number of Responses
1	0 (0.0%)
2	0 (0.0%)
3	2 (66.7%)
4	0 (0.0%)
5	1 (33.3%)
Total	3 (100.0%)



	Mean	Standard Deviation
The course has increased my ability to cooperate.	3.7	1.2

The course has increased my ability to search and process information.

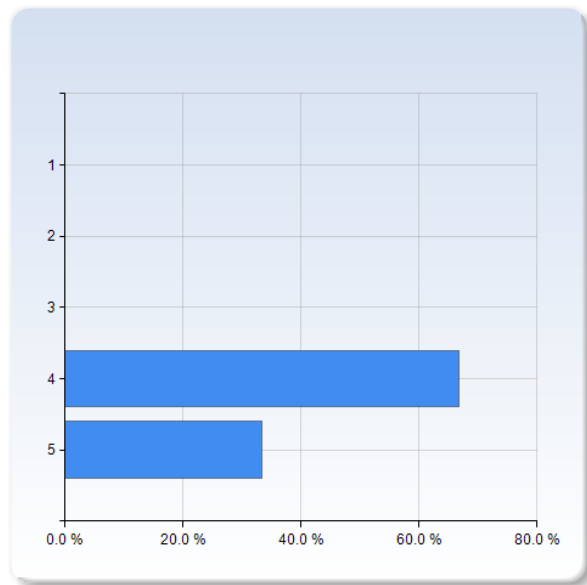
The course has increased my ability to search and process information.	Number of Responses
1	0 (0.0%)
2	1 (33.3%)
3	0 (0.0%)
4	1 (33.3%)
5	1 (33.3%)
Total	3 (100.0%)



The course has increased my ability to search and process information.	Mean	Standard Deviation
	3.7	1.5

The course has increased my ability to analyze and solve problems.

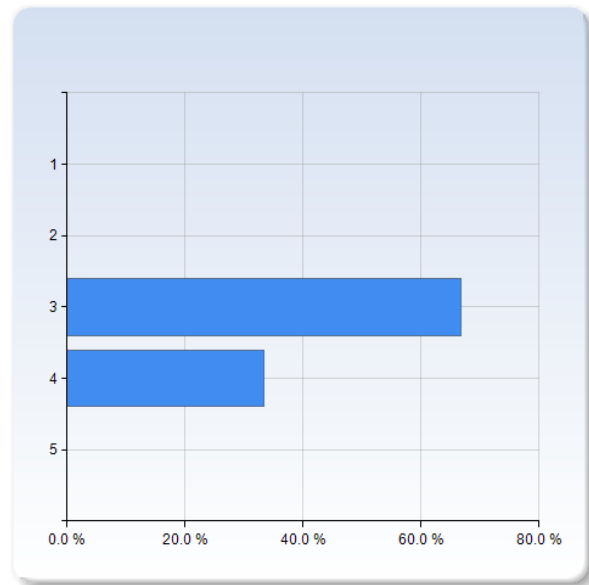
The course has increased my ability to analyze and solve problems.	Number of Responses
1	0 (0.0%)
2	0 (0.0%)
3	0 (0.0%)
4	2 (66.7%)
5	1 (33.3%)
Total	3 (100.0%)



The course has increased my ability to analyze and solve problems.	Mean	Standard Deviation
	4.3	0.6

As a result of this course, I feel confident about tackling unfamiliar problems.

As a result of this course, I feel confident about tackling unfamiliar problems.	Number of Responses
1	0 (0.0%)
2	0 (0.0%)
3	2 (66.7%)
4	1 (33.3%)
5	0 (0.0%)
Total	3 (100.0%)



	Mean	Standard Deviation
As a result of this course, I feel confident about tackling unfamiliar problems.	3.3	0.6

What did you appreciate most with the course?

What did you appreciate most with the course?

Good rigor from the lecturer. Nice with background information on the things as well.

Great teacher

The exercise session, although through Zoom, were really helpful

What do you think should be improved?

What do you think should be improved?

It felt a bit slow, especially at the first part of the course.

My effort

Have you during this course experienced course literature, staff or teaching methods to be discriminatory in any way (gender, ethnicity, etc.)?

Have you during this course experienced course literature, staff or teaching methods to be discriminatory in any way (gender, ethnicity, etc.)?

No

No



LUNDS
UNIVERSITET

Matematikcentrum

Matematik NF

Course Analysis for MATM18 Fourier Analysis, Spring 2020

Lecturer: Odysseas Bakas

Teaching assistants: None

Number of registered students: 19

Examination results

- 8 students participated in the May examination and 2 students in the retake examination in August.
- Out of the 10 students who participated in the examinations of May and August, 5 of them got (V), 4 students got (G), and 1 student did not pass the course (U).

Summary of students answers

The course proceeded smoothly throughout the semester and the students seemed to be satisfied with its contents and the organisation of the online lectures and seminars; this was also reflected on their responses to the course survey. The survey was open for about two weeks between late May and early June and 3 students answered the course evaluation questionnaire.

Teacher's comments and changes from the previous course realisation

Due to the circumstances regarding Covid-19, the lectures and the seminars were conducted via 'Zoom'. During the course, I was preparing beamer presentations that were available on Canvas prior to the lectures and I was answering students' questions during the lectures/seminars by using a writing pad provided by the department.

Suggestions for the next course realisation

One of the students replied to the question 'What do you think should be improved?' that: 'It felt a bit slow, especially at the first part of the course'. Therefore, to avoid possible repetition, a suggestion could be that the teacher of the course becomes aware of the students' background and previous knowledge in the beginning of the course, e.g., via an informal discussion in the first lecture or by asking students to write an e-mail to the teacher in which they could briefly mention their background and their interest in taking

the course. However, a smooth transition to the course contents and a 'slow-paced' start might be preferable for some of the students.

Course leader, date

Odysseas Bakas, 8 September 2020.