

Course summary MATM20 Mathematical modelling, VT 2020

Responsible: Joachim Hein

Other teachers: n/a

Number of students: 8

Results: 1 UK, 2 G, 2 VG.

Evaluation

I. Summary of course assessment

Total number of answers: 3

Short summary of the results: Overall the answering students very satisfied with the course (average score: 5.0 out of 5). They were particularly satisfied with the handling of the required transition to online teaching due to the Covid-19 outbreak (average score: 5.0 out of 5). All aspects of the course received an average score between 4.3 and 5.0 out of 5.

Students commented positively on book used and the systematic approach promoted in the course. They commented that a higher emphasis on exercises would have been desirable.

II. Comments of the teacher

This was the first time I taught the course. I am extremely happy that the course was well received by the students. The transition to online teaching was a particular challenge to everyone involved with the course, which includes the teacher. Compared to traditional classroom teaching the feedback from the student to the lecturer is limited. I can agree with the feedback comment that a higher emphasis on exercises would be desirable. Future runnings of the course should take this into account.

III. Evaluation of changes from earlier occasions of the courses

This was the first time the course was offered after a 6 years break and it was taught by a different lecturer from before. So in many aspects this was almost a new course. Obviously the biggest change was the transition to online teaching, which overall worked well.

IV. Proposal for changes for future occasions of the course

A future running of the course should offer more exercises practice to the students. If the course has to be offered as an online course again, aiming for improved communications between the actors (students and teachers) seems desirable.

2020-06-30 compiled by Joachim Hein

Send the summary to anna-maria.persson@math.lu.se.



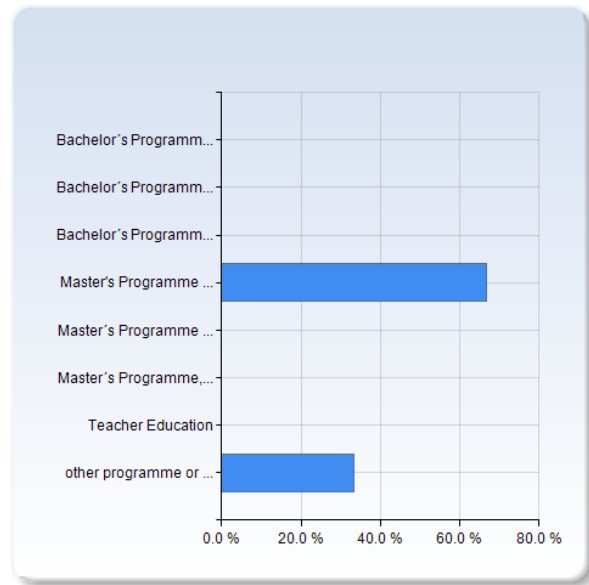
LUND UNIVERSITY

Survey for MATM20 in VT2020

Answer Count: 3

I have studied this course as part of

I have studied this course as part of	Number of Responses
Bachelor's Programme in Mathematics	0 (0.0%)
Bachelor's Programme in Physics, Theoretical Physics, Astronomy	0 (0.0%)
Bachelor's Programme, other specialization	0 (0.0%)
Master's Programme in Mathematics	2 (66.7%)
Master's Programme in Mathematical Statistics	0 (0.0%)
Master's Programme, other specialization	0 (0.0%)
Teacher Education	0 (0.0%)
other programme or as stand alone course	1 (33.3%)
Total	3 (100.0%)



	Mean	Standard Deviation
I have studied this course as part of	5.3	2.3

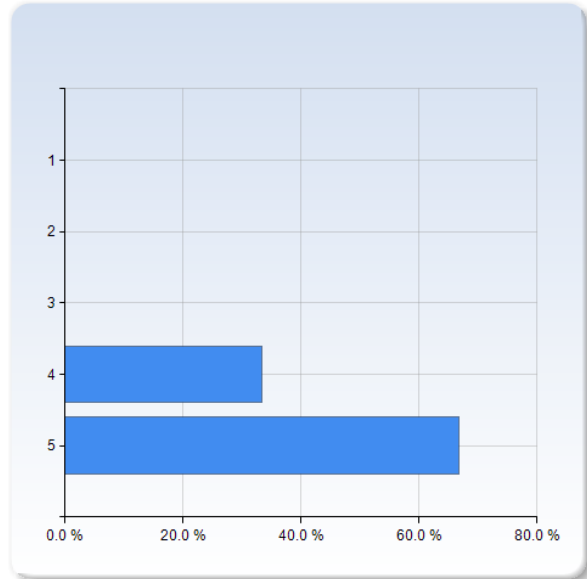


LUND
UNIVERSITY

On the scale 1-5 select the option that best matches your opinion: 1= disagree completely → 3= partly agree → 5= agree completely

2. My prior knowledge has been sufficient to assimilate the contents of this course.

2. My prior knowledge has been sufficient to assimilate the contents of this course.	Number of Responses
1	0 (0.0%)
2	0 (0.0%)
3	0 (0.0%)
4	1 (33.3%)
5	2 (66.7%)
Total	3 (100.0%)



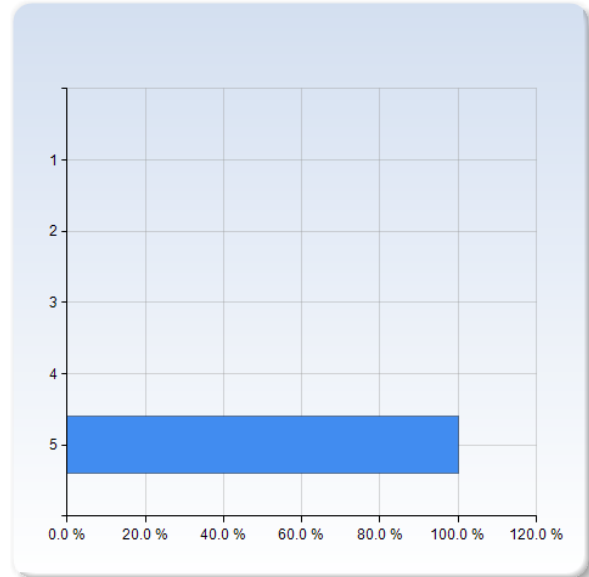
	Mean	Standard Deviation
2. My prior knowledge has been sufficient to assimilate the contents of this course.	4.7	0.6



LUND
UNIVERSITY

3. I have participated actively in the course.

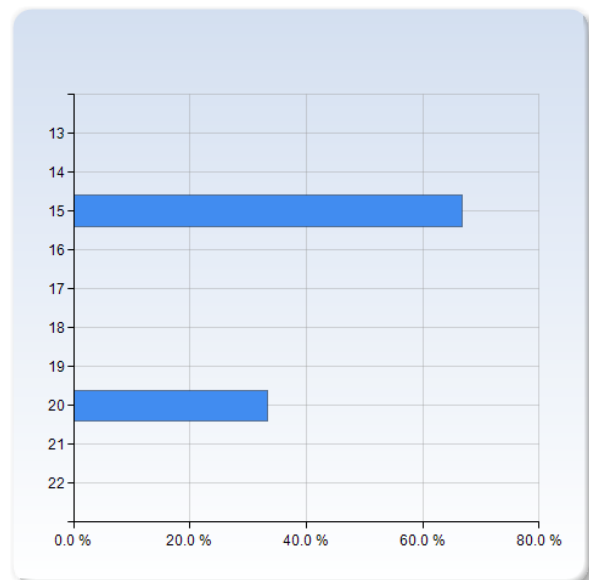
3. I have participated actively in the course.	Number of Responses
1	0 (0.0%)
2	0 (0.0%)
3	0 (0.0%)
4	0 (0.0%)
5	3 (100.0%)
Total	3 (100.0%)



	Mean	Standard Deviation
3. I have participated actively in the course.	5.0	0.0

Average number of hours spent in total on the course per week (including scheduled activities):

Average number of hours spent in total on the course per week (including scheduled activities):	Number of Responses
13	0 (0.0%)
14	0 (0.0%)
15	2 (66.7%)
16	0 (0.0%)
17	0 (0.0%)
18	0 (0.0%)
19	0 (0.0%)
20	1 (33.3%)
21	0 (0.0%)
22	0 (0.0%)
Total	3 (100.0%)





LUND
UNIVERSITY

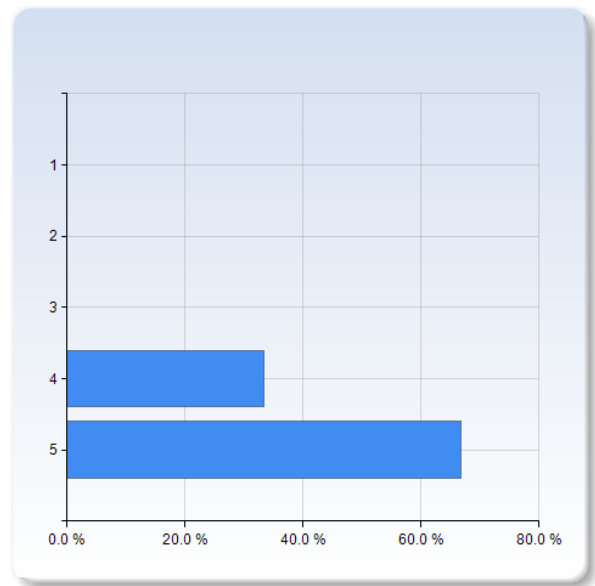
	Mean	Standard Deviation
Average number of hours spent in total on the course per week (including scheduled activities):	16.7	2.9

The course in general

On the scale 1-5 select the option that best matches your opinion: 1= disagree completely → 3= partly agree → 5= agree completely

The way the course was taught and organised suited me.

The way the course was taught and organised suited me.	Number of Responses
1	0 (0.0%)
2	0 (0.0%)
3	0 (0.0%)
4	1 (33.3%)
5	2 (66.7%)
Total	3 (100.0%)



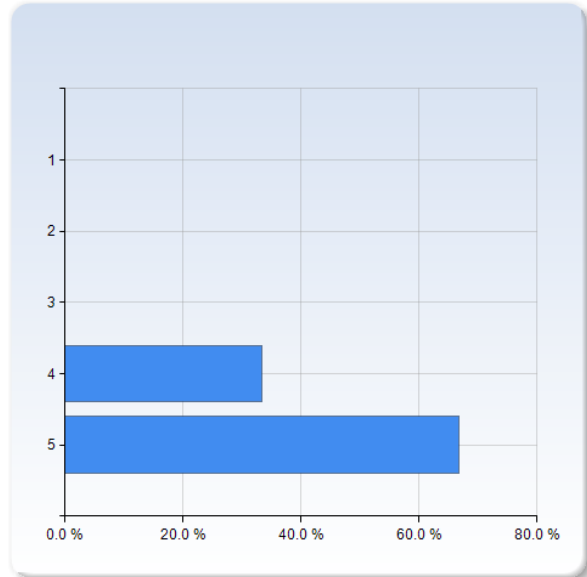
	Mean	Standard Deviation
The way the course was taught and organised suited me.	4.7	0.6



LUND
UNIVERSITY

The number of teacher lead activities (lectures, seminars etc.) has been satisfactory.

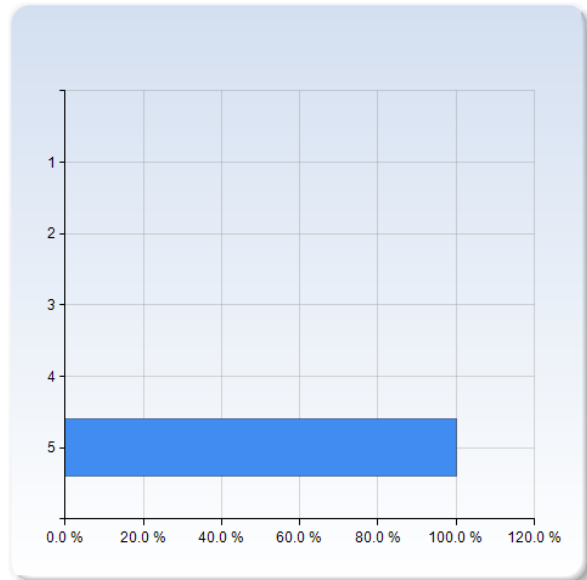
The number of teacher lead activities (lectures, seminars etc.) has been satisfactory.	Number of Responses
1	0 (0.0%)
2	0 (0.0%)
3	0 (0.0%)
4	1 (33.3%)
5	2 (66.7%)
Total	3 (100.0%)



	Mean	Standard Deviation
The number of teacher lead activities (lectures, seminars etc.) has been satisfactory.	4.7	0.6

The lectures were valuable for my learning.

The lectures were valuable for my learning.	Number of Responses
1	0 (0.0%)
2	0 (0.0%)
3	0 (0.0%)
4	0 (0.0%)
5	3 (100.0%)
Total	3 (100.0%)



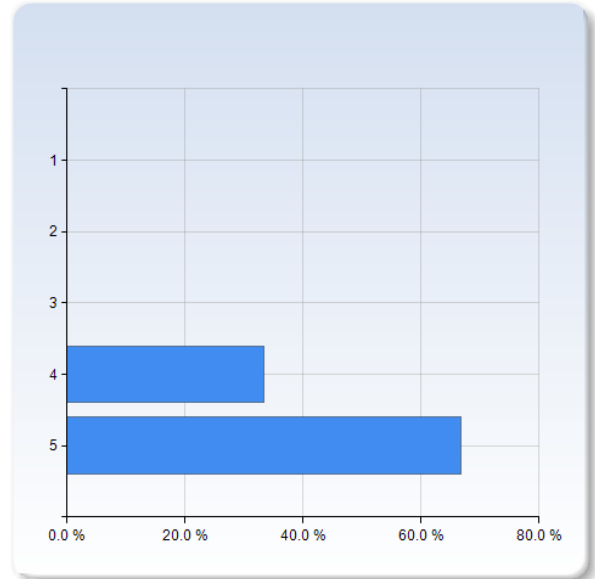


LUND
UNIVERSITY

	Mean	Standard Deviation
The lectures were valuable for my learning.	5.0	0.0

Studying on my own was valuable for my learning.

Studying on my own was valuable for my learning.	Number of Responses
1	0 (0.0%)
2	0 (0.0%)
3	0 (0.0%)
4	1 (33.3%)
5	2 (66.7%)
Total	3 (100.0%)



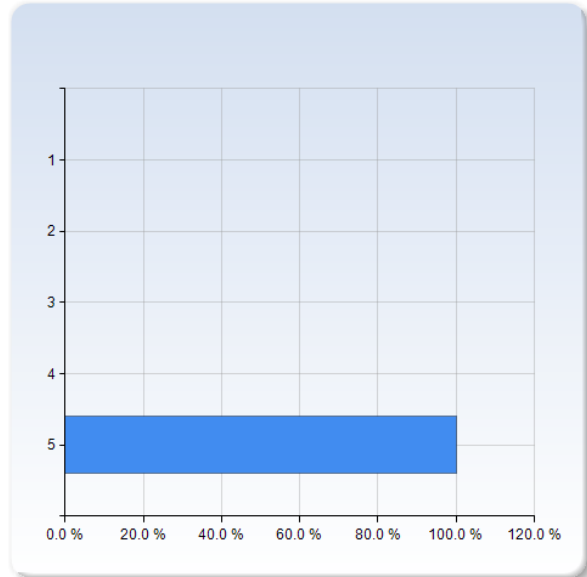
	Mean	Standard Deviation
Studying on my own was valuable for my learning.	4.7	0.6



LUND
UNIVERSITY

The course literature/material was a valuable learning resource.

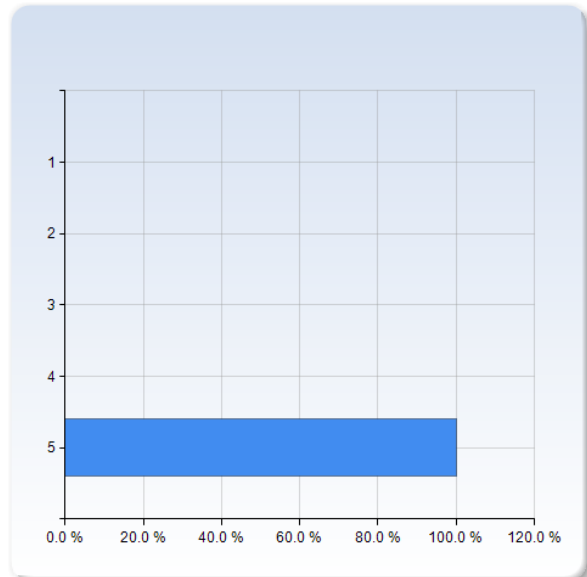
The course literature/material was a valuable learning resource.	Number of Responses
1	0 (0.0%)
2	0 (0.0%)
3	0 (0.0%)
4	0 (0.0%)
5	3 (100.0%)
Total	3 (100.0%)



	Mean	Standard Deviation
The course literature/material was a valuable learning resource.	5.0	0.0

The information I received before the course start was satisfactory.

The information I received before the course start was satisfactory.	Number of Responses
1	0 (0.0%)
2	0 (0.0%)
3	0 (0.0%)
4	0 (0.0%)
5	3 (100.0%)
Total	3 (100.0%)



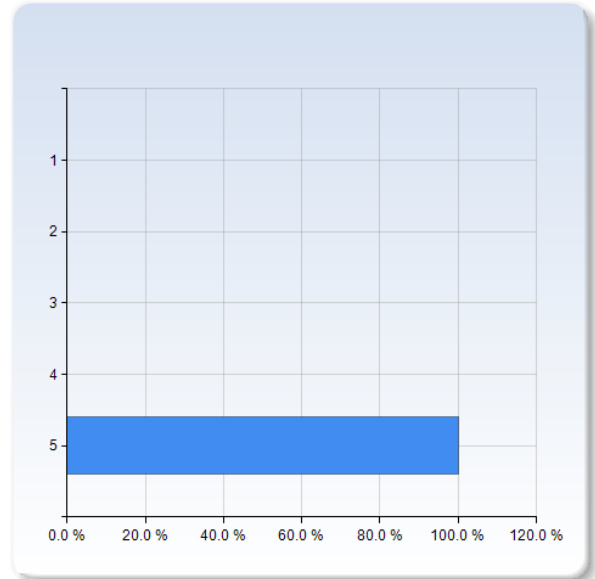


LUND
UNIVERSITY

	Mean	Standard Deviation
The information I received before the course start was satisfactory.	5.0	0.0

The communication with the teaching staff during the course was good.

The communication with the teaching staff during the course was good.	Number of Responses
1	0 (0.0%)
2	0 (0.0%)
3	0 (0.0%)
4	0 (0.0%)
5	3 (100.0%)
Total	3 (100.0%)



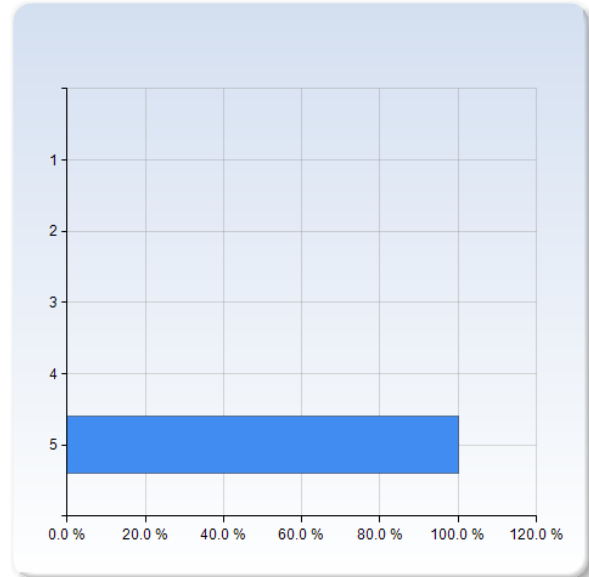
	Mean	Standard Deviation
The communication with the teaching staff during the course was good.	5.0	0.0



LUND
UNIVERSITY

The required transition to online teaching was handled well.

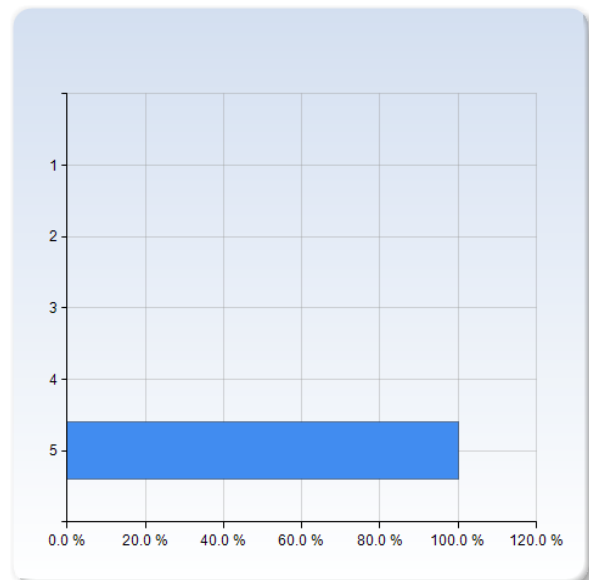
The required transition to online teaching was handled well.	Number of Responses
1	0 (0.0%)
2	0 (0.0%)
3	0 (0.0%)
4	0 (0.0%)
5	3 (100.0%)
Total	3 (100.0%)



	Mean	Standard Deviation
The required transition to online teaching was handled well.	5.0	0.0

It was clear throughout the course what was expected of me.

It was clear throughout the course what was expected of me.	Number of Responses
1	0 (0.0%)
2	0 (0.0%)
3	0 (0.0%)
4	0 (0.0%)
5	3 (100.0%)
Total	3 (100.0%)



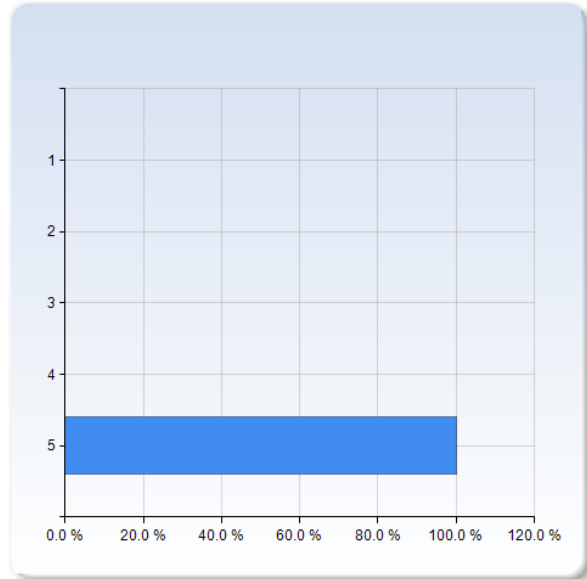


LUND
UNIVERSITY

	Mean	Standard Deviation
It was clear throughout the course what was expected of me.	5.0	0.0

I have received valuable feedback from my teacher/teachers during the course.

I have received valuable feedback from my teacher /teachers during the course.	Number of Responses
1	0 (0.0%)
2	0 (0.0%)
3	0 (0.0%)
4	0 (0.0%)
5	3 (100.0%)
Total	3 (100.0%)



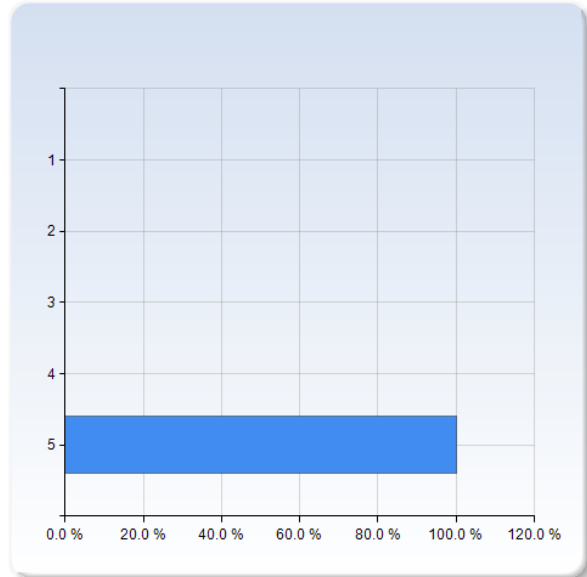
	Mean	Standard Deviation
I have received valuable feedback from my teacher/teachers during the course.	5.0	0.0



LUND
UNIVERSITY

The course had a reasonable workload.

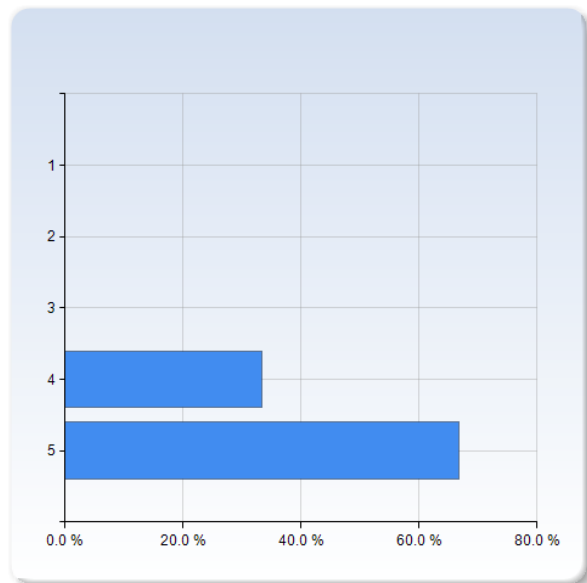
The course had a reasonable workload.	Number of Responses
1	0 (0.0%)
2	0 (0.0%)
3	0 (0.0%)
4	0 (0.0%)
5	3 (100.0%)
Total	3 (100.0%)



The course had a reasonable workload.	Mean	Standard Deviation
	5.0	0.0

The workload was evenly distributed throughout the course.

The workload was evenly distributed throughout the course.	Number of Responses
1	0 (0.0%)
2	0 (0.0%)
3	0 (0.0%)
4	1 (33.3%)
5	2 (66.7%)
Total	3 (100.0%)



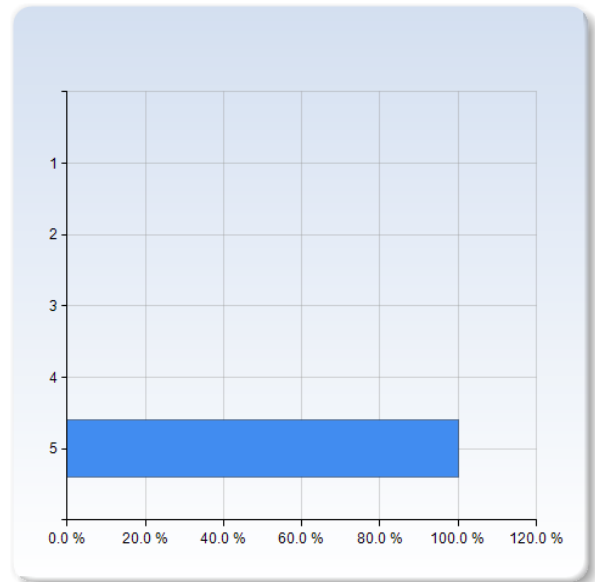


LUND
UNIVERSITY

	Mean	Standard Deviation
The workload was evenly distributed throughout the course.	4.7	0.6

The examination matched the contents and level of the course.

The examination matched the contents and level of the course.	Number of Responses
1	0 (0.0%)
2	0 (0.0%)
3	0 (0.0%)
4	0 (0.0%)
5	3 (100.0%)
Total	3 (100.0%)



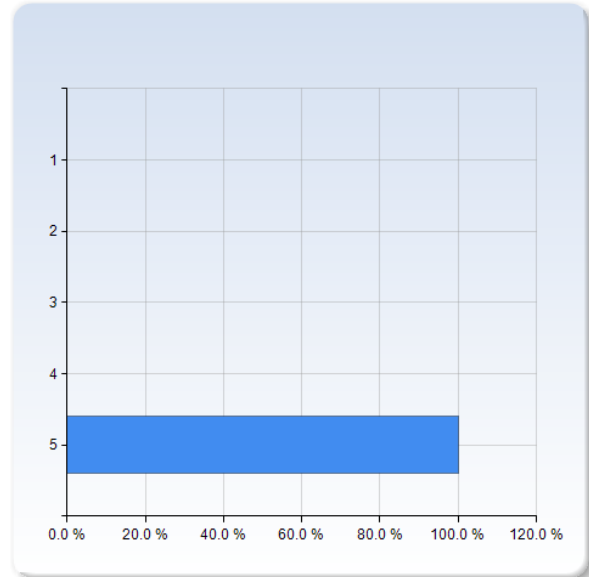
	Mean	Standard Deviation
The examination matched the contents and level of the course.	5.0	0.0



LUND
UNIVERSITY

Overall, I am satisfied with the course.

Overall, I am satisfied with the course.	Number of Responses
1	0 (0.0%)
2	0 (0.0%)
3	0 (0.0%)
4	0 (0.0%)
5	3 (100.0%)
Total	3 (100.0%)



	Mean	Standard Deviation
Overall, I am satisfied with the course.	5.0	0.0

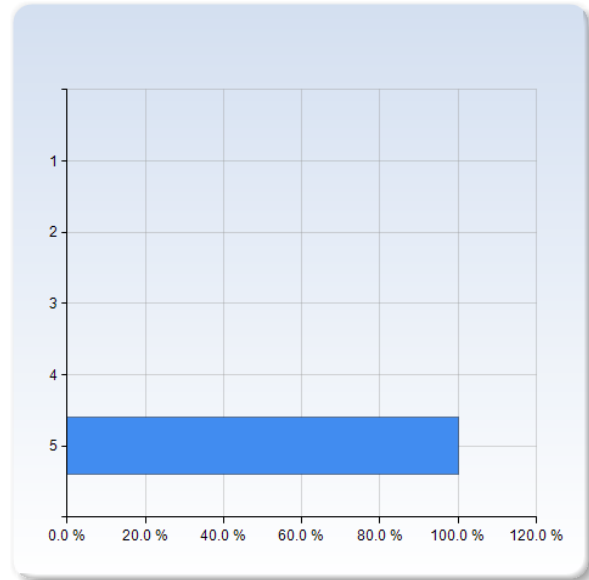


LUND
UNIVERSITY

On the development of generic skills

On a scale 1-5 select the option that best matches your opinion: 1= disagree completely → 3= partly agree → 5= agree completely
The course has increased my ability to read a mathematical text.

The course has increased my ability to read a mathematical text.	Number of Responses
1	0 (0.0%)
2	0 (0.0%)
3	0 (0.0%)
4	0 (0.0%)
5	3 (100.0%)
Total	3 (100.0%)



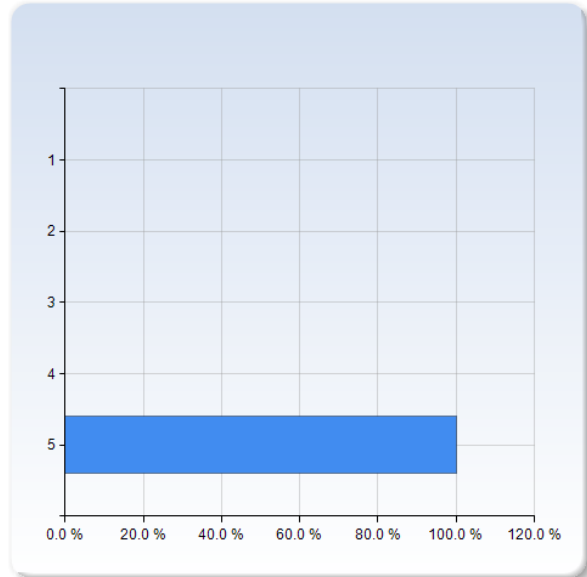
	Mean	Standard Deviation
The course has increased my ability to read a mathematical text.	5.0	0.0



LUND
UNIVERSITY

The course has increased my ability to communicate the subject in writing.

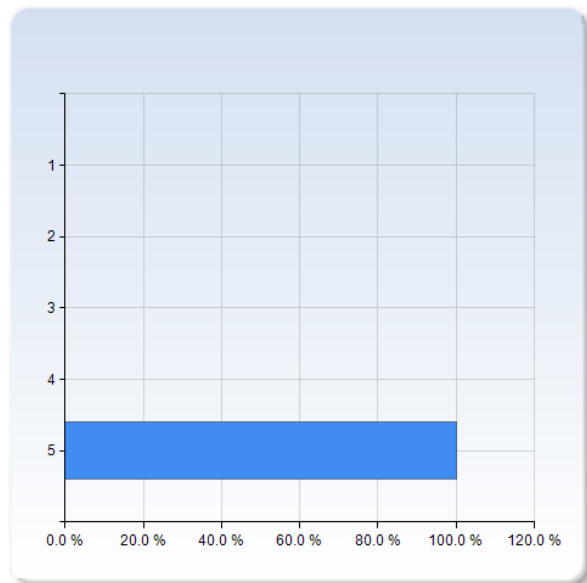
The course has increased my ability to communicate the subject in writing.	Number of Responses
1	0 (0.0%)
2	0 (0.0%)
3	0 (0.0%)
4	0 (0.0%)
5	3 (100.0%)
Total	3 (100.0%)



	Mean	Standard Deviation
The course has increased my ability to communicate the subject in writing.	5.0	0.0

The course has increased my ability to communicate the subject orally.

The course has increased my ability to communicate the subject orally.	Number of Responses
1	0 (0.0%)
2	0 (0.0%)
3	0 (0.0%)
4	0 (0.0%)
5	3 (100.0%)
Total	3 (100.0%)



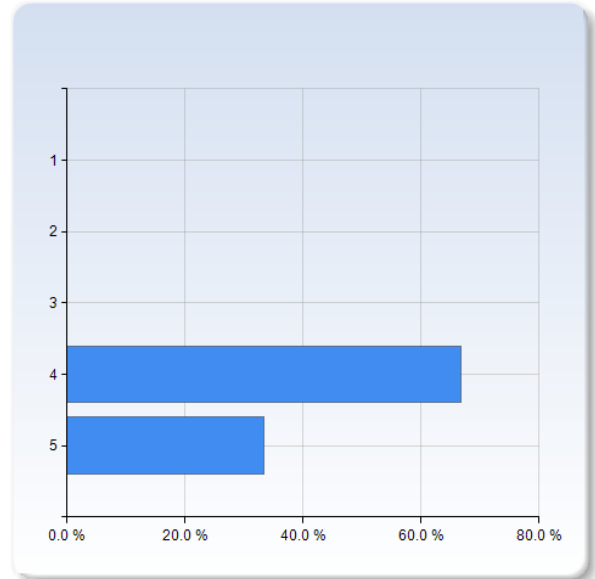


LUND
UNIVERSITY

	Mean	Standard Deviation
The course has increased my ability to communicate the subject orally.	5.0	0.0

The course has increased my ability to cooperate.

The course has increased my ability to cooperate.	Number of Responses
1	0 (0.0%)
2	0 (0.0%)
3	0 (0.0%)
4	2 (66.7%)
5	1 (33.3%)
Total	3 (100.0%)



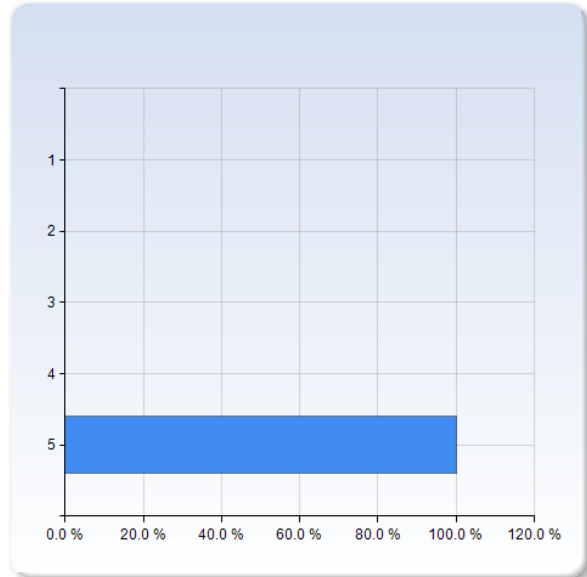
	Mean	Standard Deviation
The course has increased my ability to cooperate.	4.3	0.6



LUND
UNIVERSITY

The course has increased my ability to search and process information.

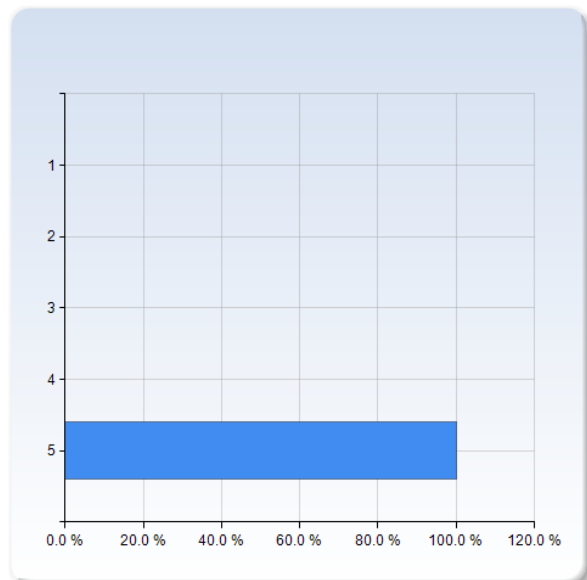
The course has increased my ability to search and process information.	Number of Responses
1	0 (0.0%)
2	0 (0.0%)
3	0 (0.0%)
4	0 (0.0%)
5	3 (100.0%)
Total	3 (100.0%)



	Mean	Standard Deviation
The course has increased my ability to search and process information.	5.0	0.0

The course has increased my ability to analyze and solve problems.

The course has increased my ability to analyze and solve problems.	Number of Responses
1	0 (0.0%)
2	0 (0.0%)
3	0 (0.0%)
4	0 (0.0%)
5	3 (100.0%)
Total	3 (100.0%)



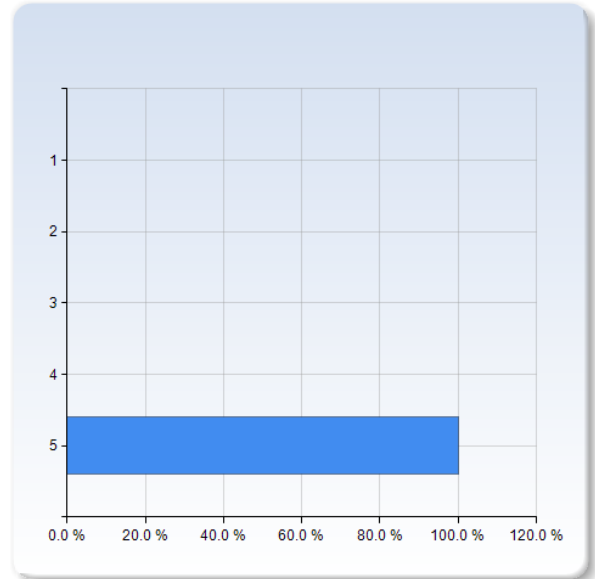


LUND
UNIVERSITY

	Mean	Standard Deviation
The course has increased my ability to analyze and solve problems.	5.0	0.0

As a result of this course, I feel confident about tackling unfamiliar problems.

As a result of this course, I feel confident about tackling unfamiliar problems.	Number of Responses
1	0 (0.0%)
2	0 (0.0%)
3	0 (0.0%)
4	0 (0.0%)
5	3 (100.0%)
Total	3 (100.0%)



	Mean	Standard Deviation
As a result of this course, I feel confident about tackling unfamiliar problems.	5.0	0.0