



LUNDS  
UNIVERSITET

Matematikcentrum

Matematik NF

## Sammanställning för Riemanngeometri, vt 2020

**Kursansvarig:** Sigmundur Gudmundsson

**Övriga lärare:** Inga

**Antal studenter:** 12

**Betyg vid muntlig tentamen:** 7 V, 0 G, 0 U

### Utvärdering

**Sammanfattning av kursvärderingen:** Se Bilaga 1.

#### Lärarnas kommentarer:

Vanliga föreläsningar och seminarier hölls lp 1 men kunde inte fortsätta under lp 2 på grund av koronapandemin. Då ändrades kursen till en läskurs där studenterna arbetade på egen hand med föreläsningsnoterna. Kursledaren hade regelbunden kontakt med deltagarna som löste övningarna på programmet. Lösningarna skickades sedan ut till samtliga registrerade studenter på kursen. Detta gick så bra att läraren inte behövde lösa en enda uppgift.

Trots dem ovanliga omständigheterna gick kursen bra och studenterna verkade vara nöjda.

Fler muntliga tentamina är planerade inom dem närmaste månaderna.

#### Utvärdering av förändringar sedan förra kurstillfället:

Föreläsningsnoterna ligger öppet på internet. Dessa uppdateras efter varje föreläsningstillfälle. Tidigare kursvärderingar har inte föranlett några förändringar.

#### Förslag till förändringar inför nästa kurstillfälle:

Inga

#### Sammanställare och datum för sammanställningen:

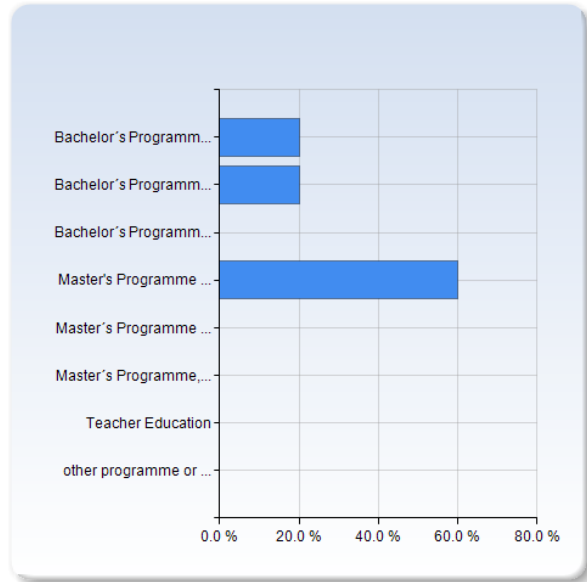
Sigmundur Gudmundsson, 10 september 2020.

## VT-2020-Riemannian-Geometry

Answer Count: 5

### I have studied this course as part of

I have studied this course as part of	Number of Responses
Bachelor's Programme in Mathematics	1 (20.0%)
Bachelor's Programme in Physics, Theoretical Physics, Astronomy	1 (20.0%)
Bachelor's Programme, other specialization	0 (0.0%)
Master's Programme in Mathematics	3 (60.0%)
Master's Programme in Mathematical Statistics	0 (0.0%)
Master's Programme, other specialization	0 (0.0%)
Teacher Education	0 (0.0%)
other programme or as stand alone course	0 (0.0%)
<b>Total</b>	<b>5 (100.0%)</b>

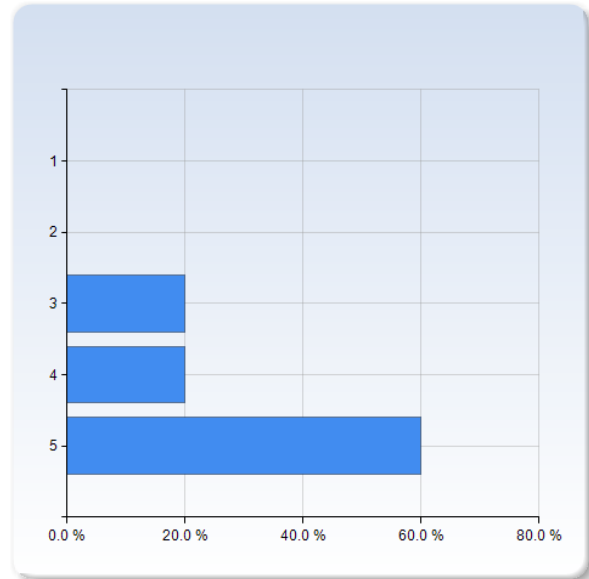


I have studied this course as part of	Mean	Standard Deviation
I have studied this course as part of	3.0	1.4

On the scale 1-5 select the option that best matches your opinion: 1= disagree completely → 3= partly agree → 5= agree completely

**2. My prior knowledge has been sufficient to assimilate the contents of this course.**

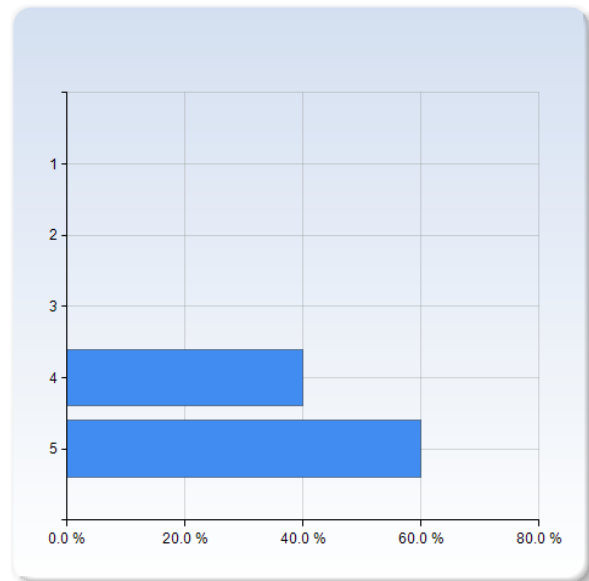
2. My prior knowledge has been sufficient to assimilate the contents of this course.	Number of Responses
1	0 (0.0%)
2	0 (0.0%)
3	1 (20.0%)
4	1 (20.0%)
5	3 (60.0%)
Total	5 (100.0%)



	Mean	Standard Deviation
2. My prior knowledge has been sufficient to assimilate the contents of this course.	4.4	0.9

**3. I have participated actively in the course.**

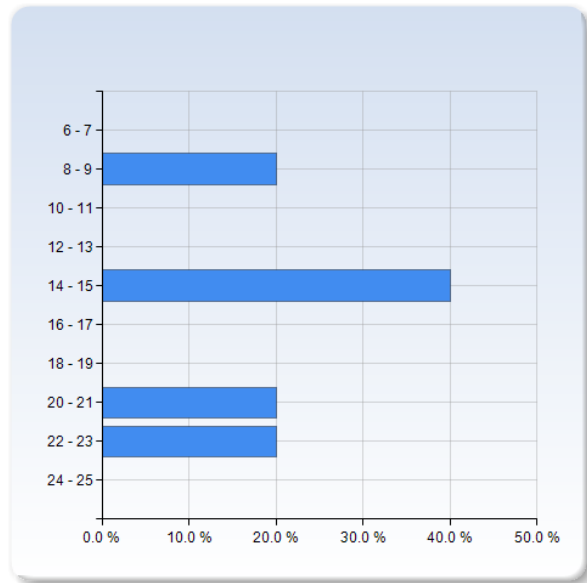
3. I have participated actively in the course.	Number of Responses
1	0 (0.0%)
2	0 (0.0%)
3	0 (0.0%)
4	2 (40.0%)
5	3 (60.0%)
Total	5 (100.0%)



	Mean	Standard Deviation
3. I have participated actively in the course.	4.6	0.5

**Average number of hours spent in total on the course per week (including scheduled activities):**

Average number of hours spent in total on the course per week (including scheduled activities):	Number of Responses
6 - 7	0 (0.0%)
8 - 9	1 (20.0%)
10 - 11	0 (0.0%)
12 - 13	0 (0.0%)
14 - 15	2 (40.0%)
16 - 17	0 (0.0%)
18 - 19	0 (0.0%)
20 - 21	1 (20.0%)
22 - 23	1 (20.0%)
24 - 25	0 (0.0%)
<b>Total</b>	<b>5 (100.0%)</b>



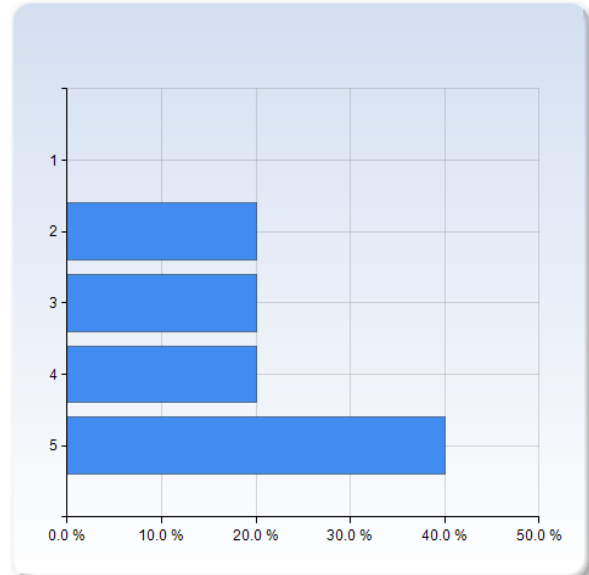
	Mean	Standard Deviation
Average number of hours spent in total on the course per week (including scheduled activities):	16.2	5.7

## The course in general

On the scale 1-5 select the option that best matches your opinion: 1= disagree completely → 3= partly agree → 5= agree completely

The way the course was taught and organised suited me.

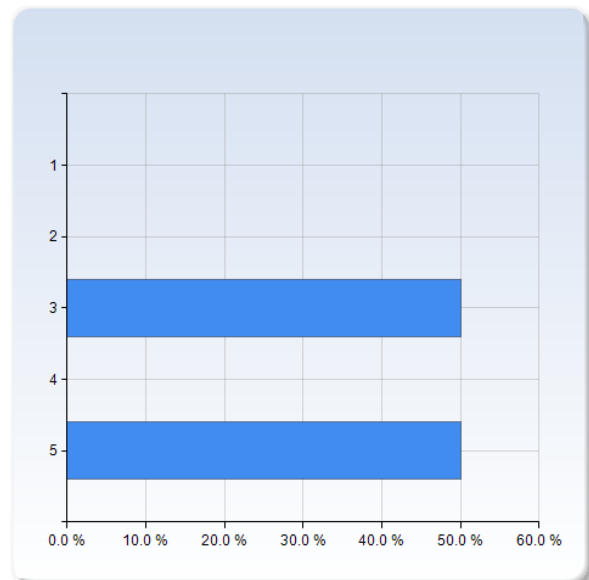
The way the course was taught and organised suited me.	Number of Responses
1	0 (0.0%)
2	1 (20.0%)
3	1 (20.0%)
4	1 (20.0%)
5	2 (40.0%)
Total	5 (100.0%)



	Mean	Standard Deviation
The way the course was taught and organised suited me.	3.8	1.3

The number of teacher lead activities (lectures, seminars etc.) has been satisfactory.

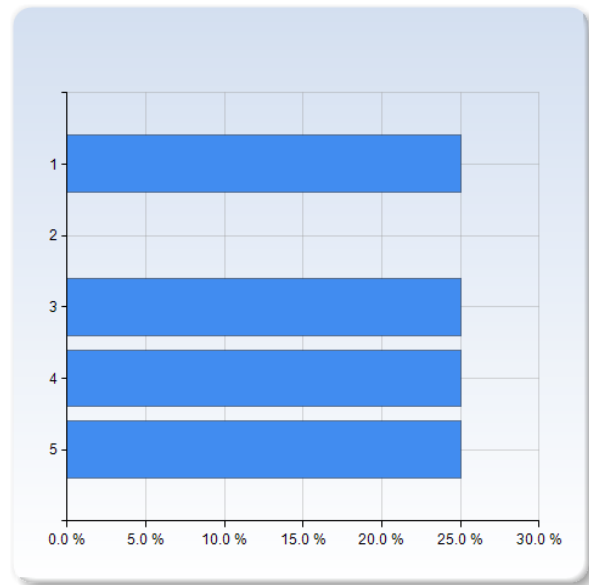
The number of teacher lead activities (lectures, seminars etc.) has been satisfactory.	Number of Responses
1	0 (0.0%)
2	0 (0.0%)
3	2 (50.0%)
4	0 (0.0%)
5	2 (50.0%)
Total	4 (100.0%)



	Mean	Standard Deviation
The number of teacher lead activities (lectures, seminars etc.) has been satisfactory.	4.0	1.2

### The lectures were valuable for my learning.

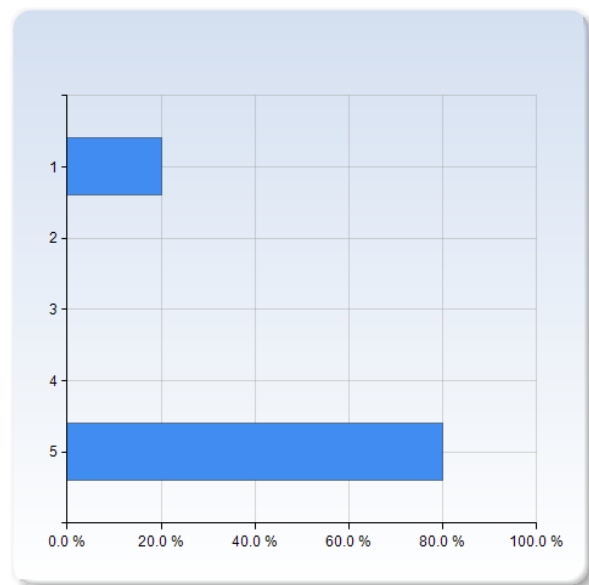
The lectures were valuable for my learning.	Number of Responses
1	1 (25.0%)
2	0 (0.0%)
3	1 (25.0%)
4	1 (25.0%)
5	1 (25.0%)
Total	4 (100.0%)



The lectures were valuable for my learning.	Mean	Standard Deviation
	3.3	1.7

### The seminars were valuable for my learning.

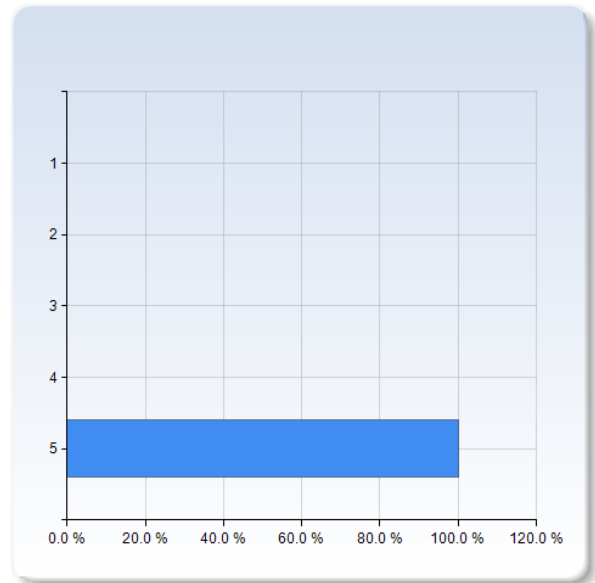
The seminars were valuable for my learning.	Number of Responses
1	1 (20.0%)
2	0 (0.0%)
3	0 (0.0%)
4	0 (0.0%)
5	4 (80.0%)
Total	5 (100.0%)



	Mean	Standard Deviation
The seminars were valuable for my learning.	4.2	1.8

**Studying on my own was valuable for my learning.**

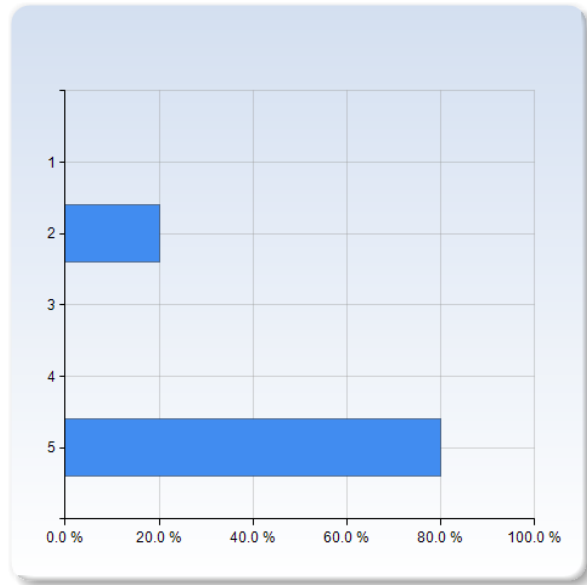
Studying on my own was valuable for my learning.	Number of Responses
1	0 (0.0%)
2	0 (0.0%)
3	0 (0.0%)
4	0 (0.0%)
5	5 (100.0%)
Total	5 (100.0%)



	Mean	Standard Deviation
Studying on my own was valuable for my learning.	5.0	0.0

**The course literature/material was a valuable learning resource.**

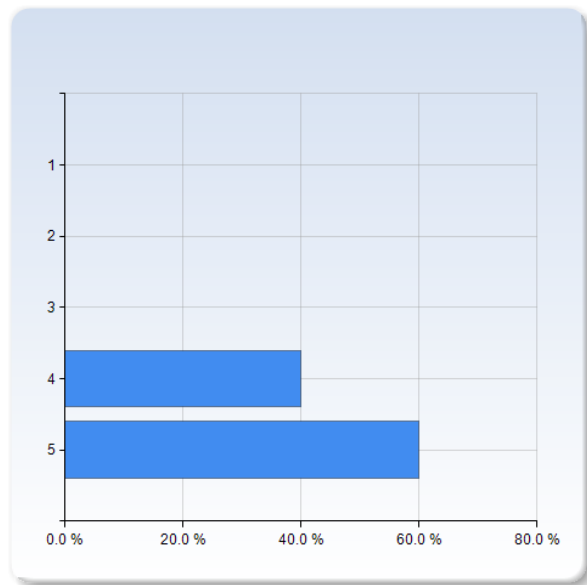
The course literature/material was a valuable learning resource.	Number of Responses
1	0 (0.0%)
2	1 (20.0%)
3	0 (0.0%)
4	0 (0.0%)
5	4 (80.0%)
Total	5 (100.0%)



The course literature/material was a valuable learning resource.	Mean	Standard Deviation
	4.4	1.3

**The information I received before the course start was satisfactory.**

The information I received before the course start was satisfactory.	Number of Responses
1	0 (0.0%)
2	0 (0.0%)
3	0 (0.0%)
4	2 (40.0%)
5	3 (60.0%)
Total	5 (100.0%)

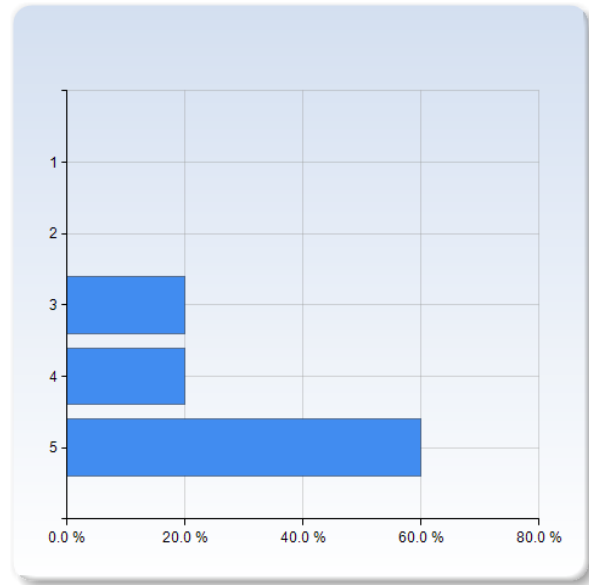


The information I received before the course start was satisfactory.	Mean	Standard Deviation
	4.6	0.5



**The communication with the teaching staff during the course was good.**

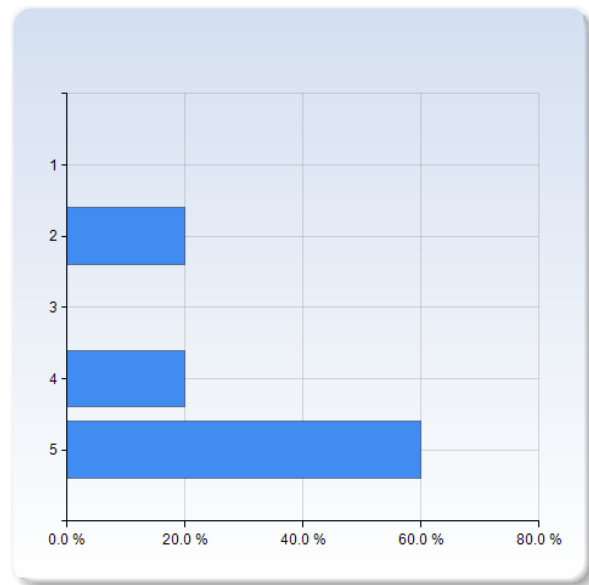
The communication with the teaching staff during the course was good.	Number of Responses
1	0 (0.0%)
2	0 (0.0%)
3	1 (20.0%)
4	1 (20.0%)
5	3 (60.0%)
Total	5 (100.0%)



The communication with the teaching staff during the course was good.	Mean	Standard Deviation
	4.4	0.9

**It was clear throughout the course what was expected of me.**

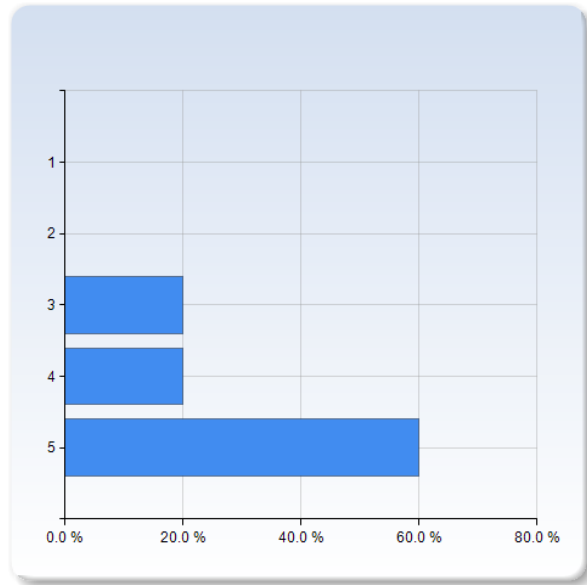
It was clear throughout the course what was expected of me.	Number of Responses
1	0 (0.0%)
2	1 (20.0%)
3	0 (0.0%)
4	1 (20.0%)
5	3 (60.0%)
Total	5 (100.0%)



It was clear throughout the course what was expected of me.	Mean	Standard Deviation
	4.2	1.3

**I have received valuable feedback from my teacher/teachers during the course.**

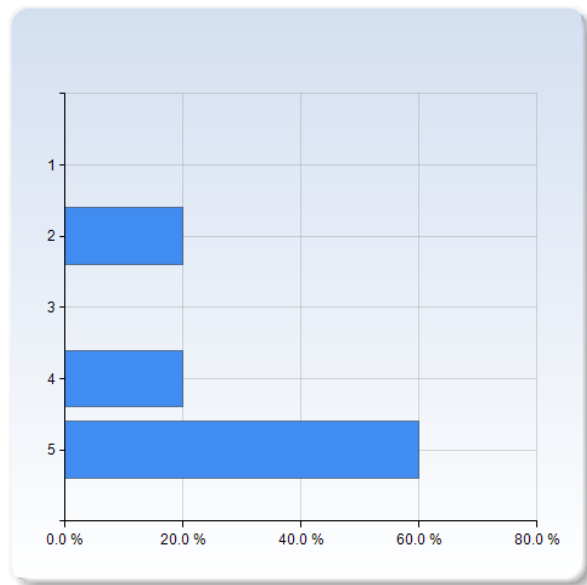
I have received valuable feedback from my teacher /teachers during the course.	Number of Responses
1	0 (0.0%)
2	0 (0.0%)
3	1 (20.0%)
4	1 (20.0%)
5	3 (60.0%)
Total	5 (100.0%)



I have received valuable feedback from my teacher/teachers during the course.	Mean	Standard Deviation
	4.4	0.9

**The course had a reasonable workload.**

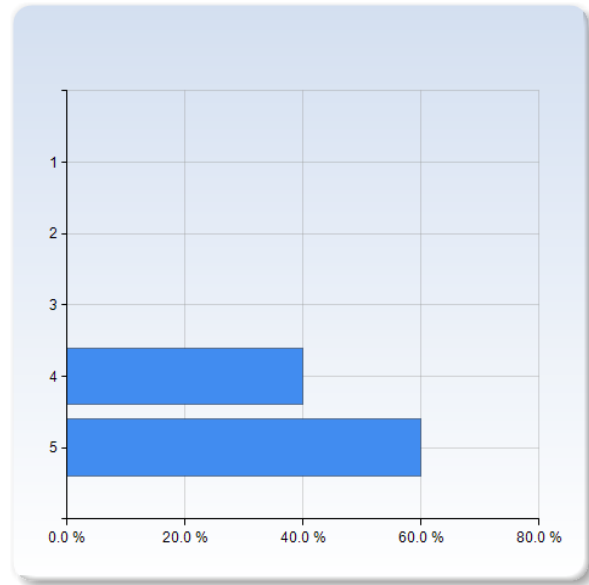
The course had a reasonable workload.	Number of Responses
1	0 (0.0%)
2	1 (20.0%)
3	0 (0.0%)
4	1 (20.0%)
5	3 (60.0%)
Total	5 (100.0%)



The course had a reasonable workload.	Mean	Standard Deviation
	4.2	1.3

**The workload was evenly distributed throughout the course.**

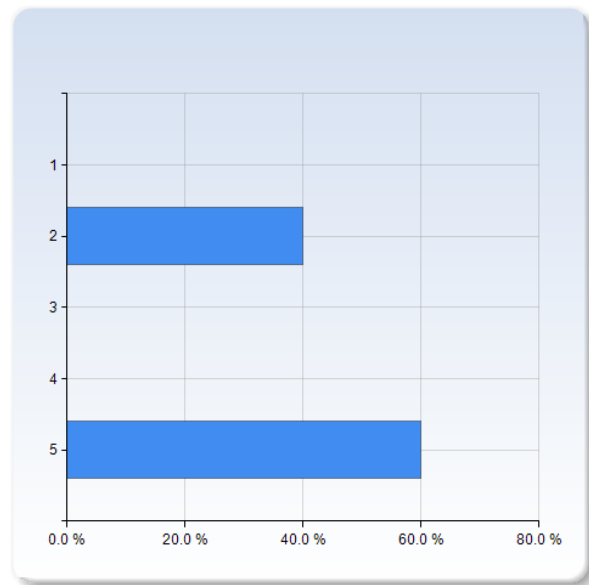
The workload was evenly distributed throughout the course.	Number of Responses
1	0 (0.0%)
2	0 (0.0%)
3	0 (0.0%)
4	2 (40.0%)
5	3 (60.0%)
Total	5 (100.0%)



	Mean	Standard Deviation
The workload was evenly distributed throughout the course.	4.6	0.5

**The examination matched the contents and level of the course.**

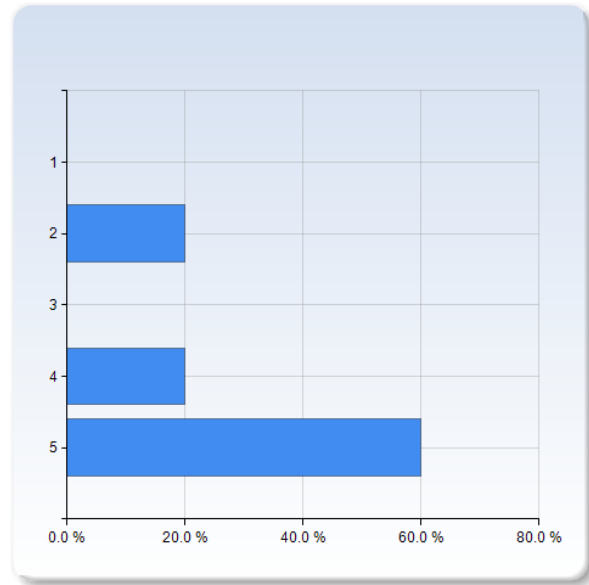
The examination matched the contents and level of the course.	Number of Responses
1	0 (0.0%)
2	2 (40.0%)
3	0 (0.0%)
4	0 (0.0%)
5	3 (60.0%)
Total	5 (100.0%)



	Mean	Standard Deviation
The examination matched the contents and level of the course.	3.8	1.6

**Overall, I am satisfied with the course.**

Overall, I am satisfied with the course.	Number of Responses
1	0 (0.0%)
2	1 (20.0%)
3	0 (0.0%)
4	1 (20.0%)
5	3 (60.0%)
Total	5 (100.0%)

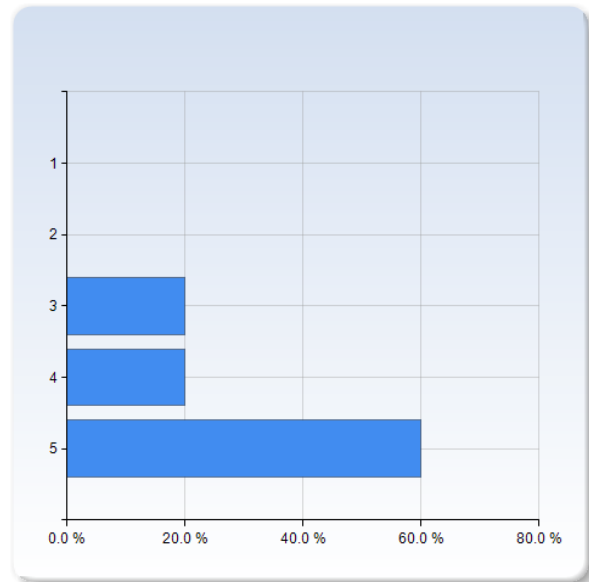


	Mean	Standard Deviation
Overall, I am satisfied with the course.	4.2	1.3

**On the development of generic skills**

**On a scale 1-5 select the option that best matches your opinion: 1= disagree completely → 3= partly agree → 5= agree completely**  
**The course has increased my ability to read a mathematical text.**

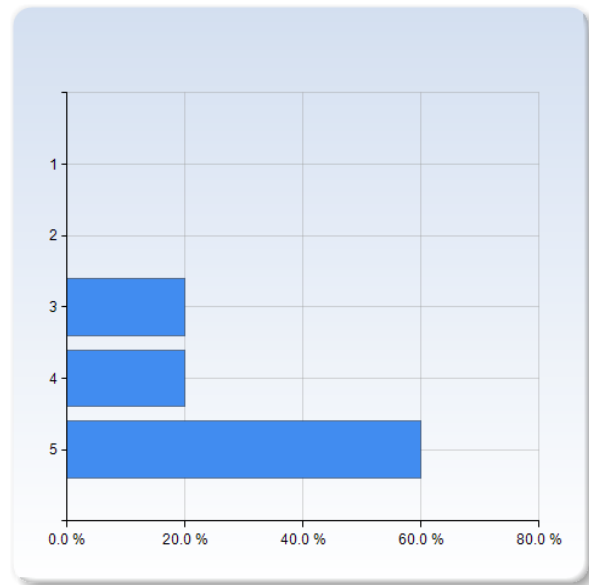
The course has increased my ability to read a mathematical text.	Number of Responses
1	0 (0.0%)
2	0 (0.0%)
3	1 (20.0%)
4	1 (20.0%)
5	3 (60.0%)
Total	5 (100.0%)



	Mean	Standard Deviation
The course has increased my ability to read a mathematical text.	4.4	0.9

### The course has increased my ability to communicate the subject in writing.

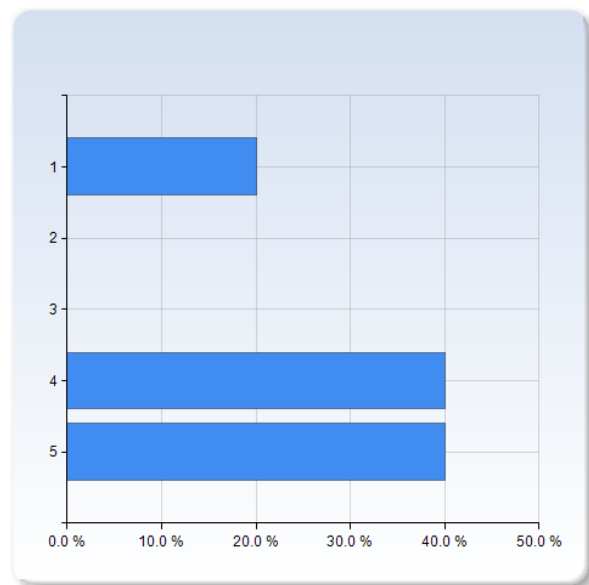
The course has increased my ability to communicate the subject in writing.	Number of Responses
1	0 (0.0%)
2	0 (0.0%)
3	1 (20.0%)
4	1 (20.0%)
5	3 (60.0%)
Total	5 (100.0%)



	Mean	Standard Deviation
The course has increased my ability to communicate the subject in writing.	4.4	0.9

### The course has increased my ability to communicate the subject orally.

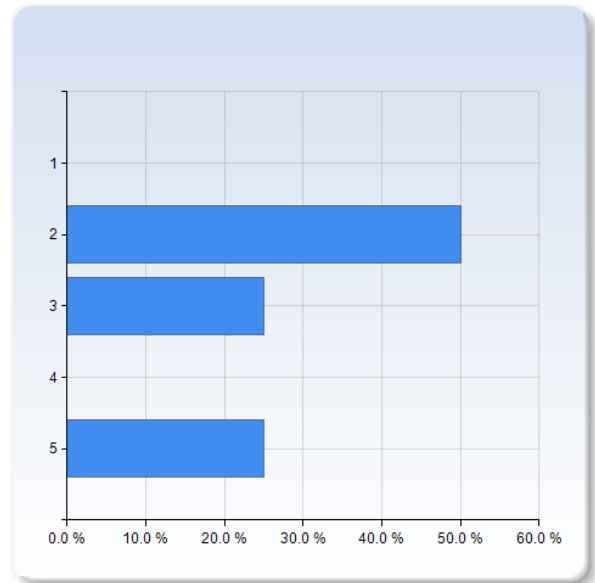
The course has increased my ability to communicate the subject orally.	Number of Responses
1	1 (20.0%)
2	0 (0.0%)
3	0 (0.0%)
4	2 (40.0%)
5	2 (40.0%)
Total	5 (100.0%)



	Mean	Standard Deviation
The course has increased my ability to communicate the subject orally.	3.8	1.6

### The course has increased my ability to cooperate.

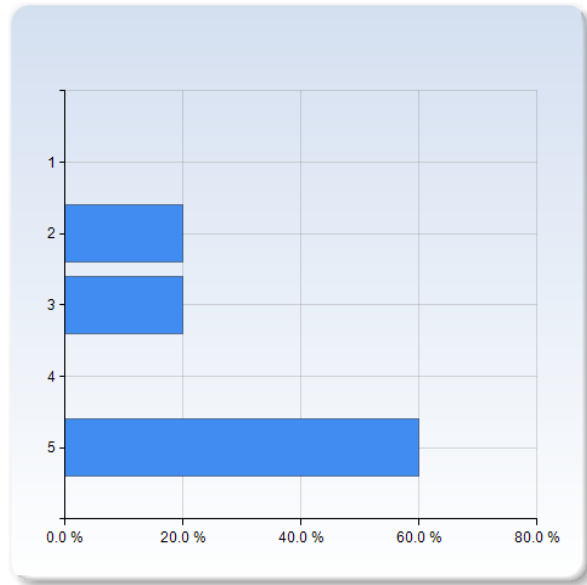
The course has increased my ability to cooperate.	Number of Responses
1	0 (0.0%)
2	2 (50.0%)
3	1 (25.0%)
4	0 (0.0%)
5	1 (25.0%)
Total	4 (100.0%)



	Mean	Standard Deviation
The course has increased my ability to cooperate.	3.0	1.4

**The course has increased my ability to search and process information.**

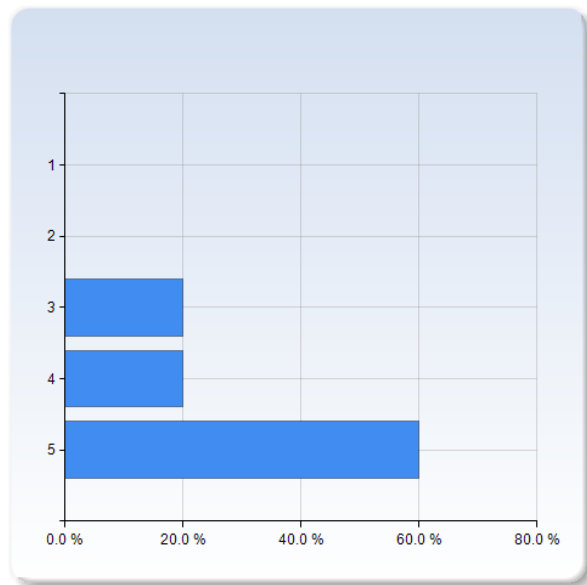
The course has increased my ability to search and process information.	Number of Responses
1	0 (0.0%)
2	1 (20.0%)
3	1 (20.0%)
4	0 (0.0%)
5	3 (60.0%)
Total	5 (100.0%)



The course has increased my ability to search and process information.	Mean	Standard Deviation
	4.0	1.4

**The course has increased my ability to analyze and solve problems.**

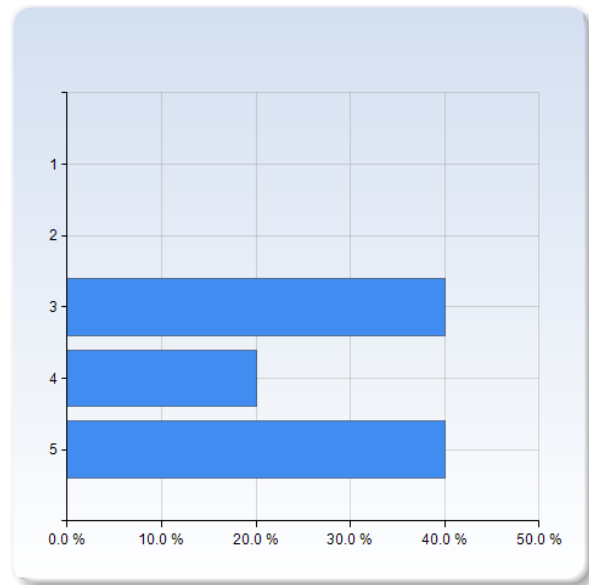
The course has increased my ability to analyze and solve problems.	Number of Responses
1	0 (0.0%)
2	0 (0.0%)
3	1 (20.0%)
4	1 (20.0%)
5	3 (60.0%)
Total	5 (100.0%)



The course has increased my ability to analyze and solve problems.	Mean	Standard Deviation
	4.4	0.9

**As a result of this course, I feel confident about tackling unfamiliar problems.**

As a result of this course, I feel confident about tackling unfamiliar problems.	Number of Responses
1	0 (0.0%)
2	0 (0.0%)
3	2 (40.0%)
4	1 (20.0%)
5	2 (40.0%)
Total	5 (100.0%)



	Mean	Standard Deviation
As a result of this course, I feel confident about tackling unfamiliar problems.	4.0	1.0