

Kurssammanställning NUMN30 "Iterativ lösning av storskaliga system i beräkningsteknik" vt 2020

Course responsible: Philipp Birken

Other teachers: -

Number of students: 4 registered students on NUMN30, 6 on FMNN30

Grades: 0 UK, 2 G, 1 VG (5 completed on FMNN30).

Evaluation

I. Summary of Course Evaluation

Total number of answers: 1

Short summary of the result: Given that there was only one response, not much can be drawn from it. This student was however extremely satisfied with the course, giving a 5 on almost all questions, even on the ones regarding the online learning. This course was moved online on short notice, due to the COVID-19 epidemic. Lectures and orals were online. At the beginning, students were asked to provide a superbrief presentation of themselves to the other students, to improve the overall atmosphere.

II. Evaluation of changes since last time the course was given

Given the situation of moving the course online on short notice, I am very happy with the outcome.

III. Proposed changes to the next time the course is given

We will try to obtain videos this time that can be used in future courses. The next time the course will be given, the pandemic will be over, however, leading to a change in teaching style again.

2021-03-05, compiled by Philipp Birken

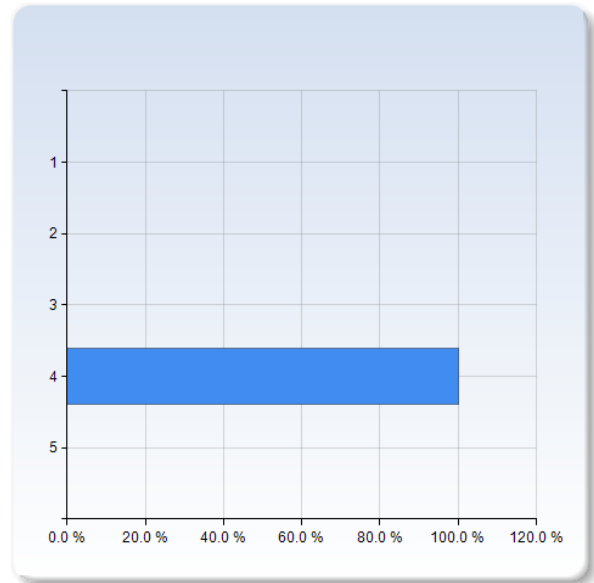
Kopia av Iterative Solver 2020

Answer Count: 1

On the scale 1-5 select the option that best matches your opinion: 1= disagree completely → 3= partly agree → 5= agree completely

2. My prior knowledge has been sufficient to assimilate the contents of this course.

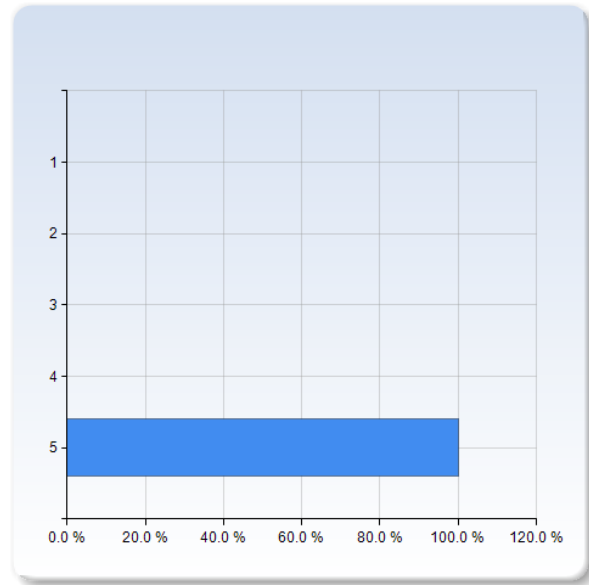
| 2. My prior knowledge has been sufficient to assimilate the contents of this course. | Number of Responses |
|--|---------------------|
| 1 | 0 (0.0%) |
| 2 | 0 (0.0%) |
| 3 | 0 (0.0%) |
| 4 | 1 (100.0%) |
| 5 | 0 (0.0%) |
| Total | 1 (100.0%) |



| | Mean | Standard Deviation |
|--|------|--------------------|
| 2. My prior knowledge has been sufficient to assimilate the contents of this course. | 4.0 | 0.0 |

3. I have participated actively in the course.

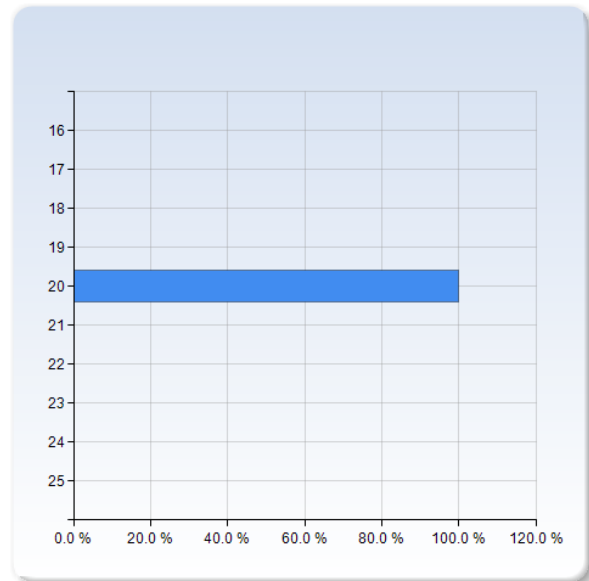
| 3. I have participated actively in the course. | Number of Responses |
|--|---------------------|
| 1 | 0 (0.0%) |
| 2 | 0 (0.0%) |
| 3 | 0 (0.0%) |
| 4 | 0 (0.0%) |
| 5 | 1 (100.0%) |
| Total | 1 (100.0%) |



| 3. I have participated actively in the course. | Mean | Standard Deviation |
|--|------|--------------------|
| | 5.0 | 0.0 |

Average number of hours spent in total on the course per week (including scheduled activities):

| Average number of hours spent in total on the course per week (including scheduled activities): | Number of Responses |
|---|---------------------|
| 16 | 0 (0.0%) |
| 17 | 0 (0.0%) |
| 18 | 0 (0.0%) |
| 19 | 0 (0.0%) |
| 20 | 1 (100.0%) |
| 21 | 0 (0.0%) |
| 22 | 0 (0.0%) |
| 23 | 0 (0.0%) |
| 24 | 0 (0.0%) |
| 25 | 0 (0.0%) |
| Total | 1 (100.0%) |



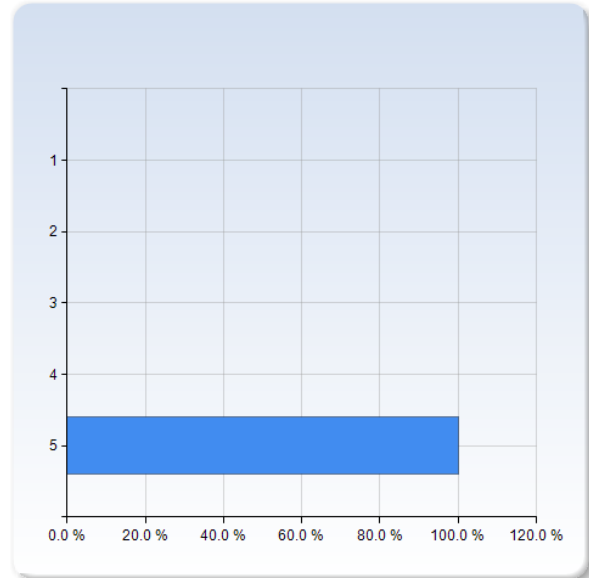
| Average number of hours spent in total on the course per week (including scheduled activities): | Mean | Standard Deviation |
|---|------|--------------------|
| | 20.0 | 0.0 |

The course in general

On the scale 1-5 select the option that best matches your opinion: 1= disagree completely → 3= partly agree → 5= agree completely

The way the course was taught and organised suited me.

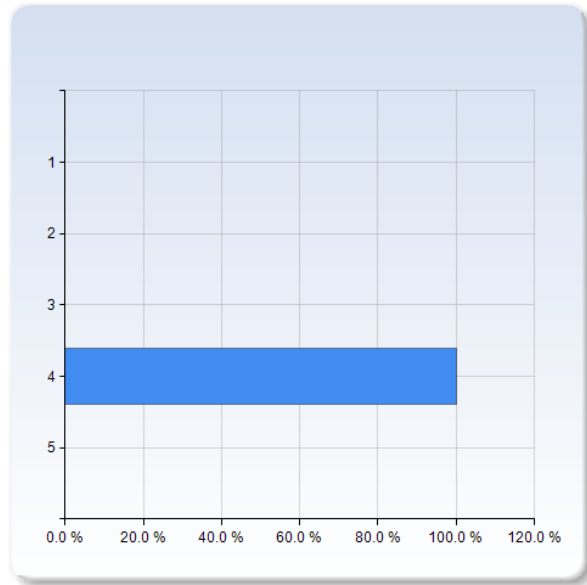
| The way the course was taught and organised suited me. | Number of Responses |
|--|---------------------|
| 1 | 0 (0.0%) |
| 2 | 0 (0.0%) |
| 3 | 0 (0.0%) |
| 4 | 0 (0.0%) |
| 5 | 1 (100.0%) |
| Total | 1 (100.0%) |



| | Mean | Standard Deviation |
|--|------|--------------------|
| The way the course was taught and organised suited me. | 5.0 | 0.0 |

The number of teacher lead activities (lectures, seminars etc.) has been satisfactory.

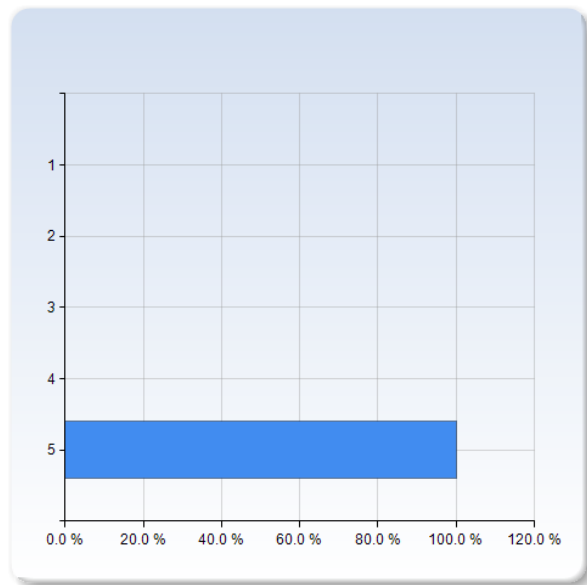
| The number of teacher lead activities (lectures, seminars etc.) has been satisfactory. | Number of Responses |
|--|---------------------|
| 1 | 0 (0.0%) |
| 2 | 0 (0.0%) |
| 3 | 0 (0.0%) |
| 4 | 1 (100.0%) |
| 5 | 0 (0.0%) |
| Total | 1 (100.0%) |



| | Mean | Standard Deviation |
|--|------|--------------------|
| The number of teacher lead activities (lectures, seminars etc.) has been satisfactory. | 4.0 | 0.0 |

The lectures were valuable for my learning.

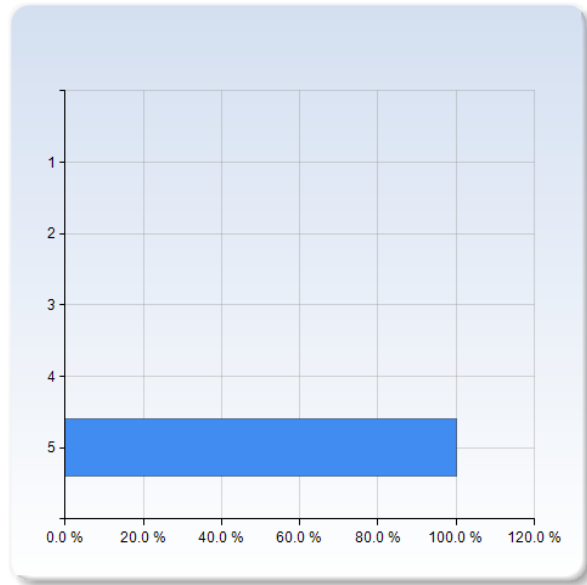
| The lectures were valuable for my learning. | Number of Responses |
|---|---------------------|
| 1 | 0 (0.0%) |
| 2 | 0 (0.0%) |
| 3 | 0 (0.0%) |
| 4 | 0 (0.0%) |
| 5 | 1 (100.0%) |
| Total | 1 (100.0%) |



| | Mean | Standard Deviation |
|---|------|--------------------|
| The lectures were valuable for my learning. | 5.0 | 0.0 |

The assignments were valuable for my learning.

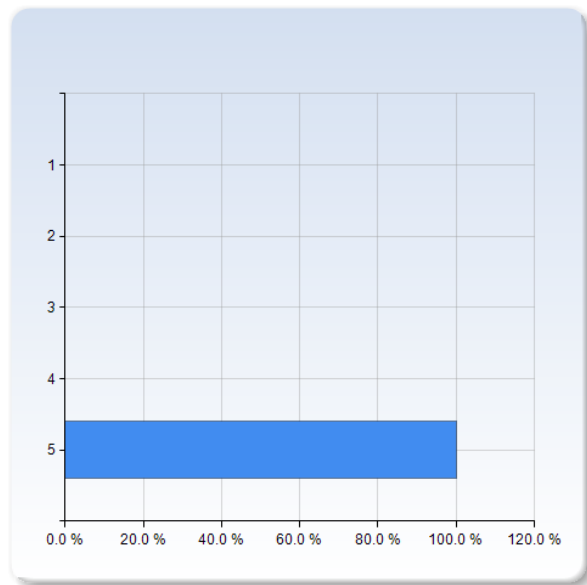
| The assignments were valuable for my learning. | Number of Responses |
|--|---------------------|
| 1 | 0 (0.0%) |
| 2 | 0 (0.0%) |
| 3 | 0 (0.0%) |
| 4 | 0 (0.0%) |
| 5 | 1 (100.0%) |
| Total | 1 (100.0%) |



| | Mean | Standard Deviation |
|--|------|--------------------|
| The assignments were valuable for my learning. | 5.0 | 0.0 |

Studying on my own was valuable for my learning.

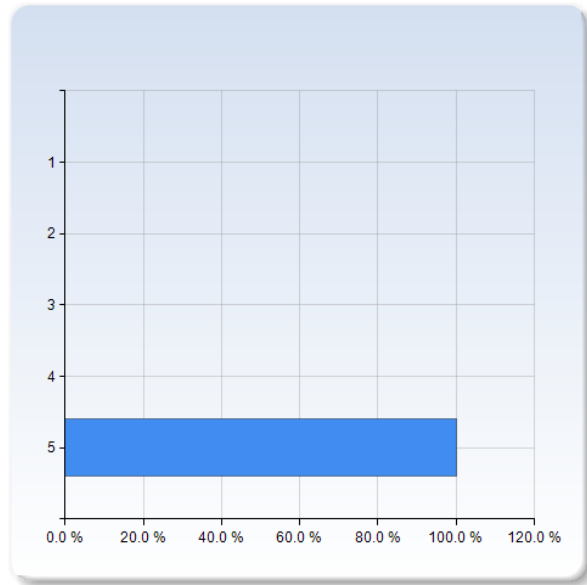
| Studying on my own was valuable for my learning. | Number of Responses |
|--|---------------------|
| 1 | 0 (0.0%) |
| 2 | 0 (0.0%) |
| 3 | 0 (0.0%) |
| 4 | 0 (0.0%) |
| 5 | 1 (100.0%) |
| Total | 1 (100.0%) |



| | Mean | Standard Deviation |
|--|------|--------------------|
| Studying on my own was valuable for my learning. | 5.0 | 0.0 |

The course literature/material was a valuable learning resource.

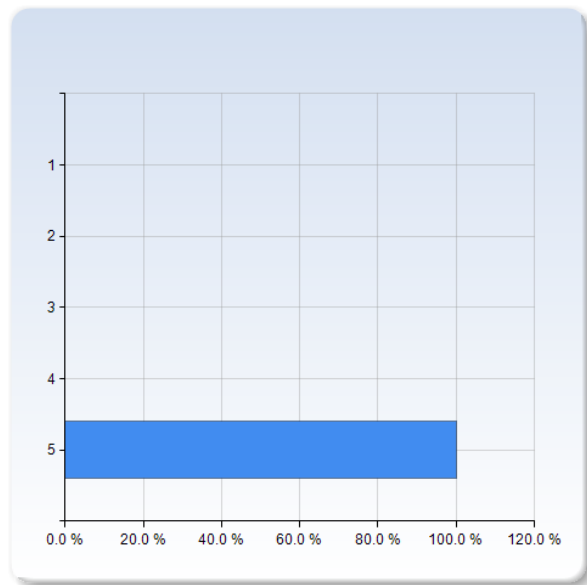
| The course literature/material was a valuable learning resource. | Number of Responses |
|--|---------------------|
| 1 | 0 (0.0%) |
| 2 | 0 (0.0%) |
| 3 | 0 (0.0%) |
| 4 | 0 (0.0%) |
| 5 | 1 (100.0%) |
| Total | 1 (100.0%) |



| | Mean | Standard Deviation |
|--|------|--------------------|
| The course literature/material was a valuable learning resource. | 5.0 | 0.0 |

The information I received before the course start was satisfactory.

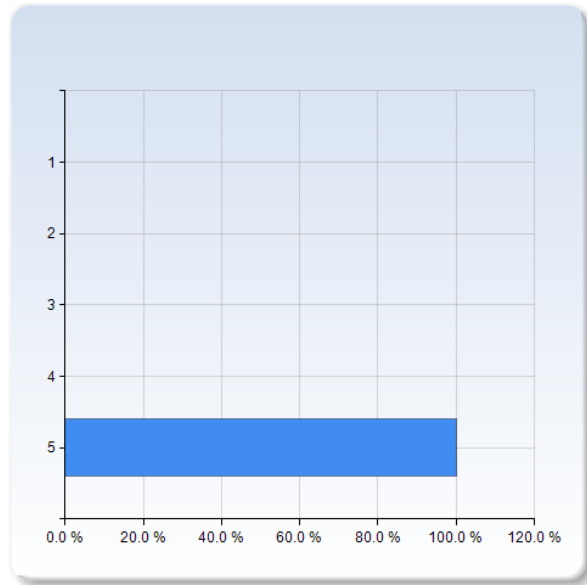
| The information I received before the course start was satisfactory. | Number of Responses |
|--|---------------------|
| 1 | 0 (0.0%) |
| 2 | 0 (0.0%) |
| 3 | 0 (0.0%) |
| 4 | 0 (0.0%) |
| 5 | 1 (100.0%) |
| Total | 1 (100.0%) |



| | Mean | Standard Deviation |
|--|------|--------------------|
| The information I received before the course start was satisfactory. | 5.0 | 0.0 |

The communication with the teaching staff during the course was good.

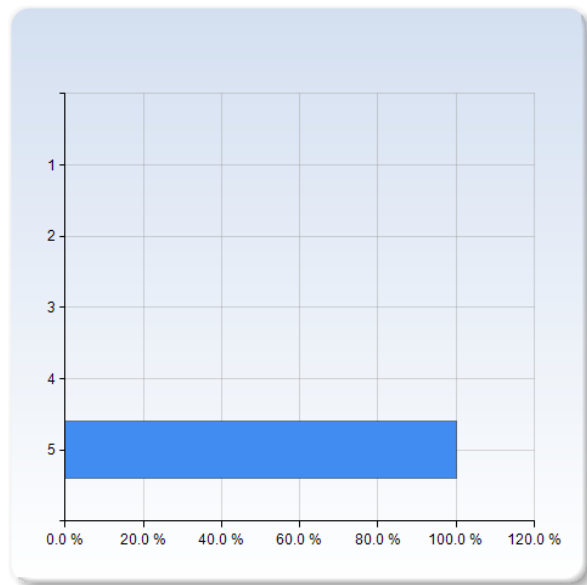
| The communication with the teaching staff during the course was good. | Number of Responses |
|---|---------------------|
| 1 | 0 (0.0%) |
| 2 | 0 (0.0%) |
| 3 | 0 (0.0%) |
| 4 | 0 (0.0%) |
| 5 | 1 (100.0%) |
| Total | 1 (100.0%) |



| | Mean | Standard Deviation |
|---|------|--------------------|
| The communication with the teaching staff during the course was good. | 5.0 | 0.0 |

It was clear throughout the course what was expected of me.

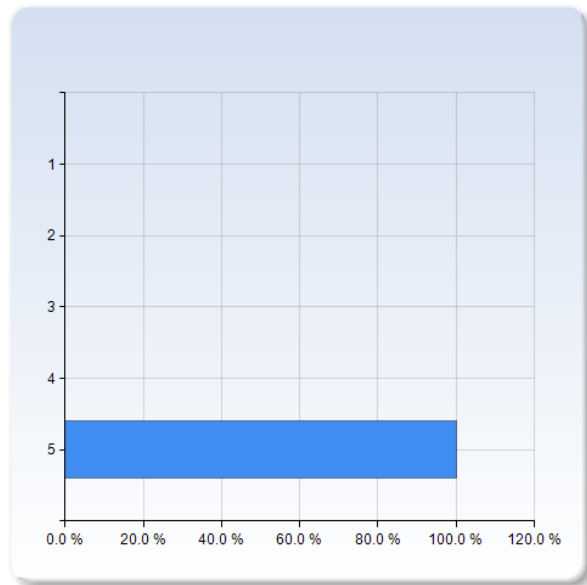
| It was clear throughout the course what was expected of me. | Number of Responses |
|---|---------------------|
| 1 | 0 (0.0%) |
| 2 | 0 (0.0%) |
| 3 | 0 (0.0%) |
| 4 | 0 (0.0%) |
| 5 | 1 (100.0%) |
| Total | 1 (100.0%) |



| | Mean | Standard Deviation |
|---|------|--------------------|
| It was clear throughout the course what was expected of me. | 5.0 | 0.0 |

I have received valuable feedback from my teacher/teachers during the course.

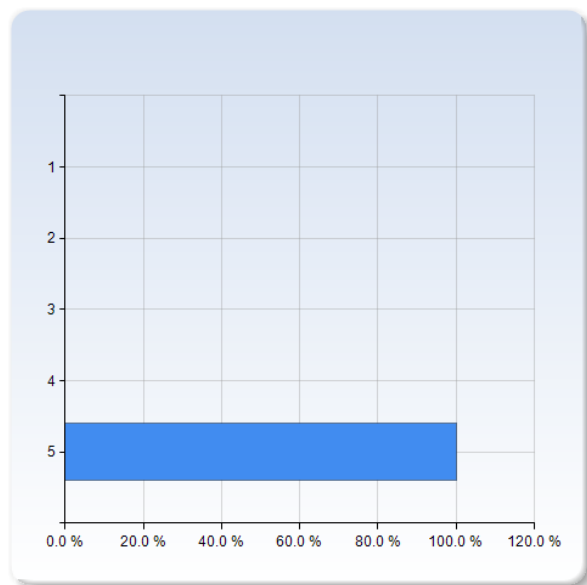
| I have received valuable feedback from my teacher /teachers during the course. | Number of Responses |
|--|---------------------|
| 1 | 0 (0.0%) |
| 2 | 0 (0.0%) |
| 3 | 0 (0.0%) |
| 4 | 0 (0.0%) |
| 5 | 1 (100.0%) |
| Total | 1 (100.0%) |



| I have received valuable feedback from my teacher/teachers during the course. | Mean | Standard Deviation |
|---|------|--------------------|
| | 5.0 | 0.0 |

The course had a reasonable workload.

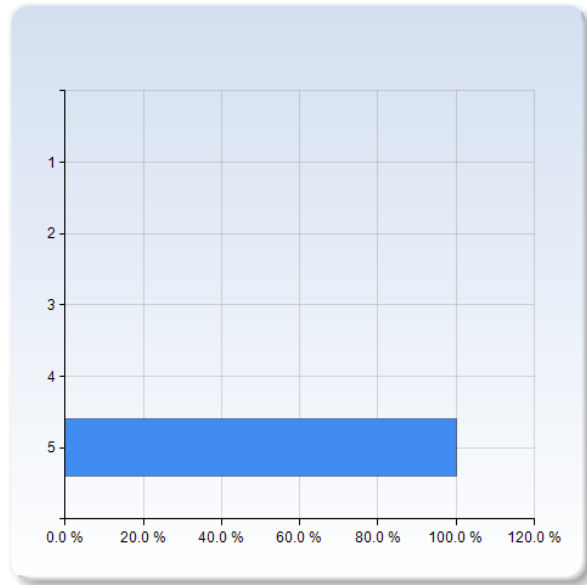
| The course had a reasonable workload. | Number of Responses |
|---------------------------------------|---------------------|
| 1 | 0 (0.0%) |
| 2 | 0 (0.0%) |
| 3 | 0 (0.0%) |
| 4 | 0 (0.0%) |
| 5 | 1 (100.0%) |
| Total | 1 (100.0%) |



| The course had a reasonable workload. | Mean | Standard Deviation |
|---------------------------------------|------|--------------------|
| | 5.0 | 0.0 |

The examination matched the contents and level of the course.

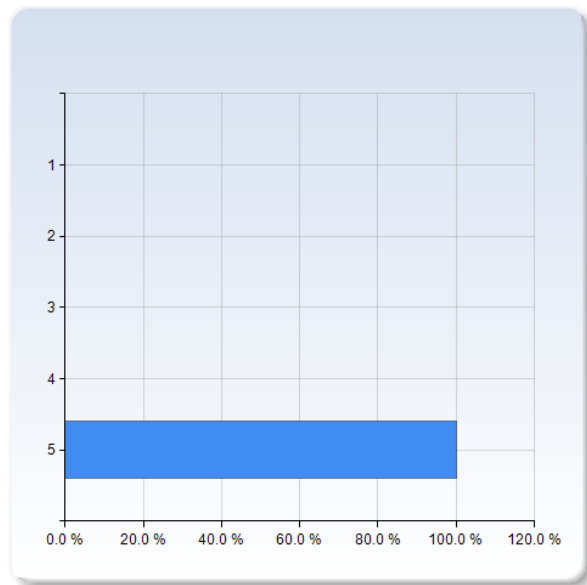
| The examination matched the contents and level of the course. | Number of Responses |
|---|---------------------|
| 1 | 0 (0.0%) |
| 2 | 0 (0.0%) |
| 3 | 0 (0.0%) |
| 4 | 0 (0.0%) |
| 5 | 1 (100.0%) |
| Total | 1 (100.0%) |



| | Mean | Standard Deviation |
|---|------|--------------------|
| The examination matched the contents and level of the course. | 5.0 | 0.0 |

Overall, I am satisfied with the course.

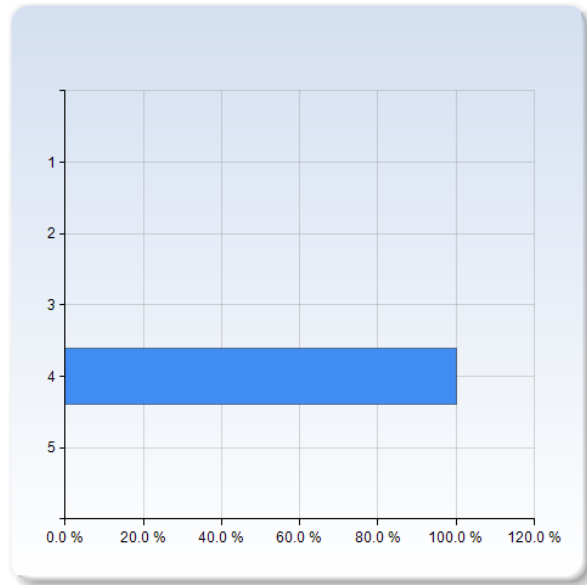
| Overall, I am satisfied with the course. | Number of Responses |
|--|---------------------|
| 1 | 0 (0.0%) |
| 2 | 0 (0.0%) |
| 3 | 0 (0.0%) |
| 4 | 0 (0.0%) |
| 5 | 1 (100.0%) |
| Total | 1 (100.0%) |



| | Mean | Standard Deviation |
|--|------|--------------------|
| Overall, I am satisfied with the course. | 5.0 | 0.0 |

The workload was evenly distributed throughout the course.

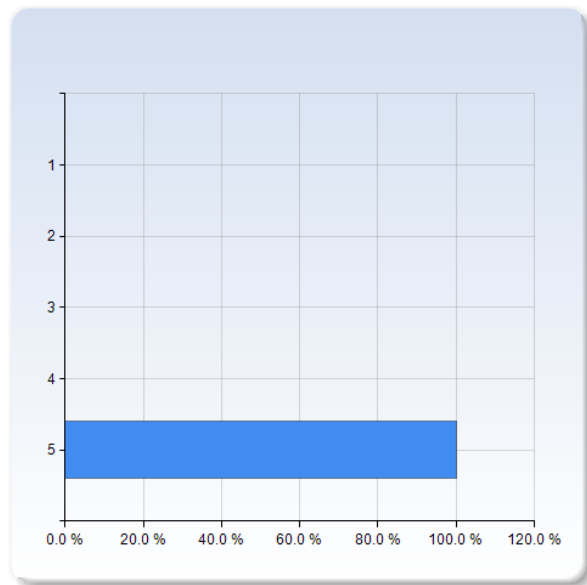
| The workload was evenly distributed throughout the course. | Number of Responses |
|--|---------------------|
| 1 | 0 (0.0%) |
| 2 | 0 (0.0%) |
| 3 | 0 (0.0%) |
| 4 | 1 (100.0%) |
| 5 | 0 (0.0%) |
| Total | 1 (100.0%) |



| | Mean | Standard Deviation |
|--|------|--------------------|
| The workload was evenly distributed throughout the course. | 4.0 | 0.0 |

I watched the uploaded lectures

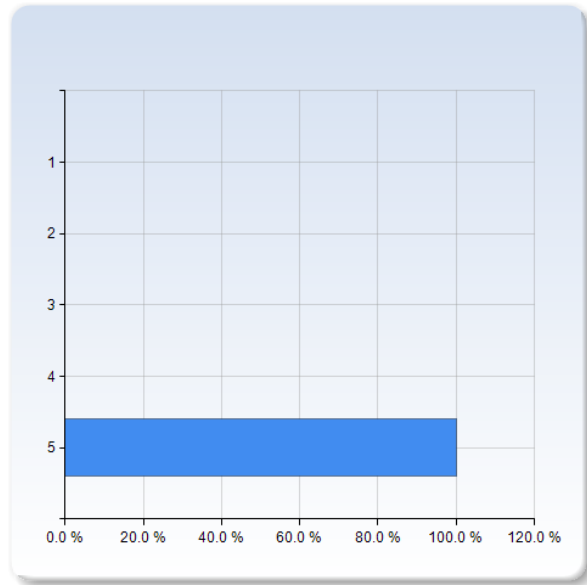
| I watched the uploaded lectures | Number of Responses |
|---------------------------------|---------------------|
| 1 | 0 (0.0%) |
| 2 | 0 (0.0%) |
| 3 | 0 (0.0%) |
| 4 | 0 (0.0%) |
| 5 | 1 (100.0%) |
| Total | 1 (100.0%) |



| | Mean | Standard Deviation |
|---------------------------------|------|--------------------|
| I watched the uploaded lectures | 5.0 | 0.0 |

The uploaded lectures were valuable for my learning

| The uploaded lectures were valuable for my learning | Number of Responses |
|---|---------------------|
| 1 | 0 (0.0%) |
| 2 | 0 (0.0%) |
| 3 | 0 (0.0%) |
| 4 | 0 (0.0%) |
| 5 | 1 (100.0%) |
| Total | 1 (100.0%) |

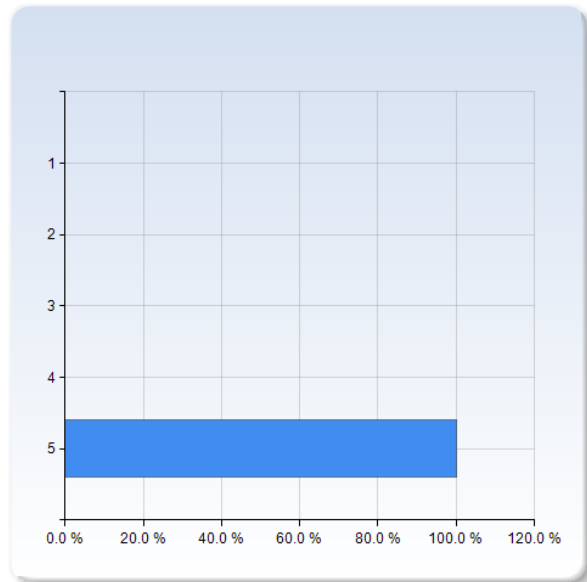


| | Mean | Standard Deviation |
|---|------|--------------------|
| The uploaded lectures were valuable for my learning | 5.0 | 0.0 |

On the development of generic skills

On a scale 1-5 select the option that best matches your opinion: 1= disagree completely → 3= partly agree → 5= agree completely
 The course has increased my ability to read a mathematical text.

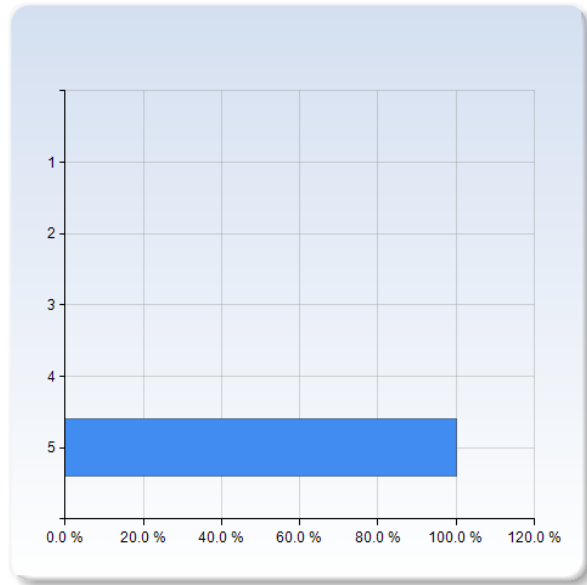
| The course has increased my ability to read a mathematical text. | Number of Responses |
|--|---------------------|
| 1 | 0 (0.0%) |
| 2 | 0 (0.0%) |
| 3 | 0 (0.0%) |
| 4 | 0 (0.0%) |
| 5 | 1 (100.0%) |
| Total | 1 (100.0%) |



| | Mean | Standard Deviation |
|--|------|--------------------|
| The course has increased my ability to read a mathematical text. | 5.0 | 0.0 |

The course has increased my ability to communicate the subject in writing.

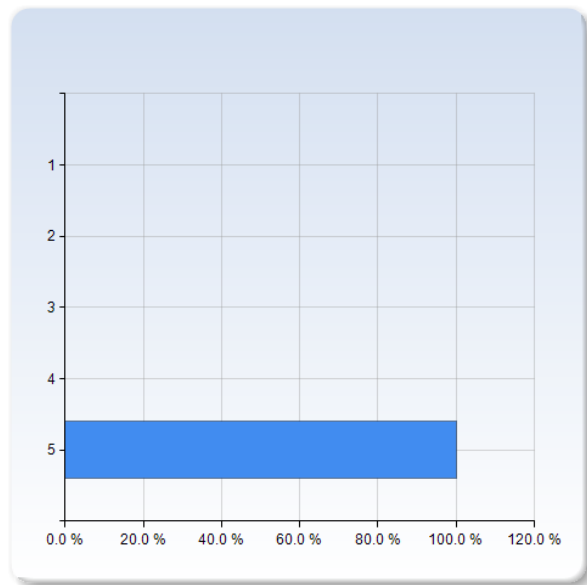
| The course has increased my ability to communicate the subject in writing. | Number of Responses |
|--|---------------------|
| 1 | 0 (0.0%) |
| 2 | 0 (0.0%) |
| 3 | 0 (0.0%) |
| 4 | 0 (0.0%) |
| 5 | 1 (100.0%) |
| Total | 1 (100.0%) |



| | Mean | Standard Deviation |
|--|------|--------------------|
| The course has increased my ability to communicate the subject in writing. | 5.0 | 0.0 |

The course has increased my ability to communicate the subject orally.

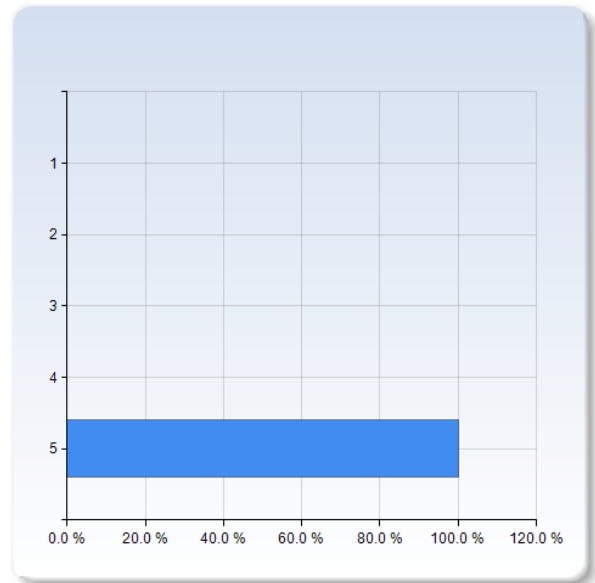
| The course has increased my ability to communicate the subject orally. | Number of Responses |
|--|---------------------|
| 1 | 0 (0.0%) |
| 2 | 0 (0.0%) |
| 3 | 0 (0.0%) |
| 4 | 0 (0.0%) |
| 5 | 1 (100.0%) |
| Total | 1 (100.0%) |



| | Mean | Standard Deviation |
|--|------|--------------------|
| The course has increased my ability to communicate the subject orally. | 5.0 | 0.0 |

The course has increased my ability to collaborate.

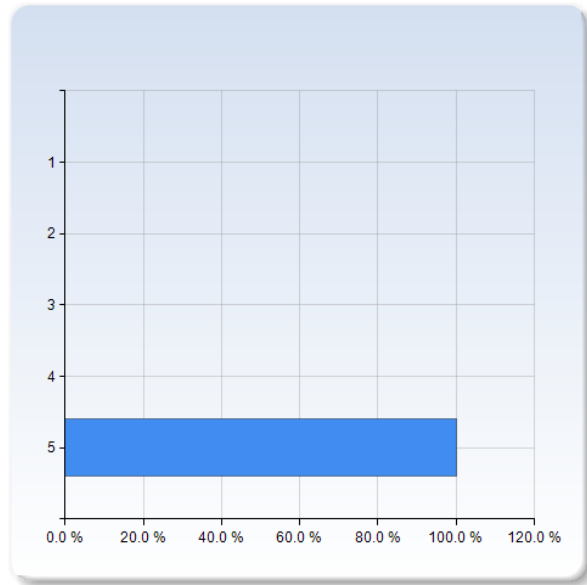
| The course has increased my ability to collaborate. | Number of Responses |
|---|---------------------|
| 1 | 0 (0.0%) |
| 2 | 0 (0.0%) |
| 3 | 0 (0.0%) |
| 4 | 0 (0.0%) |
| 5 | 1 (100.0%) |
| Total | 1 (100.0%) |



| | Mean | Standard Deviation |
|---|------|--------------------|
| The course has increased my ability to collaborate. | 5.0 | 0.0 |

The course has increased my ability to search and process information.

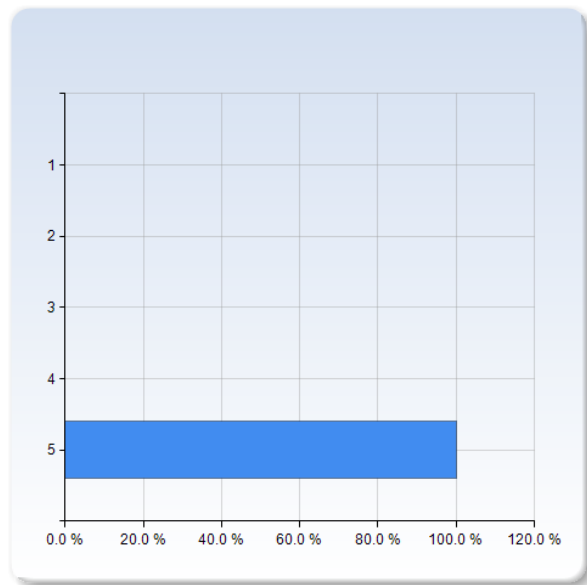
| The course has increased my ability to search and process information. | Number of Responses |
|--|---------------------|
| 1 | 0 (0.0%) |
| 2 | 0 (0.0%) |
| 3 | 0 (0.0%) |
| 4 | 0 (0.0%) |
| 5 | 1 (100.0%) |
| Total | 1 (100.0%) |



| The course has increased my ability to search and process information. | Mean | Standard Deviation |
|--|------|--------------------|
| | 5.0 | 0.0 |

The course has increased my ability to analyze and solve problems.

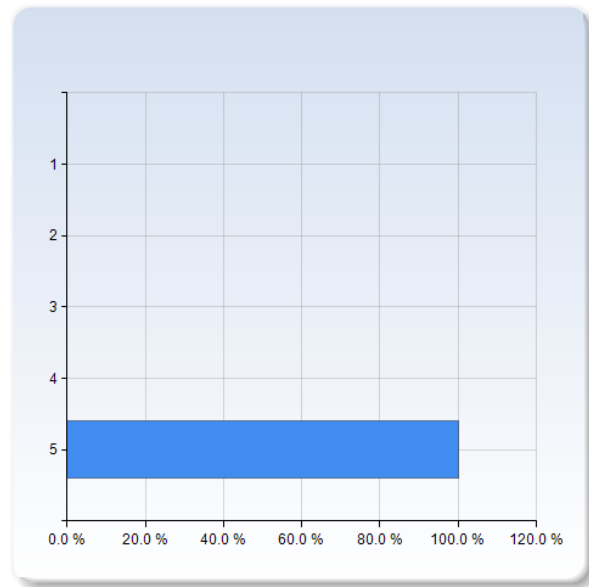
| The course has increased my ability to analyze and solve problems. | Number of Responses |
|--|---------------------|
| 1 | 0 (0.0%) |
| 2 | 0 (0.0%) |
| 3 | 0 (0.0%) |
| 4 | 0 (0.0%) |
| 5 | 1 (100.0%) |
| Total | 1 (100.0%) |



| The course has increased my ability to analyze and solve problems. | Mean | Standard Deviation |
|--|------|--------------------|
| | 5.0 | 0.0 |

As a result of this course, I feel confident about tackling unfamiliar problems.

| As a result of this course, I feel confident about tackling unfamiliar problems. | Number of Responses |
|--|---------------------|
| 1 | 0 (0.0%) |
| 2 | 0 (0.0%) |
| 3 | 0 (0.0%) |
| 4 | 0 (0.0%) |
| 5 | 1 (100.0%) |
| Total | 1 (100.0%) |



| | Mean | Standard Deviation |
|--|------|--------------------|
| As a result of this course, I feel confident about tackling unfamiliar problems. | 5.0 | 0.0 |

How did the online learning work for you in this course?

How did the online learning work for you in this course?
 Nicely, communication is always a bit difficult though.

What did you appreciate most with the course?

What did you appreciate most with the course?
 The assignments

What do you think should be improved?

What do you think should be improved?
 The literature. The recommended book is difficult to get a physical copy of

Have you during this course experienced course literature, staff or teaching methods to be discriminatory in any way (gender, ethnicity, etc.)?

Have you during this course experienced course literature, staff or teaching methods to be discriminatory in any way (gender, ethnicity, etc.)?
 No