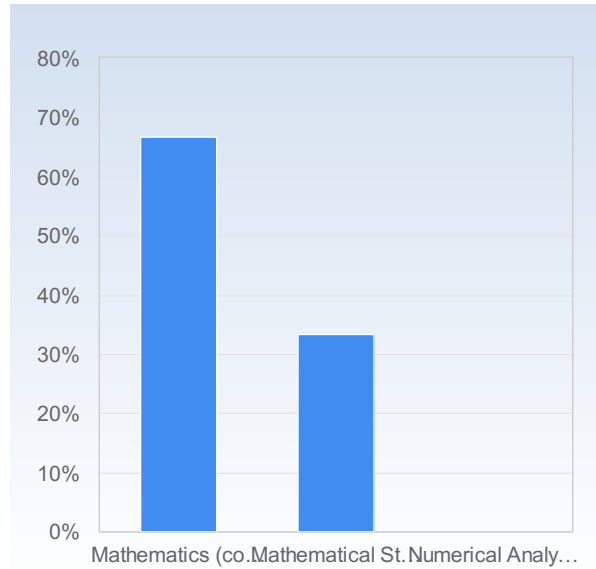


Course Evaluation - Bachelor Degree Project, MATK11/MASK11/NUMK11 - Spring 2021

Answer Count: 3

I have completed the Bachelor's Degree Project within

I have completed the Bachelor's Degree Project within	Number of responses
Mathematics (course code MATK11)	2 (66.7%)
Mathematical Statistics (course code MASK11)	1 (33.3%)
Numerical Analysis (course code NUMK11)	0 (0.0%)
Total	3 (100.0%)



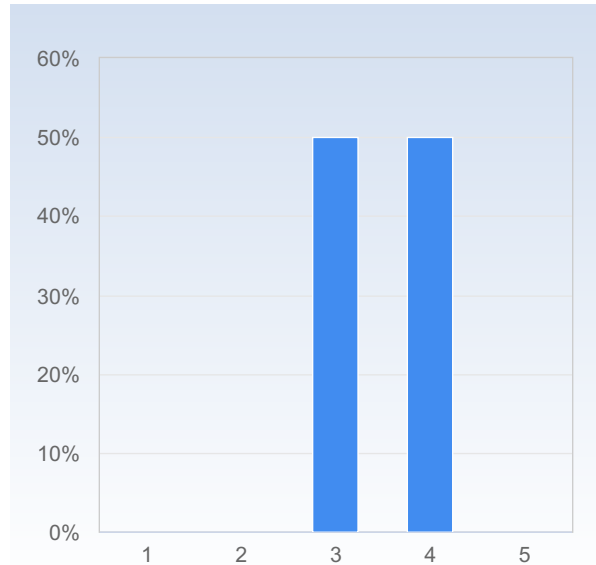
I have completed the Bachelor's Degree Project within	Mean	Standard Deviation
I have completed the Bachelor's Degree Project within	1.3	0.6

Regarding the Degree Project Course in General

On the scale 1-5 select the option that best matches your opinion: 1= disagree completely → 3= partly agree → 5= agree completely

The information I received before the course start was satisfactory.

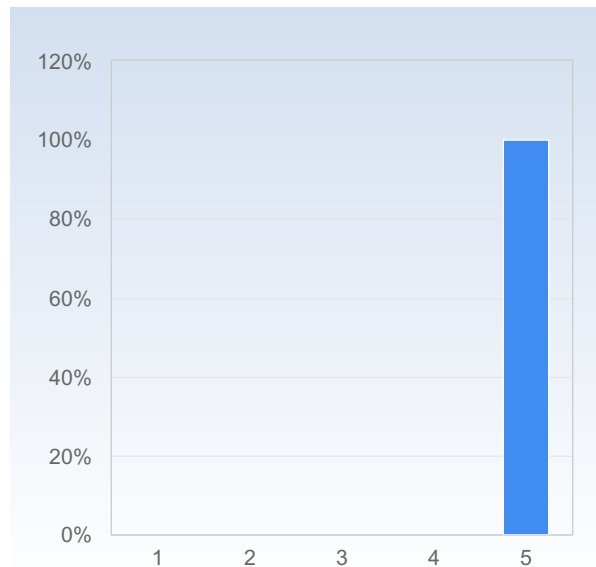
The information I received before the course start was satisfactory.	Number of responses
1	0 (0.0%)
2	0 (0.0%)
3	1 (50.0%)
4	1 (50.0%)
5	0 (0.0%)
Total	2 (100.0%)



	Mean	Standard Deviation
The information I received before the course start was satisfactory.	3.5	0.7

The communication with the supervisor during the course was good.

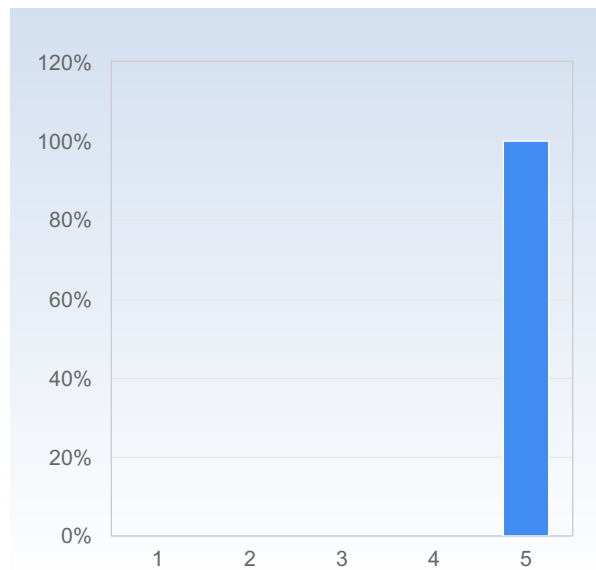
The communication with the supervisor during the course was good.	Number of responses
1	0 (0.0%)
2	0 (0.0%)
3	0 (0.0%)
4	0 (0.0%)
5	3 (100.0%)
Total	3 (100.0%)



	Mean	Standard Deviation
The communication with the supervisor during the course was good.	5.0	0.0

The subject of the degree project suited my interests.

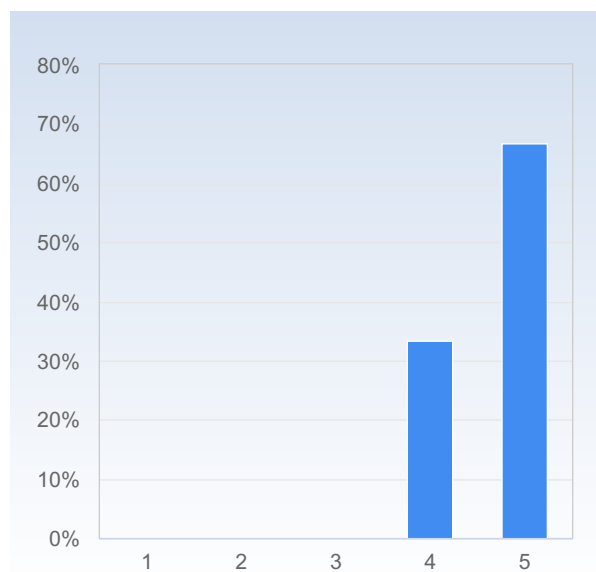
The subject of the degree project suited my interests.	Number of responses
1	0 (0.0%)
2	0 (0.0%)
3	0 (0.0%)
4	0 (0.0%)
5	3 (100.0%)
Total	3 (100.0%)



The subject of the degree project suited my interests.	Mean	Standard Deviation
	5.0	0.0

The degree of difficulty of the project was reasonable.

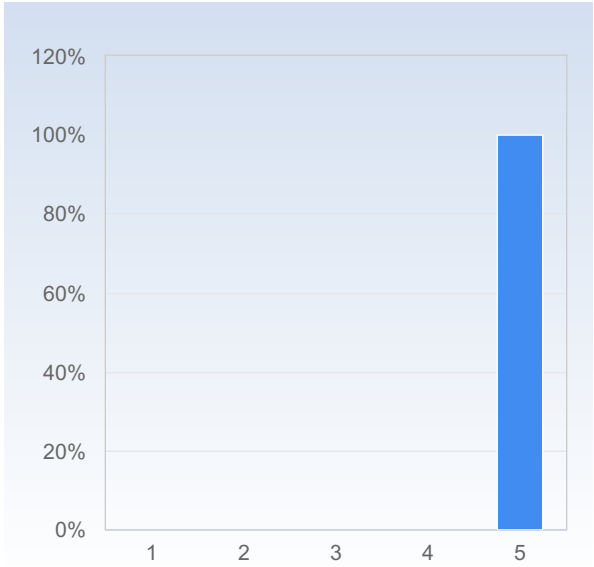
The degree of difficulty of the project was reasonable.	Number of responses
1	0 (0.0%)
2	0 (0.0%)
3	0 (0.0%)
4	1 (33.3%)
5	2 (66.7%)
Total	3 (100.0%)



	Mean	Standard Deviation
The degree of difficulty of the project was reasonable.	4.7	0.6

The overall workload has been reasonable.

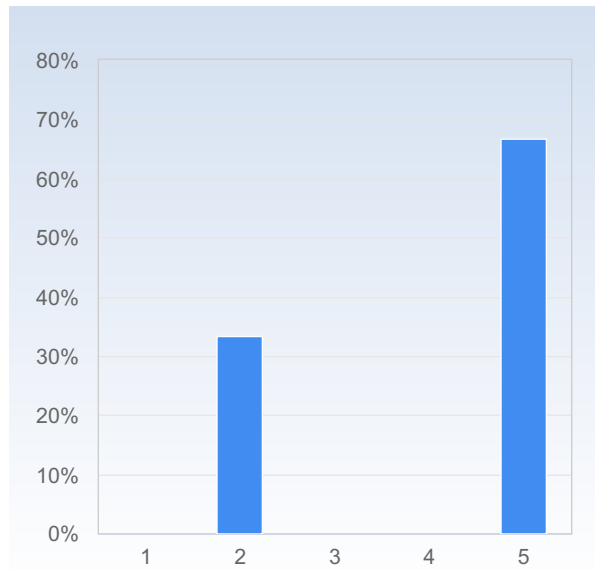
The overall workload has been reasonable.	Number of responses
1	0 (0.0%)
2	0 (0.0%)
3	0 (0.0%)
4	0 (0.0%)
5	3 (100.0%)
Total	3 (100.0%)



	Mean	Standard Deviation
The overall workload has been reasonable.	5.0	0.0

The workload was evenly distributed throughout the course.

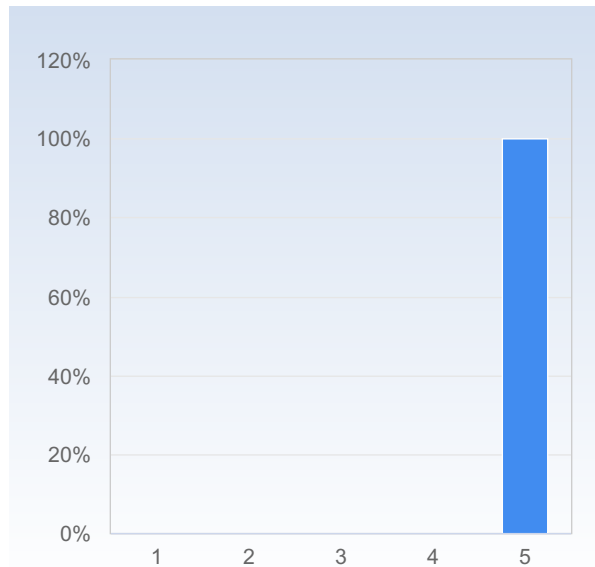
The workload was evenly distributed throughout the course.	Number of responses
1	0 (0.0%)
2	1 (33.3%)
3	0 (0.0%)
4	0 (0.0%)
5	2 (66.7%)
Total	3 (100.0%)



The workload was evenly distributed throughout the course.	Mean	Standard Deviation
	4.0	1.7

The suggested literature/material was a valuable learning resource.

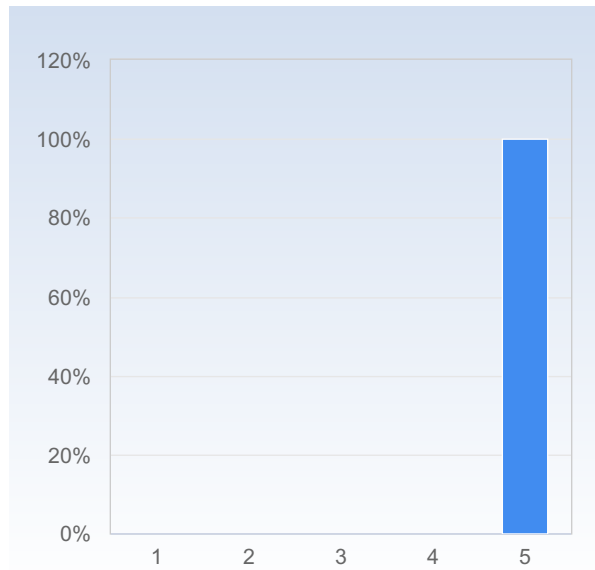
The suggested literature/material was a valuable learning resource.	Number of responses
1	0 (0.0%)
2	0 (0.0%)
3	0 (0.0%)
4	0 (0.0%)
5	3 (100.0%)
Total	3 (100.0%)



The suggested literature/material was a valuable learning resource.	Mean	Standard Deviation
	5.0	0.0

The meetings with the supervisor have been valuable for my learning.

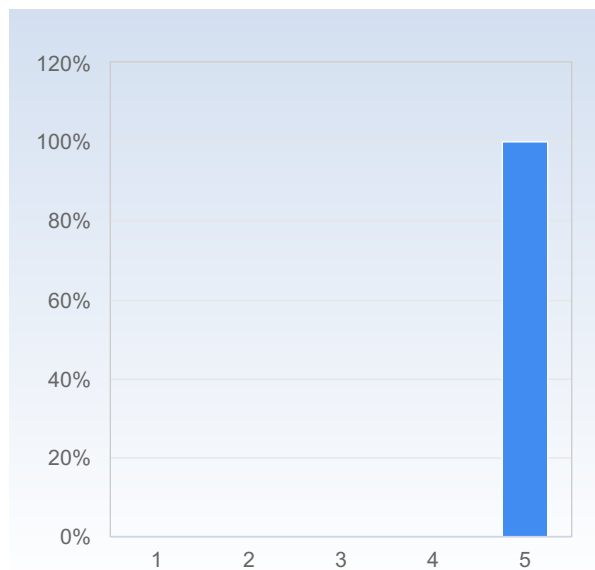
The meetings with the supervisor have been valuable for my learning.	Number of responses
1	0 (0.0%)
2	0 (0.0%)
3	0 (0.0%)
4	0 (0.0%)
5	3 (100.0%)
Total	3 (100.0%)



	Mean	Standard Deviation
The meetings with the supervisor have been valuable for my learning.	5.0	0.0

Studying on my own was valuable for my learning.

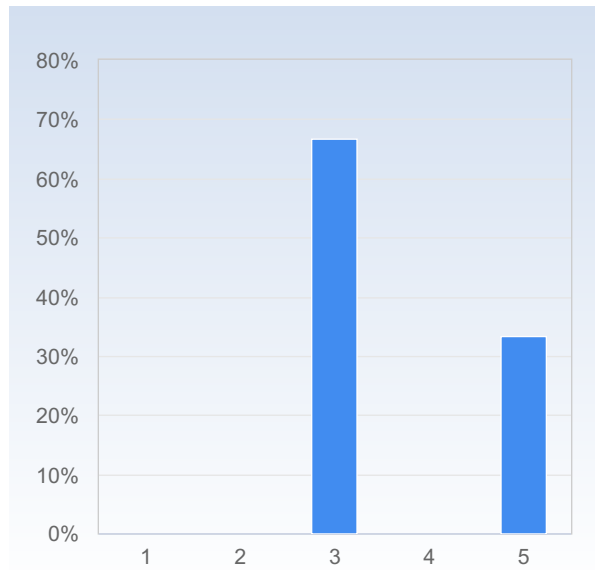
Studying on my own was valuable for my learning.	Number of responses
1	0 (0.0%)
2	0 (0.0%)
3	0 (0.0%)
4	0 (0.0%)
5	3 (100.0%)
Total	3 (100.0%)



	Mean	Standard Deviation
Studying on my own was valuable for my learning.	5.0	0.0

It was clear throughout the course what was expected of me.

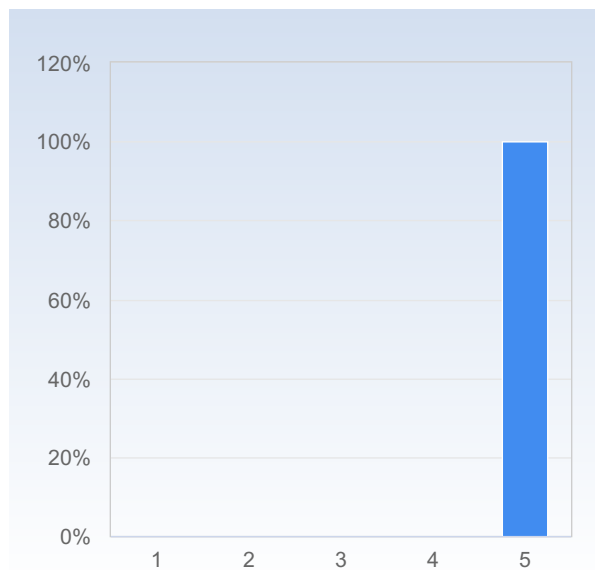
It was clear throughout the course what was expected of me.	Number of responses
1	0 (0.0%)
2	0 (0.0%)
3	2 (66.7%)
4	0 (0.0%)
5	1 (33.3%)
Total	3 (100.0%)



It was clear throughout the course what was expected of me.	Mean	Standard Deviation
	3.7	1.2

I have received valuable feedback from my supervisor during the course.

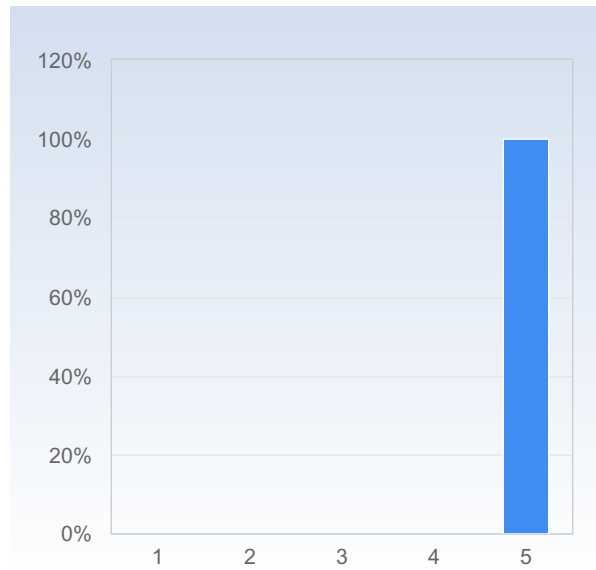
I have received valuable feedback from my supervisor during the course.	Number of responses
1	0 (0.0%)
2	0 (0.0%)
3	0 (0.0%)
4	0 (0.0%)
5	3 (100.0%)
Total	3 (100.0%)



I have received valuable feedback from my supervisor during the course.	Mean	Standard Deviation
	5.0	0.0

The supervisor has inspired and motivated me to do my best.

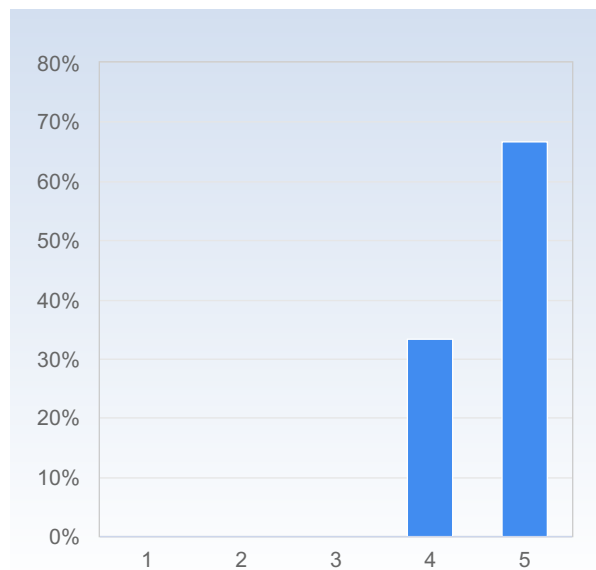
The supervisor has inspired and motivated me to do my best.	Number of responses
1	0 (0.0%)
2	0 (0.0%)
3	0 (0.0%)
4	0 (0.0%)
5	3 (100.0%)
Total	3 (100.0%)



	Mean	Standard Deviation
The supervisor has inspired and motivated me to do my best.	5.0	0.0

The examination matched the contents and level of the course.

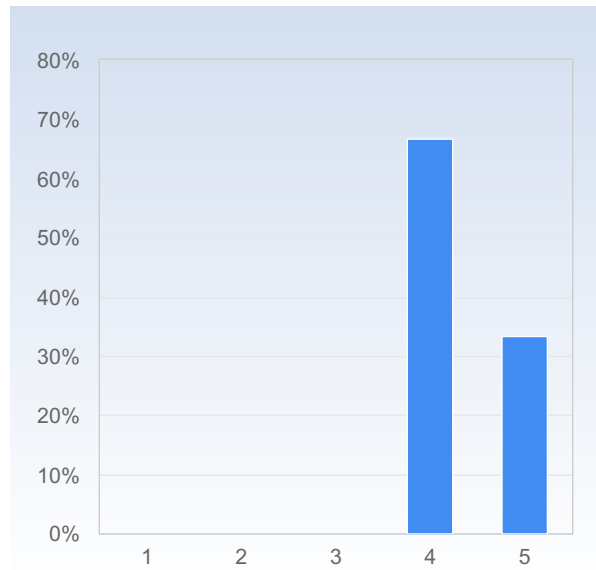
The examination matched the contents and level of the course.	Number of responses
1	0 (0.0%)
2	0 (0.0%)
3	0 (0.0%)
4	1 (33.3%)
5	2 (66.7%)
Total	3 (100.0%)



	Mean	Standard Deviation
The examination matched the contents and level of the course.	4.7	0.6

The way the course was organized suited me.

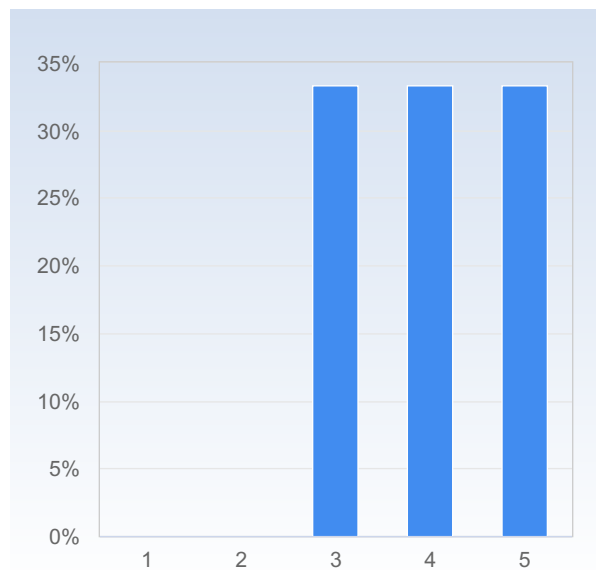
The way the course was organized suited me.	Number of responses
1	0 (0.0%)
2	0 (0.0%)
3	0 (0.0%)
4	2 (66.7%)
5	1 (33.3%)
Total	3 (100.0%)



The way the course was organized suited me.	Mean	Standard Deviation
	4.3	0.6

The course met my expectations.

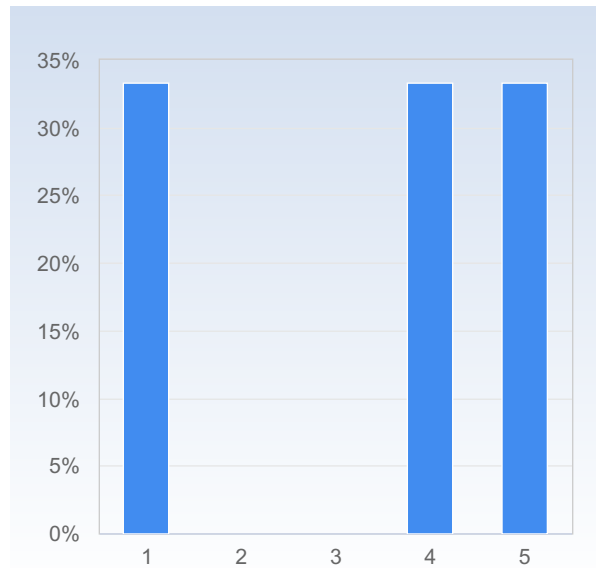
The course met my expectations.	Number of responses
1	0 (0.0%)
2	0 (0.0%)
3	1 (33.3%)
4	1 (33.3%)
5	1 (33.3%)
Total	3 (100.0%)



The course met my expectations.	Mean	Standard Deviation
	4.0	1.0

Overall, I am satisfied with the course.

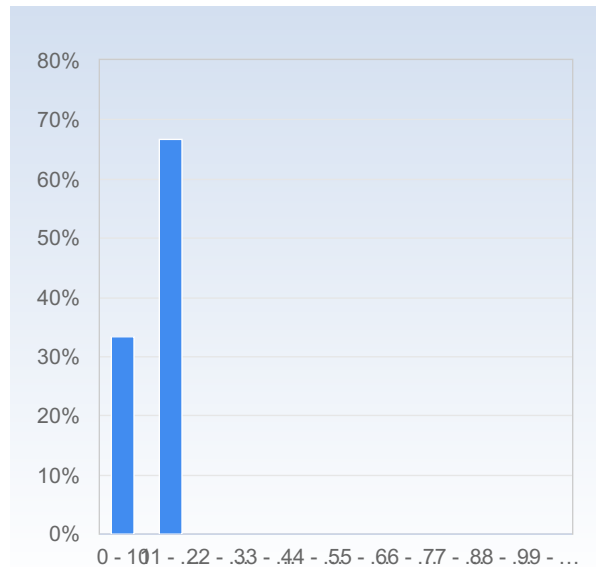
Overall, I am satisfied with the course.	Number of responses
1	1 (33.3%)
2	0 (0.0%)
3	0 (0.0%)
4	1 (33.3%)
5	1 (33.3%)
Total	3 (100.0%)



Overall, I am satisfied with the course.	Mean	Standard Deviation
Overall, I am satisfied with the course.	3.3	2.1

Average number of hours spent in total on the course per week (including scheduled activities):

Average number of hours spent in total on the course per week (including scheduled activities):	Number of responses
0 - 10	1 (33.3%)
11 - 21	2 (66.7%)
22 - 32	0 (0.0%)
33 - 43	0 (0.0%)
44 - 54	0 (0.0%)
55 - 65	0 (0.0%)
66 - 76	0 (0.0%)
77 - 87	0 (0.0%)
88 - 98	0 (0.0%)
99 - 109	0 (0.0%)
Total	3 (100.0%)

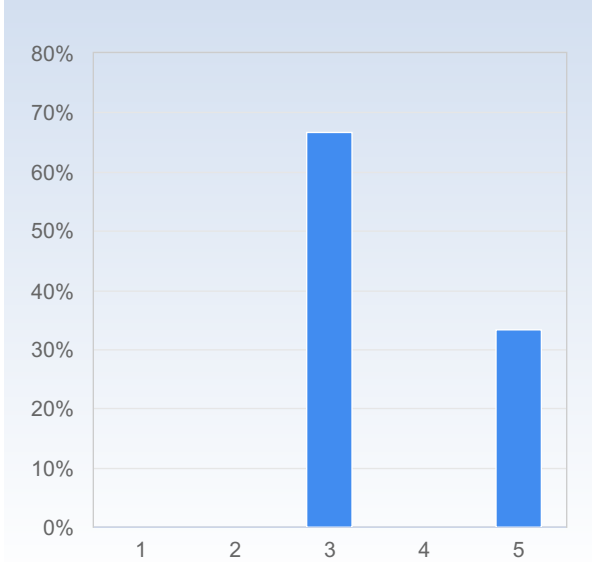


Average number of hours spent in total on the course per week (including scheduled activities):	Mean	Standard Deviation
Average number of hours spent in total on the course per week (including scheduled activities):	13.7	11.0

On the development of generic skills

On a scale 1-5 select the option that best matches your opinion: 1= disagree completely → 3= partly agree → 5= agree completely
The course has increased my ability to read a mathematical text.

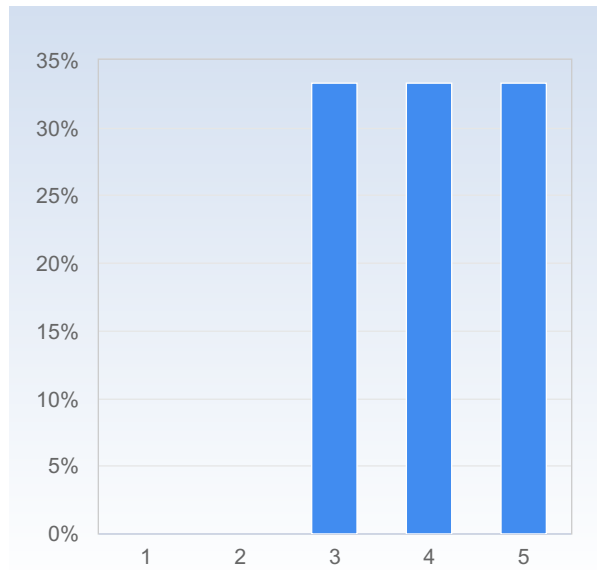
The course has increased my ability to read a mathematical text.	Number of responses
1	0 (0.0%)
2	0 (0.0%)
3	2 (66.7%)
4	0 (0.0%)
5	1 (33.3%)
Total	3 (100.0%)



	Mean	Standard Deviation
The course has increased my ability to read a mathematical text.	3.7	1.2

The course has increased my ability to communicate the subject in writing.

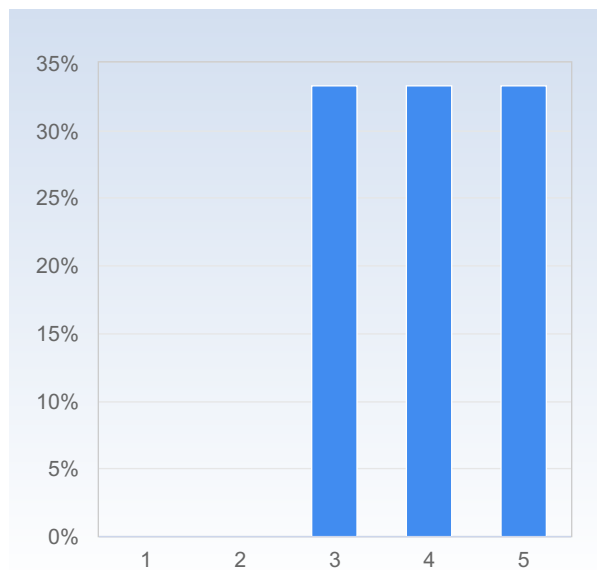
The course has increased my ability to communicate the subject in writing.	Number of responses
1	0 (0.0%)
2	0 (0.0%)
3	1 (33.3%)
4	1 (33.3%)
5	1 (33.3%)
Total	3 (100.0%)



	Mean	Standard Deviation
The course has increased my ability to communicate the subject in writing.	4.0	1.0

The course has increased my ability to communicate the subject orally.

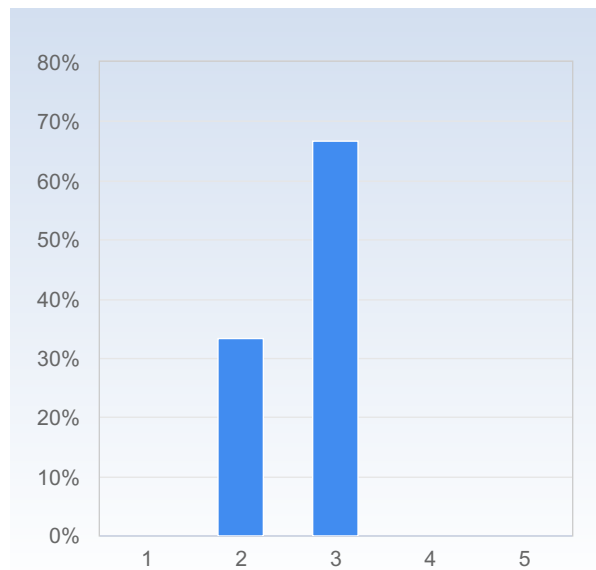
The course has increased my ability to communicate the subject orally.	Number of responses
1	0 (0.0%)
2	0 (0.0%)
3	1 (33.3%)
4	1 (33.3%)
5	1 (33.3%)
Total	3 (100.0%)



	Mean	Standard Deviation
The course has increased my ability to communicate the subject orally.	4.0	1.0

The course has increased my ability to cooperate.

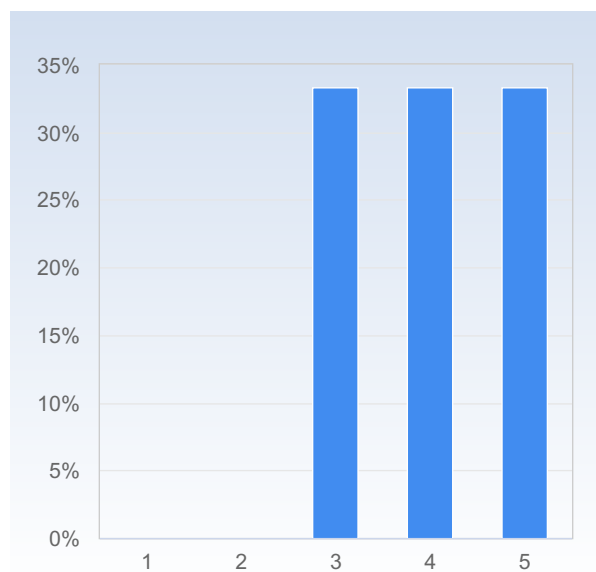
The course has increased my ability to cooperate.	Number of responses
1	0 (0.0%)
2	1 (33.3%)
3	2 (66.7%)
4	0 (0.0%)
5	0 (0.0%)
Total	3 (100.0%)



The course has increased my ability to cooperate.	Mean	Standard Deviation
	2.7	0.6

The course has increased my ability to search and process information.

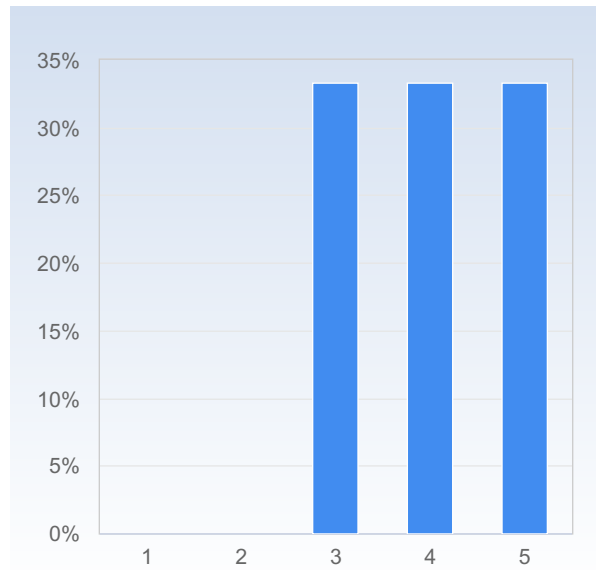
The course has increased my ability to search and process information.	Number of responses
1	0 (0.0%)
2	0 (0.0%)
3	1 (33.3%)
4	1 (33.3%)
5	1 (33.3%)
Total	3 (100.0%)



The course has increased my ability to search and process information.	Mean	Standard Deviation
	4.0	1.0

The course has increased my ability to analyze and solve problems.

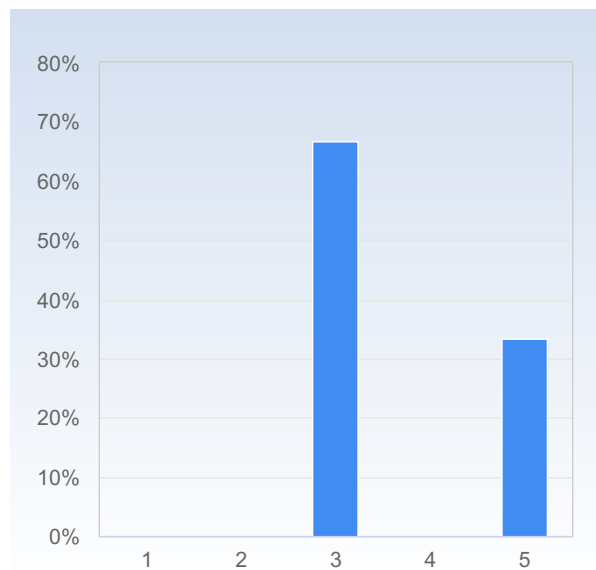
The course has increased my ability to analyze and solve problems.	Number of responses
1	0 (0.0%)
2	0 (0.0%)
3	1 (33.3%)
4	1 (33.3%)
5	1 (33.3%)
Total	3 (100.0%)



The course has increased my ability to analyze and solve problems.	Mean	Standard Deviation
	4.0	1.0

As a result of this course, I feel confident about tackling unfamiliar problems.

As a result of this course, I feel confident about tackling unfamiliar problems.	Number of responses
1	0 (0.0%)
2	0 (0.0%)
3	2 (66.7%)
4	0 (0.0%)
5	1 (33.3%)
Total	3 (100.0%)



As a result of this course, I feel confident about tackling unfamiliar problems.	Mean	Standard Deviation
	3.7	1.2