

Course compilation MATM37 "ODE 2" VT 2021

Course coordinator: Nils Dencker

Number of students: 15 registered students.

Grades: 2 U, 4 G, 3 VG of 9 students taking the exam, thus 7 passed.

Evaluation

I. Summary of Course Evaluation

Total number of answers: 3

Short summary of the result: Unfortunately, only 20% of the students did the course evaluation, which was much lower than last time the course was given. The reason is probably that all teaching was online, with no direct contact with the teacher. Also, the majority of the students were exchange students who did not have so much incentive to do the course evaluation. Naturally, it is hard to draw any conclusions with such a low rate.

The students who answered the evaluation spent at least 19 hours a week on the course, which is taught at half speed. They had also been active on the course, and thought it had a reasonable workload.

Everyone thought that their prior knowledge was sufficient for the course, that the course worked well, and that it was clear what was expected of them. They all felt that the literature, the hand-in assignment and the exercises helped their learning, and that the exam matched the content and level of the course.

All of the respondents thought that the course made them more confident in tackling unknown problems and better working with problems in a group. Everyone felt that the course had increased their reading skills and felt it had increased their writing skills. Two out of three thought that the course had increased their verbal skills. In conclusion, all the respondents were satisfied with the quality of the course.

II. Evaluation of changes since last time the course was given

The program was changed to include a review of the fundamental existence and uniqueness results from the course MATC12 ODE1, which share the same course book. That was appropriate since not all students, for example the foreign ones, had taken that course.

III. Proposed changes to the next time the course is given

There were no suggestions for changes from the students.

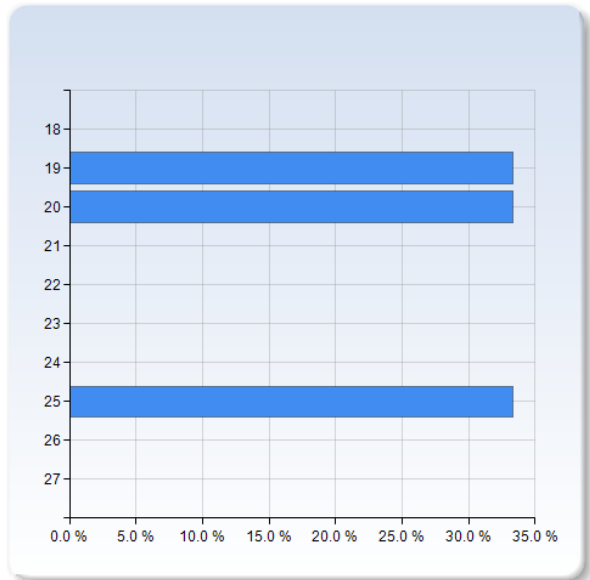
2021-04-30, compiled by Nils Dencker

ODE2 2021

Answer Count: 3

On average, how many hours per week have I spent on this course (including lectures, problem sessions, etc):

On average, how many hours per week have I spent on this course (including lectures, problem sessions, etc):	Number of Responses
18	0 (0.0%)
19	1 (33.3%)
20	1 (33.3%)
21	0 (0.0%)
22	0 (0.0%)
23	0 (0.0%)
24	0 (0.0%)
25	1 (33.3%)
26	0 (0.0%)
27	0 (0.0%)
Total	3 (100.0%)

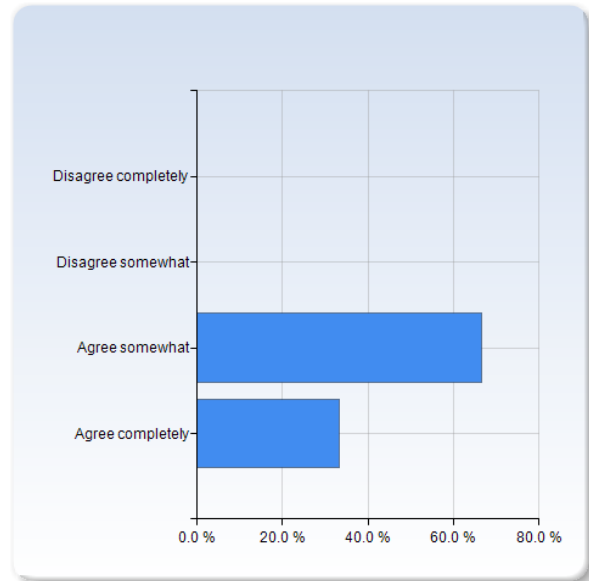


	Mean	Standard Deviation
On average, how many hours per week have I spent on this course (including lectures, problem sessions, etc):	21.3	3.2

About me

I have participated actively in the course

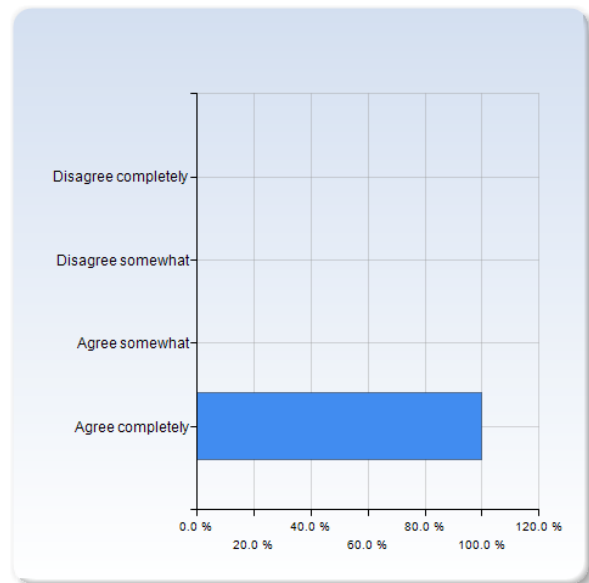
I have participated actively in the course	Number of Responses
Disagree completely	0 (0.0%)
Disagree somewhat	0 (0.0%)
Agree somewhat	2 (66.7%)
Agree completely	1 (33.3%)
Total	3 (100.0%)



	Mean	Standard Deviation
I have participated actively in the course	3.3	0.6

My prior knowledge has been sufficient to be able to learn the contents of this course

My prior knowledge has been sufficient to be able to learn the contents of this course	Number of Responses
Disagree completely	0 (0.0%)
Disagree somewhat	0 (0.0%)
Agree somewhat	0 (0.0%)
Agree completely	3 (100.0%)
Total	3 (100.0%)

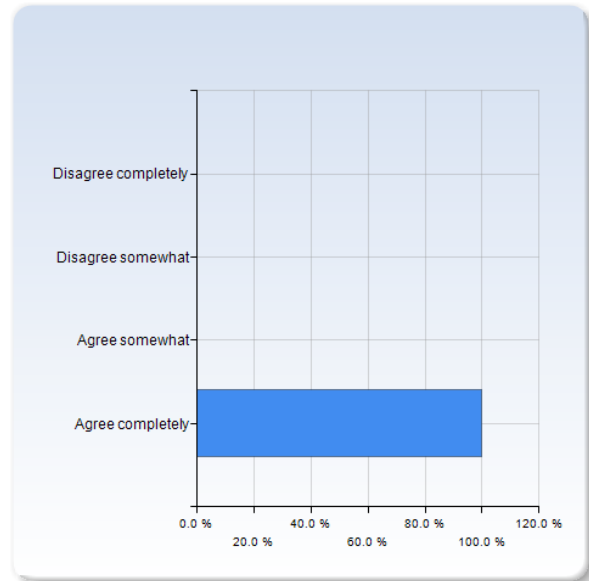


	Mean	Standard Deviation
My prior knowledge has been sufficient to be able to learn the contents of this course	4.0	0.0

On the teaching of the course

The way the course was taught worked well for me and helped me do my best

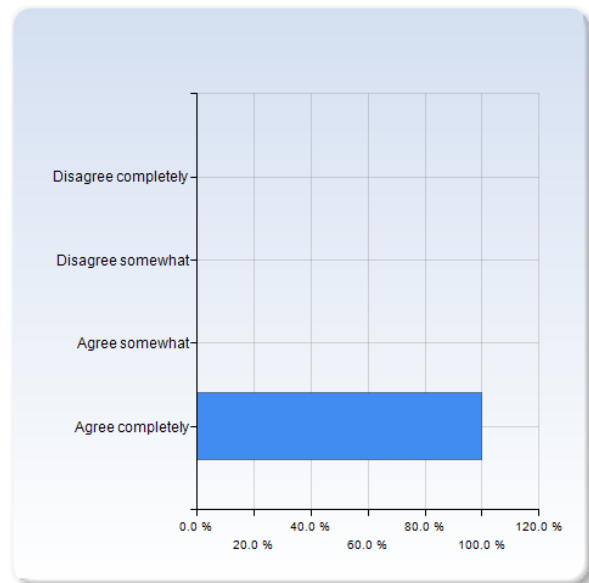
The way the course was taught worked well for me and helped me do my best	Number of Responses
Disagree completely	0 (0.0%)
Disagree somewhat	0 (0.0%)
Agree somewhat	0 (0.0%)
Agree completely	3 (100.0%)
Total	3 (100.0%)



	Mean	Standard Deviation
The way the course was taught worked well for me and helped me do my best	4.0	0.0

It was clear throughout the course what was expected of me

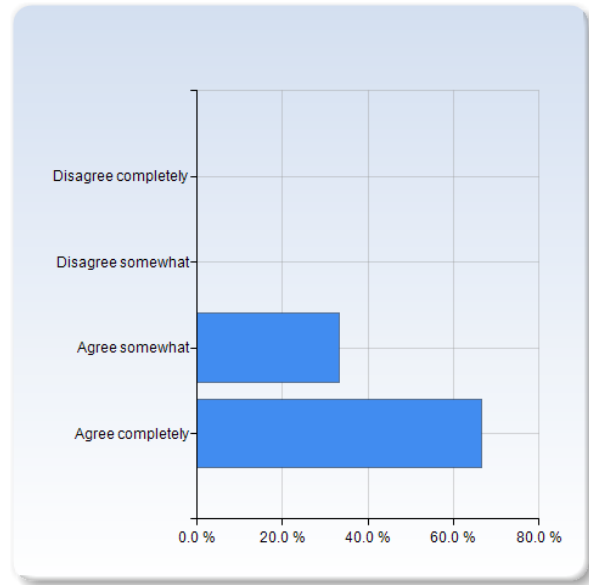
It was clear throughout the course what was expected of me	Number of Responses
Disagree completely	0 (0.0%)
Disagree somewhat	0 (0.0%)
Agree somewhat	0 (0.0%)
Agree completely	3 (100.0%)
Total	3 (100.0%)



	Mean	Standard Deviation
It was clear throughout the course what was expected of me	4.0	0.0

The course had a reasonable workload

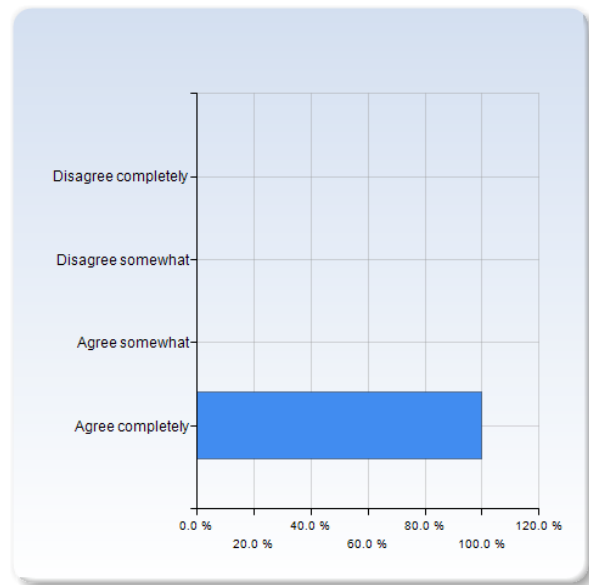
The course had a reasonable workload	Number of Responses
Disagree completely	0 (0.0%)
Disagree somewhat	0 (0.0%)
Agree somewhat	1 (33.3%)
Agree completely	2 (66.7%)
Total	3 (100.0%)



	Mean	Standard Deviation
The course had a reasonable workload	3.7	0.6

The homework/hand-ins/projects really helped my learning

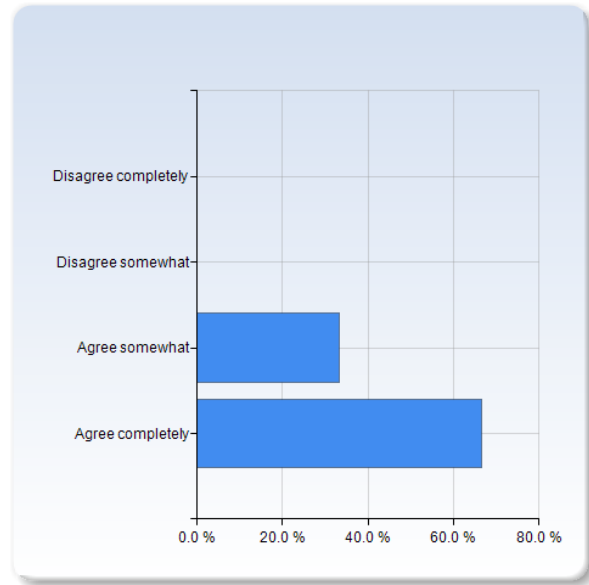
The homework/hand-ins/projects really helped my learning	Number of Responses
Disagree completely	0 (0.0%)
Disagree somewhat	0 (0.0%)
Agree somewhat	0 (0.0%)
Agree completely	3 (100.0%)
Total	3 (100.0%)



	Mean	Standard Deviation
The homework/hand-ins/projects really helped my learning	4.0	0.0

The course literature really helped my learning

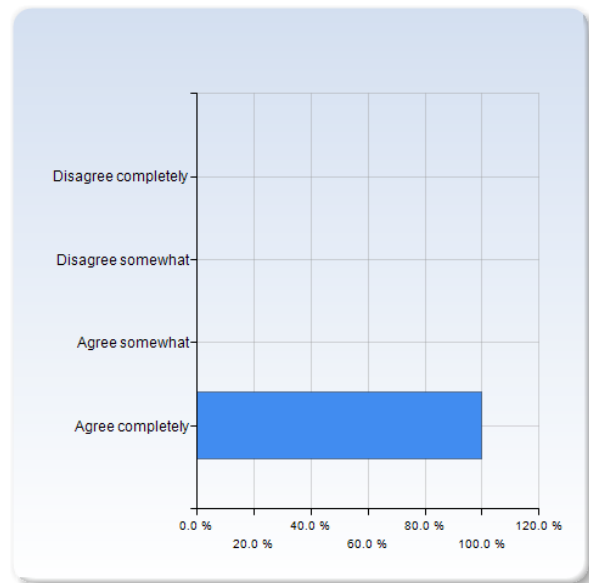
The course literature really helped my learning	Number of Responses
Disagree completely	0 (0.0%)
Disagree somewhat	0 (0.0%)
Agree somewhat	1 (33.3%)
Agree completely	2 (66.7%)
Total	3 (100.0%)



	Mean	Standard Deviation
The course literature really helped my learning	3.7	0.6

The contents and level of the examination matched the contents and level of the course

The contents and level of the examination matched the contents and level of the course	Number of Responses
Disagree completely	0 (0.0%)
Disagree somewhat	0 (0.0%)
Agree somewhat	0 (0.0%)
Agree completely	3 (100.0%)
Total	3 (100.0%)

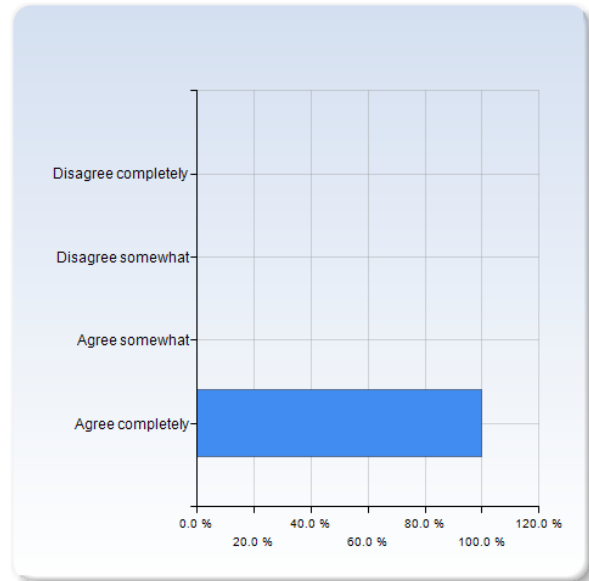


	Mean	Standard Deviation
The contents and level of the examination matched the contents and level of the course	4.0	0.0

On the development of generic skills

As a result this course, I feel confident about tackling unfamiliar problems

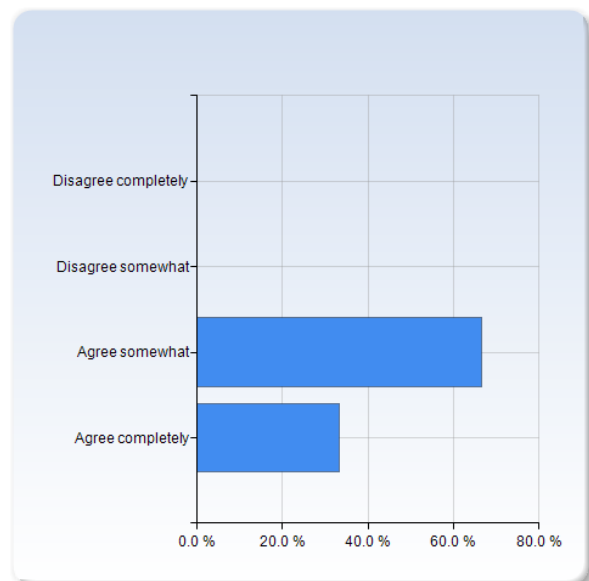
As a result this course, I feel confident about tackling unfamiliar problems	Number of Responses
Disagree completely	0 (0.0%)
Disagree somewhat	0 (0.0%)
Agree somewhat	0 (0.0%)
Agree completely	3 (100.0%)
Total	3 (100.0%)



	Mean	Standard Deviation
As a result this course, I feel confident about tackling unfamiliar problems	4.0	0.0

As a result this course, I feel more confident working on mathematical problems as part of a group

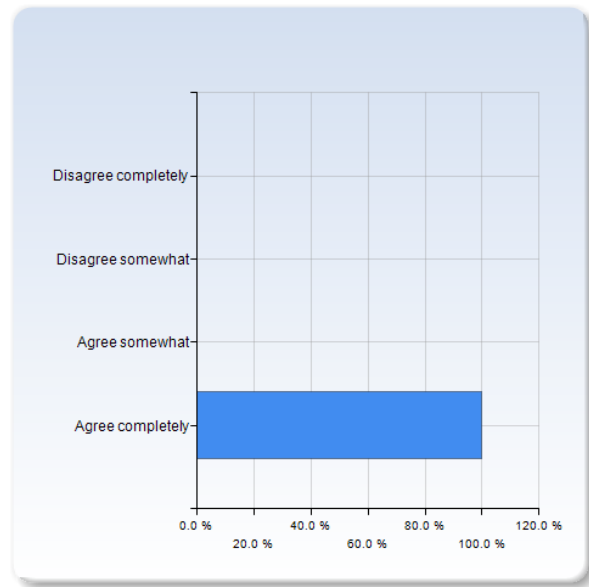
As a result this course, I feel more confident working on mathematical problems as part of a group	Number of Responses
Disagree completely	0 (0.0%)
Disagree somewhat	0 (0.0%)
Agree somewhat	2 (66.7%)
Agree completely	1 (33.3%)
Total	3 (100.0%)



	Mean	Standard Deviation
As a result this course, I feel more confident working on mathematical problems as part of a group	3.3	0.6

The course has increased my ability to read a mathematical text

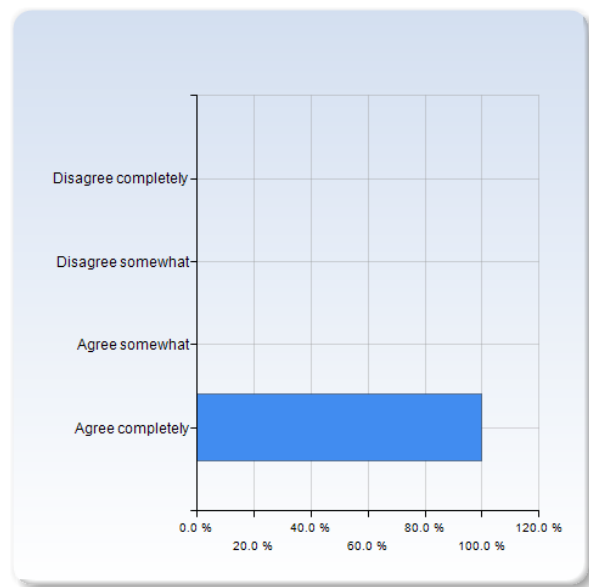
The course has increased my ability to read a mathematical text	Number of Responses
Disagree completely	0 (0.0%)
Disagree somewhat	0 (0.0%)
Agree somewhat	0 (0.0%)
Agree completely	3 (100.0%)
Total	3 (100.0%)



	Mean	Standard Deviation
The course has increased my ability to read a mathematical text	4.0	0.0

The course has increased my ability to communicate mathematics in writing

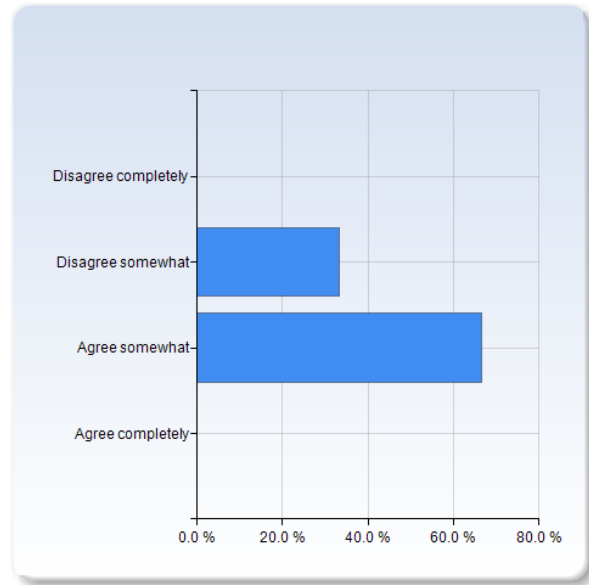
The course has increased my ability to communicate mathematics in writing	Number of Responses
Disagree completely	0 (0.0%)
Disagree somewhat	0 (0.0%)
Agree somewhat	0 (0.0%)
Agree completely	3 (100.0%)
Total	3 (100.0%)



	Mean	Standard Deviation
The course has increased my ability to communicate mathematics in writing	4.0	0.0

The course has increased my ability to communicate mathematics orally

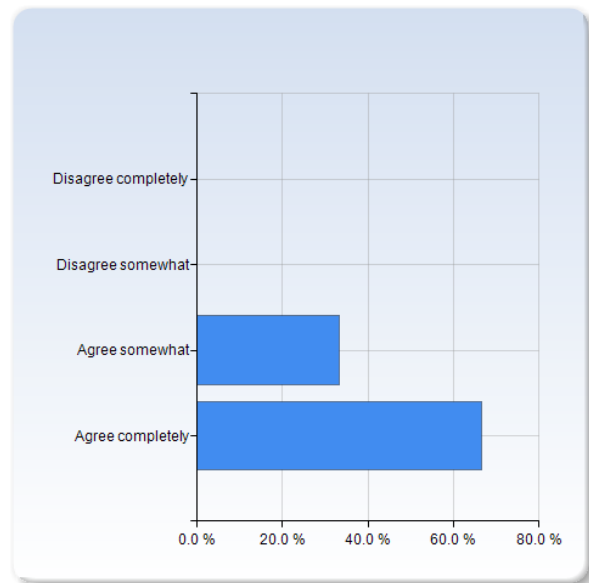
The course has increased my ability to communicate mathematics orally	Number of Responses
Disagree completely	0 (0.0%)
Disagree somewhat	1 (33.3%)
Agree somewhat	2 (66.7%)
Agree completely	0 (0.0%)
Total	3 (100.0%)



	Mean	Standard Deviation
The course has increased my ability to communicate mathematics orally	2.7	0.6

In conclusion

Overall I was satisfied with the quality of the course	Number of Responses
Disagree completely	0 (0.0%)
Disagree somewhat	0 (0.0%)
Agree somewhat	1 (33.3%)
Agree completely	2 (66.7%)
Total	3 (100.0%)



	Mean	Standard Deviation
Overall I was satisfied with the quality of the course	3.7	0.6