

## Summary for Group and Ring Theory, Spring semester 2021

**Course responsible:** Arne Meurman

**Other teachers:** None

**Number of students:** 27

**Grade at first exam:** 3 V, 2 G, 3 U

### Evaluation

**Report on the course evaluation:** See separate file.

**Teachers comment:** The course appears to have worked well for the majority of the students. Due to the pandemic, the course was taught over Zoom, which made it difficult for the students.

**Evaluation of changes since last time the course was given:** There were no changes in the course content since 2020.

**Suggestion of changes until next time the course is given:** No change in the course content is suggested. Hopefully the course can be taught with regular lectures.

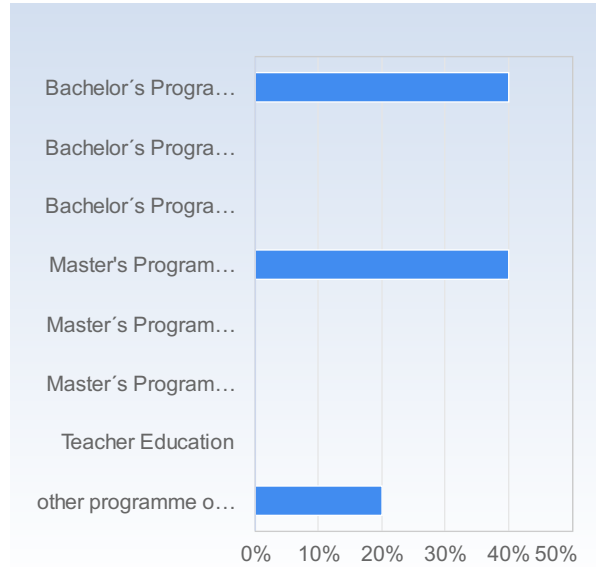
**Responsible, and date for this summary:** Arne Meurman, June 16, 2021.

# Group and Ring Theory 2021

Answer Count: 5

## I have studied this course as part of

I have studied this course as part of	Number of responses
Bachelor's Programme in Mathematics	2 (40,0%)
Bachelor's Programme in Physics, Theoretical Physics, Astronomy	0 (0,0%)
Bachelor's Programme, other specialization	0 (0,0%)
Master's Programme in Mathematics	2 (40,0%)
Master's Programme in Mathematical Statistics	0 (0,0%)
Master's Programme, other specialization	0 (0,0%)
Teacher Education	0 (0,0%)
other programme or as stand alone course	1 (20,0%)
Total	5 (100,0%)

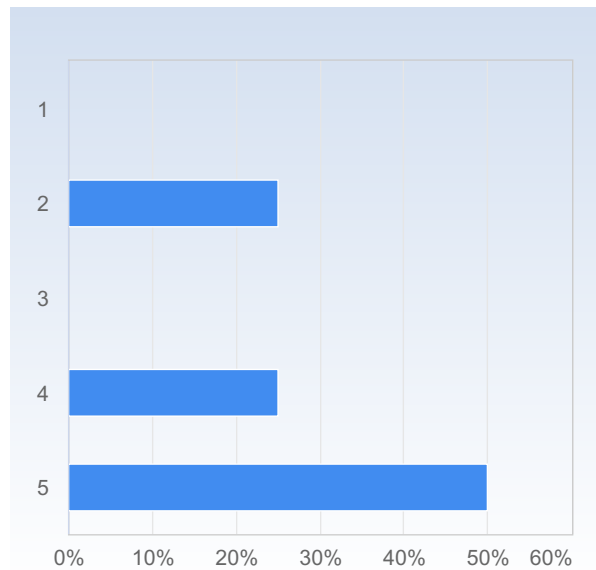


I have studied this course as part of	Mean	Standard Deviation
	3,6	2,9

On the scale 1-5 select the option that best matches your opinion: 1= disagree completely → 3= partly agree → 5= agree completely

**2. My prior knowledge has been sufficient to assimilate the contents of this course.**

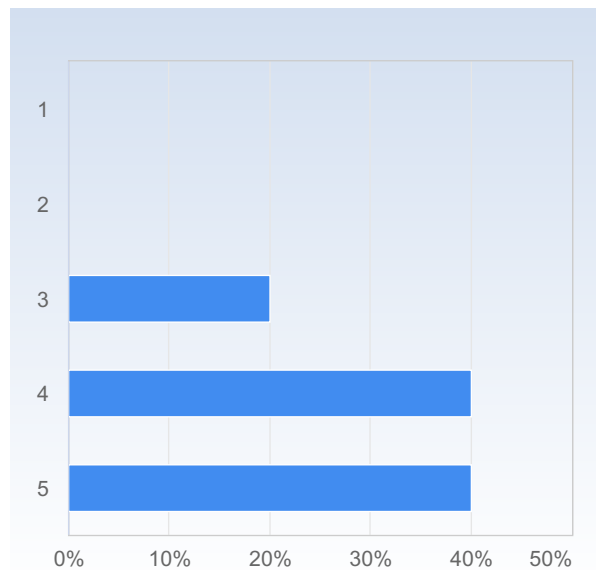
2. My prior knowledge has been sufficient to assimilate the contents of this course.	Number of responses
1	0 (0,0%)
2	1 (25,0%)
3	0 (0,0%)
4	1 (25,0%)
5	2 (50,0%)
Total	4 (100,0%)



2. My prior knowledge has been sufficient to assimilate the contents of this course.	Mean	Standard Deviation
	4,0	1,4

**3. I have participated actively in the course.**

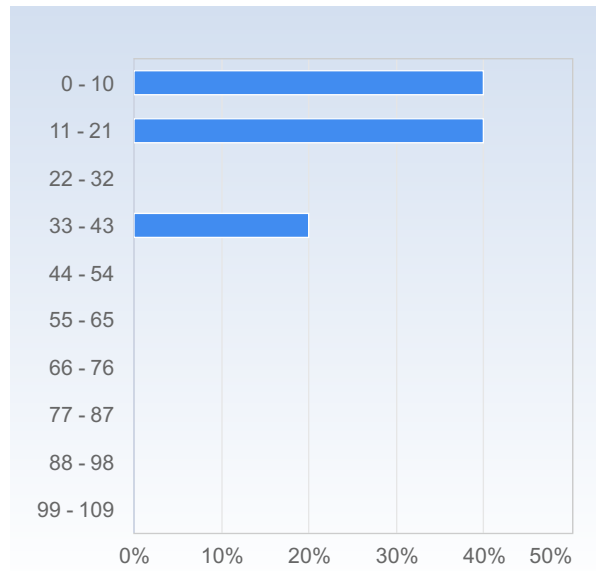
3. I have participated actively in the course.	Number of responses
1	0 (0,0%)
2	0 (0,0%)
3	1 (20,0%)
4	2 (40,0%)
5	2 (40,0%)
Total	5 (100,0%)



3. I have participated actively in the course.	Mean	Standard Deviation
	4,2	0,8

**Average number of hours spent in total on the course per week (including scheduled activities):**

Average number of hours spent in total on the course per week (including scheduled activities):	Number of responses
0 - 10	2 (40,0%)
11 - 21	2 (40,0%)
22 - 32	0 (0,0%)
33 - 43	1 (20,0%)
44 - 54	0 (0,0%)
55 - 65	0 (0,0%)
66 - 76	0 (0,0%)
77 - 87	0 (0,0%)
88 - 98	0 (0,0%)
99 - 109	0 (0,0%)
Total	5 (100,0%)



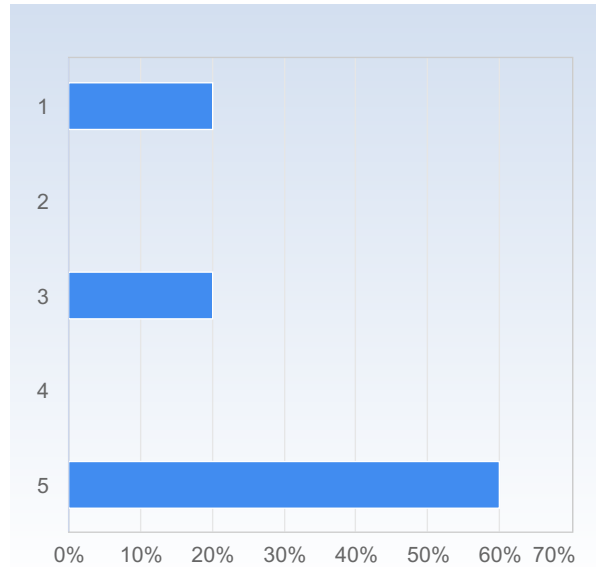
Average number of hours spent in total on the course per week (including scheduled activities):	Mean	Standard Deviation
	18,0	13,5

## The course in general

On the scale 1-5 select the option that best matches your opinion: 1= disagree completely → 3= partly agree → 5= agree completely

The way the course was taught and organised suited me.

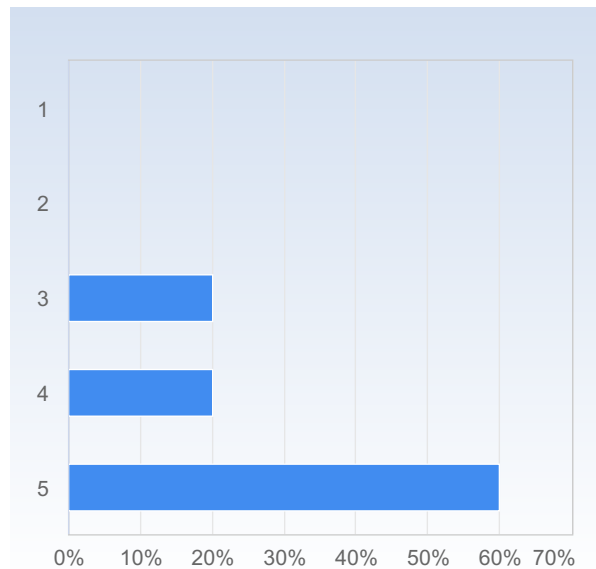
The way the course was taught and organised suited me.	Number of responses
1	1 (20,0%)
2	0 (0,0%)
3	1 (20,0%)
4	0 (0,0%)
5	3 (60,0%)
Total	5 (100,0%)



	Mean	Standard Deviation
The way the course was taught and organised suited me.	3,8	1,8

The number of teacher lead activities (lectures, seminars etc.) has been satisfactory.

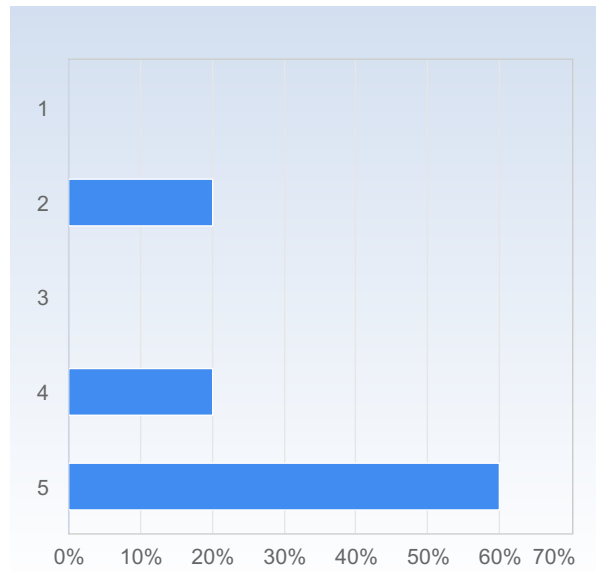
The number of teacher lead activities (lectures, seminars etc.) has been satisfactory.	Number of responses
1	0 (0,0%)
2	0 (0,0%)
3	1 (20,0%)
4	1 (20,0%)
5	3 (60,0%)
Total	5 (100,0%)



	Mean	Standard Deviation
The number of teacher lead activities (lectures, seminars etc.) has been satisfactory.	4,4	0,9

### The lectures were valuable for my learning.

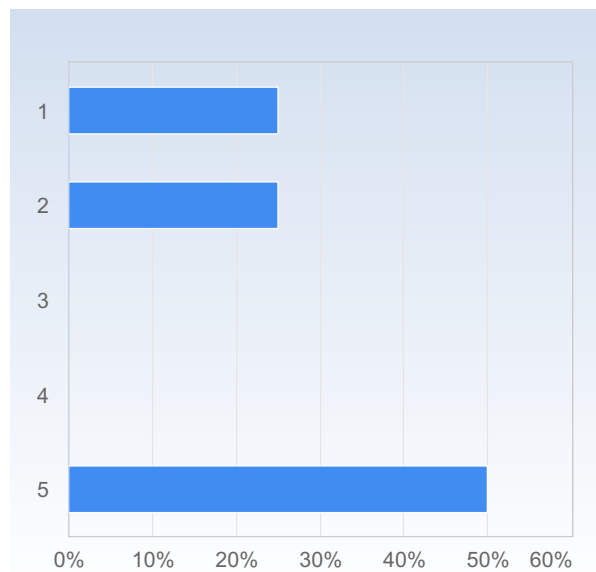
The lectures were valuable for my learning.	Number of responses
1	0 (0,0%)
2	1 (20,0%)
3	0 (0,0%)
4	1 (20,0%)
5	3 (60,0%)
Total	5 (100,0%)



The lectures were valuable for my learning.	Mean	Standard Deviation
	4,2	1,3

### The seminars were valuable for my learning.

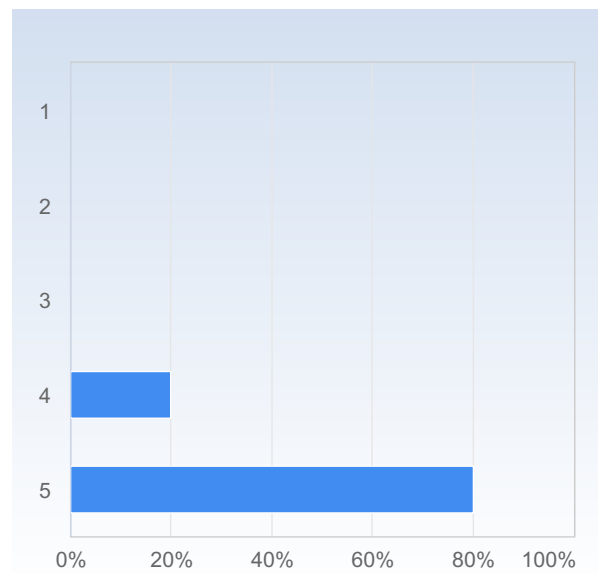
The seminars were valuable for my learning.	Number of responses
1	1 (25,0%)
2	1 (25,0%)
3	0 (0,0%)
4	0 (0,0%)
5	2 (50,0%)
Total	4 (100,0%)



	Mean	Standard Deviation
The seminars were valuable for my learning.	3,3	2,1

### Studying on my own was valuable for my learning.

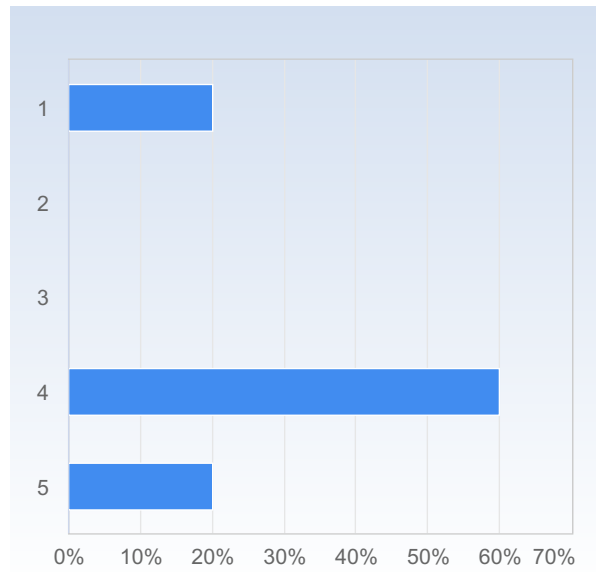
Studying on my own was valuable for my learning.	Number of responses
1	0 (0,0%)
2	0 (0,0%)
3	0 (0,0%)
4	1 (20,0%)
5	4 (80,0%)
Total	5 (100,0%)



	Mean	Standard Deviation
Studying on my own was valuable for my learning.	4,8	0,4

**The course literature/material was a valuable learning resource.**

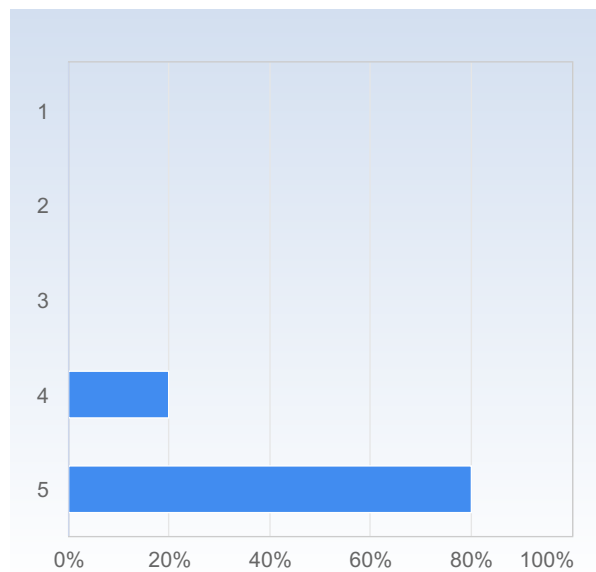
The course literature/material was a valuable learning resource.	Number of responses
1	1 (20,0%)
2	0 (0,0%)
3	0 (0,0%)
4	3 (60,0%)
5	1 (20,0%)
Total	5 (100,0%)



The course literature/material was a valuable learning resource.	Mean	Standard Deviation
	3,6	1,5

**The information I received before the course start was satisfactory.**

The information I received before the course start was satisfactory.	Number of responses
1	0 (0,0%)
2	0 (0,0%)
3	0 (0,0%)
4	1 (20,0%)
5	4 (80,0%)
Total	5 (100,0%)

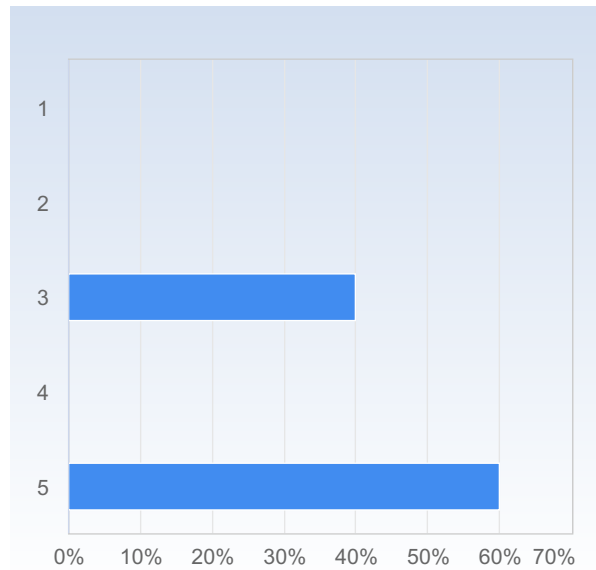


The information I received before the course start was satisfactory.	Mean	Standard Deviation
	4,8	0,4



**The communication with the teaching staff during the course was good.**

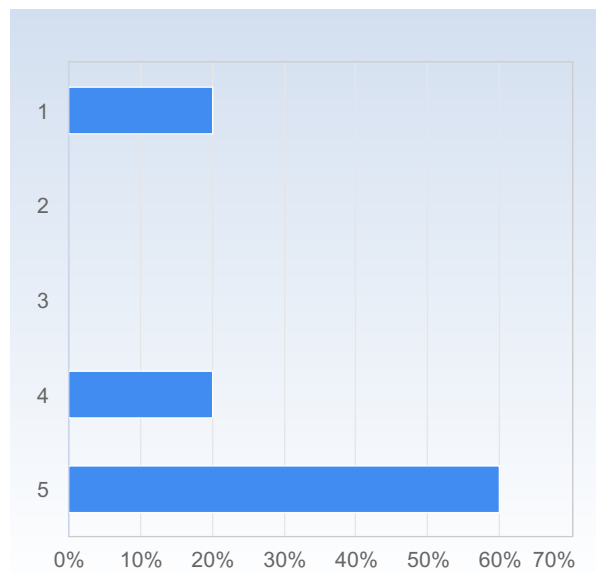
The communication with the teaching staff during the course was good.	Number of responses
1	0 (0,0%)
2	0 (0,0%)
3	2 (40,0%)
4	0 (0,0%)
5	3 (60,0%)
Total	5 (100,0%)



The communication with the teaching staff during the course was good.	Mean	Standard Deviation
	4,2	1,1

**It was clear throughout the course what was expected of me.**

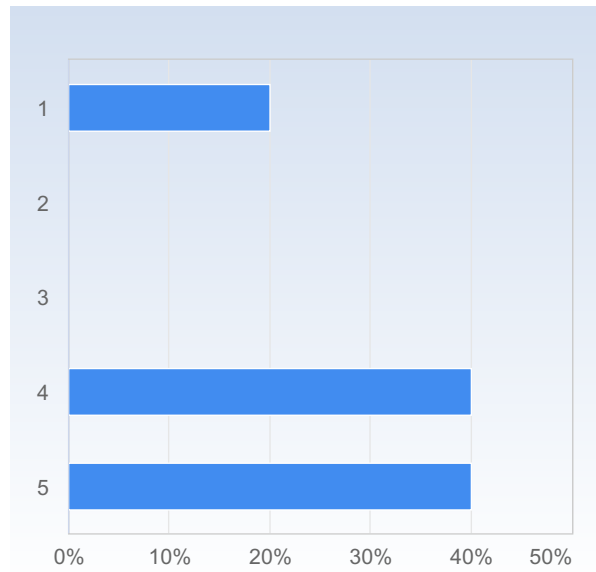
It was clear throughout the course what was expected of me.	Number of responses
1	1 (20,0%)
2	0 (0,0%)
3	0 (0,0%)
4	1 (20,0%)
5	3 (60,0%)
Total	5 (100,0%)



It was clear throughout the course what was expected of me.	Mean	Standard Deviation
	4,0	1,7

### I have received valuable feedback from my teacher/teachers during the course.

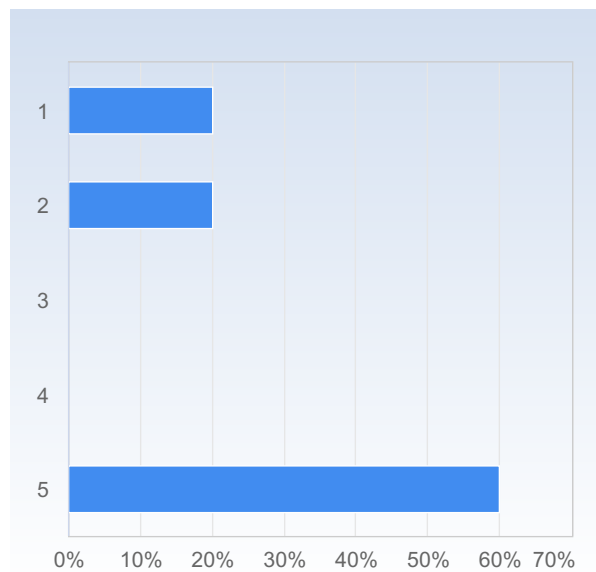
I have received valuable feedback from my teacher /teachers during the course.	Number of responses
1	1 (20,0%)
2	0 (0,0%)
3	0 (0,0%)
4	2 (40,0%)
5	2 (40,0%)
Total	5 (100,0%)



I have received valuable feedback from my teacher/teachers during the course.	Mean	Standard Deviation
	3,8	1,6

### The course had a reasonable workload.

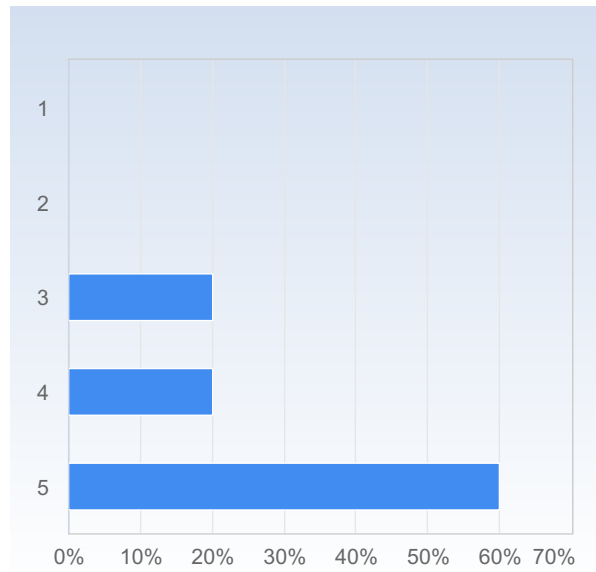
The course had a reasonable workload.	Number of responses
1	1 (20,0%)
2	1 (20,0%)
3	0 (0,0%)
4	0 (0,0%)
5	3 (60,0%)
Total	5 (100,0%)



The course had a reasonable workload.	Mean	Standard Deviation
	3,6	1,9

**The workload was evenly distributed throughout the course.**

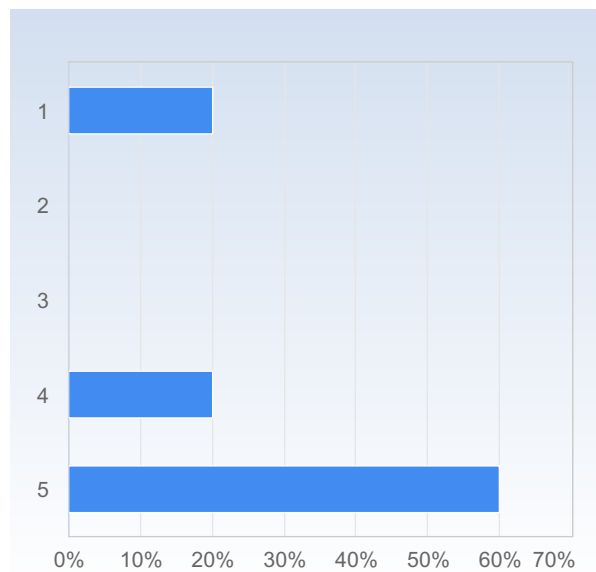
The workload was evenly distributed throughout the course.	Number of responses
1	0 (0,0%)
2	0 (0,0%)
3	1 (20,0%)
4	1 (20,0%)
5	3 (60,0%)
Total	5 (100,0%)



The workload was evenly distributed throughout the course.	Mean	Standard Deviation
	4,4	0,9

**The examination matched the contents and level of the course.**

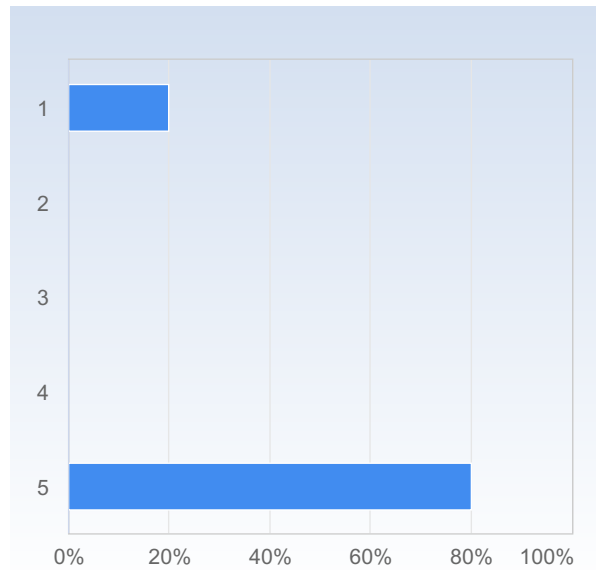
The examination matched the contents and level of the course.	Number of responses
1	1 (20,0%)
2	0 (0,0%)
3	0 (0,0%)
4	1 (20,0%)
5	3 (60,0%)
Total	5 (100,0%)



The examination matched the contents and level of the course.	Mean	Standard Deviation
	4,0	1,7

**Overall, I am satisfied with the course.**

Overall, I am satisfied with the course.	Number of responses
1	1 (20,0%)
2	0 (0,0%)
3	0 (0,0%)
4	0 (0,0%)
5	4 (80,0%)
Total	5 (100,0%)

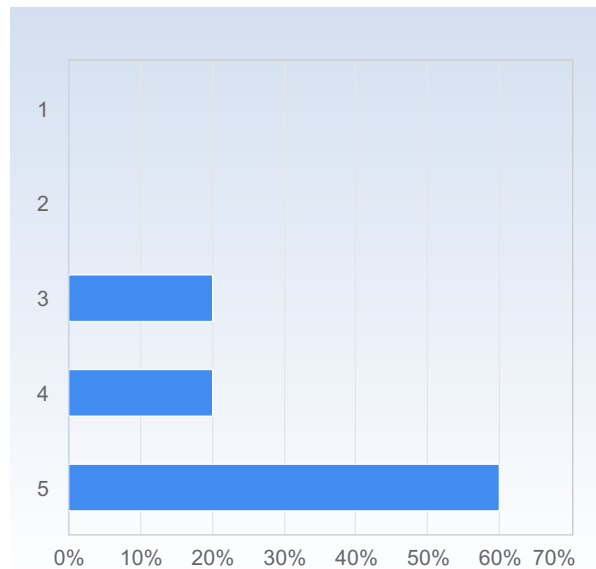


	Mean	Standard Deviation
Overall, I am satisfied with the course.	4,2	1,8

**On the development of generic skills**

**On a scale 1-5 select the option that best matches your opinion: 1= disagree completely → 3= partly agree → 5= agree completely**  
**The course has increased my ability to read a mathematical text.**

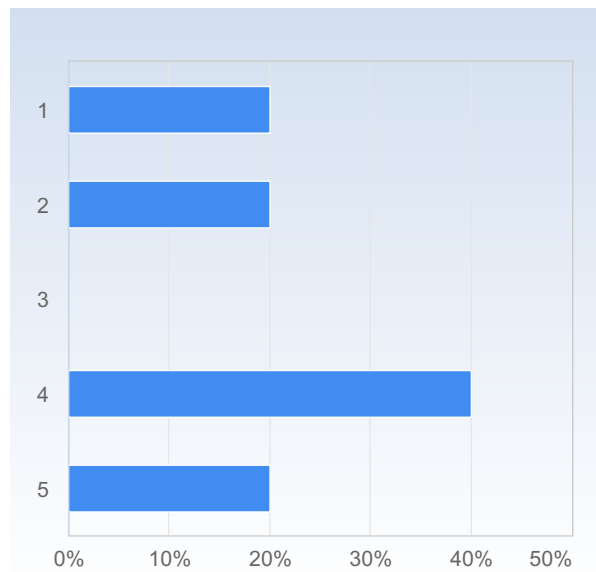
The course has increased my ability to read a mathematical text.	Number of responses
1	0 (0,0%)
2	0 (0,0%)
3	1 (20,0%)
4	1 (20,0%)
5	3 (60,0%)
Total	5 (100,0%)



	Mean	Standard Deviation
The course has increased my ability to read a mathematical text.	4,4	0,9

### The course has increased my ability to communicate the subject in writing.

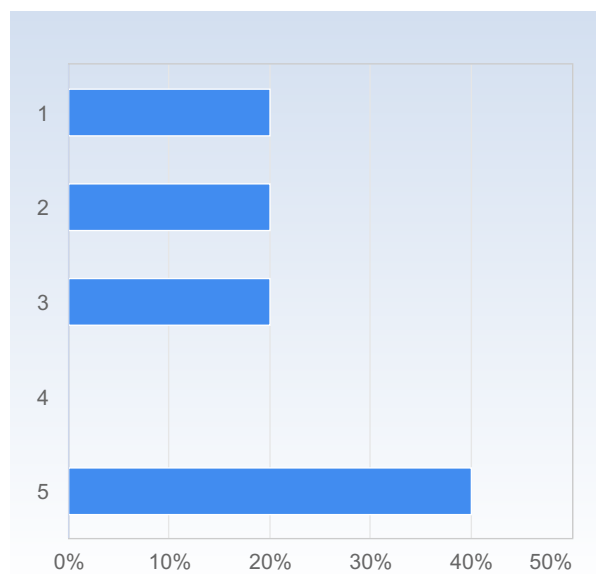
The course has increased my ability to communicate the subject in writing.	Number of responses
1	1 (20,0%)
2	1 (20,0%)
3	0 (0,0%)
4	2 (40,0%)
5	1 (20,0%)
Total	5 (100,0%)



The course has increased my ability to communicate the subject in writing.	Mean	Standard Deviation
	3,2	1,6

### The course has increased my ability to communicate the subject orally.

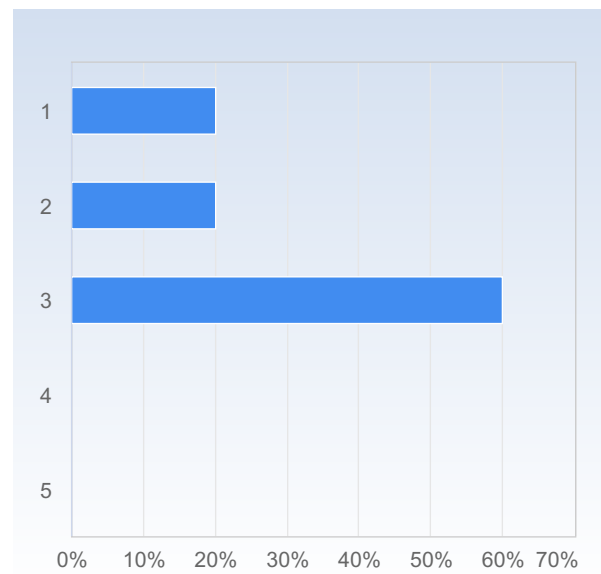
The course has increased my ability to communicate the subject orally.	Number of responses
1	1 (20,0%)
2	1 (20,0%)
3	1 (20,0%)
4	0 (0,0%)
5	2 (40,0%)
Total	5 (100,0%)



	Mean	Standard Deviation
The course has increased my ability to communicate the subject orally.	3,2	1,8

### The course has increased my ability to cooperate.

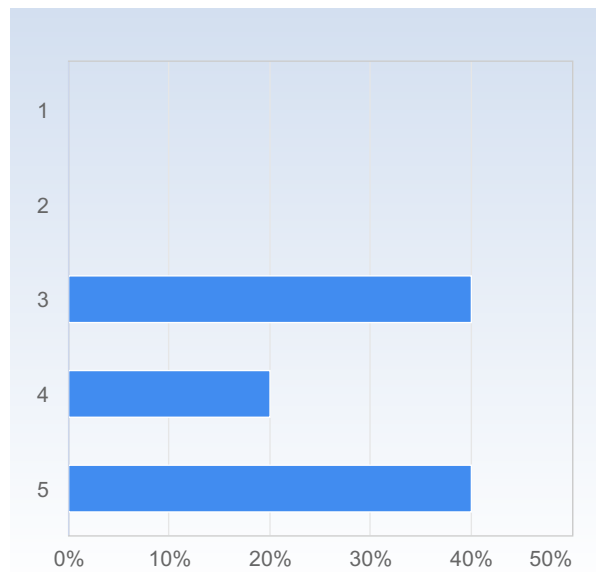
The course has increased my ability to cooperate.	Number of responses
1	1 (20,0%)
2	1 (20,0%)
3	3 (60,0%)
4	0 (0,0%)
5	0 (0,0%)
Total	5 (100,0%)



	Mean	Standard Deviation
The course has increased my ability to cooperate.	2,4	0,9

### The course has increased my ability to search and process information.

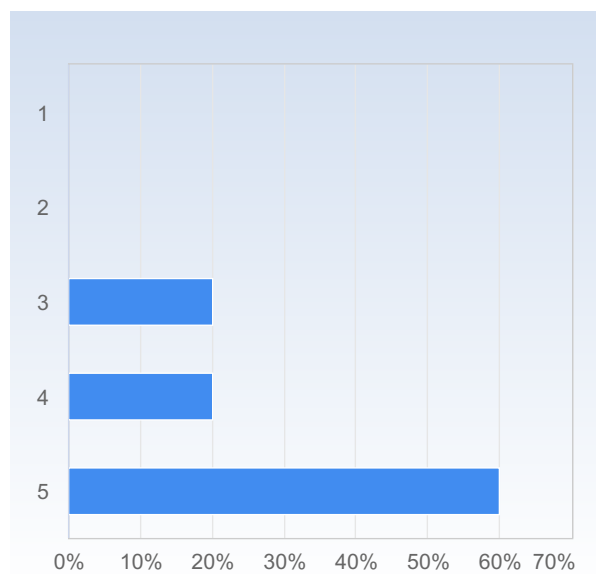
The course has increased my ability to search and process information.	Number of responses
1	0 (0,0%)
2	0 (0,0%)
3	2 (40,0%)
4	1 (20,0%)
5	2 (40,0%)
Total	5 (100,0%)



	Mean	Standard Deviation
The course has increased my ability to search and process information.	4,0	1,0

### The course has increased my ability to analyze and solve problems.

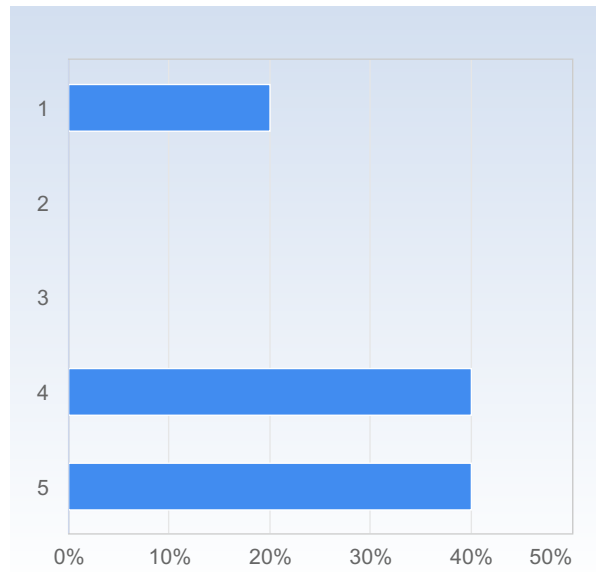
The course has increased my ability to analyze and solve problems.	Number of responses
1	0 (0,0%)
2	0 (0,0%)
3	1 (20,0%)
4	1 (20,0%)
5	3 (60,0%)
Total	5 (100,0%)



	Mean	Standard Deviation
The course has increased my ability to analyze and solve problems.	4,4	0,9

**As a result of this course, I feel confident about tackling unfamiliar problems.**

As a result of this course, I feel confident about tackling unfamiliar problems.	Number of responses
1	1 (20,0%)
2	0 (0,0%)
3	0 (0,0%)
4	2 (40,0%)
5	2 (40,0%)
Total	5 (100,0%)



As a result of this course, I feel confident about tackling unfamiliar problems.	Mean	Standard Deviation
As a result of this course, I feel confident about tackling unfamiliar problems.	3,8	1,6