

Kurssammanställning NUMN17 "Numerisk analys: Seminariekurs" vt 2021

Course responsible: Philipp Birken

Other teachers: -

Number of students: 4 registered students

Grades: 0 UK, 3 G.

Evaluation

I. Summary of Course Evaluation

Total number of answers: 1

Short summary of the result: Given that there was only one response, not much can be drawn from it. This student was however very satisfied with the course, giving a 4 or 5 on almost all questions.

This course was taught purely online.

II. Evaluation of changes since last time the course was given

The only change compared to last year was that this time, I was the only teacher. Nevertheless, the talks were announced to the whole Numerical analysis group and many participated in the lectures, which worked very well. We also gave the students more time to prepare their lectures. This worked well this time.

III. Proposed changes to the next time the course is given

No changes are proposed, except that the course will not be given online the next year.

2021-06-18, compiled by Philipp Birken

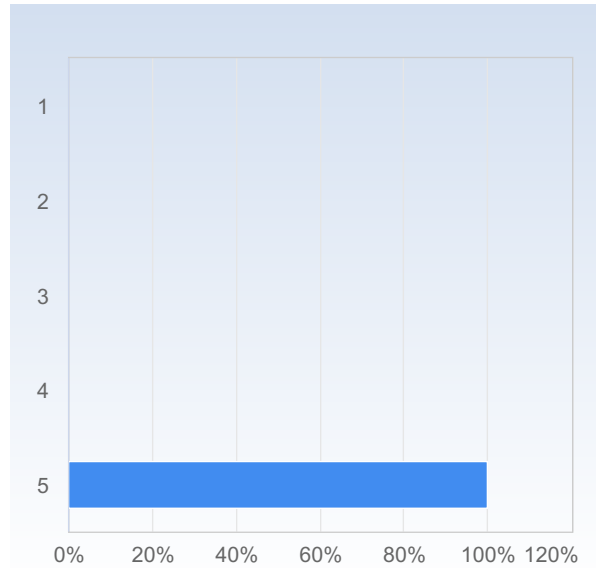
Seminar Course 2021

Answer Count: 1

On the scale 1-5 select the option that best matches your opinion: 1= disagree completely → 3= partly agree → 5= agree completely

2. My prior knowledge has been sufficient to assimilate the contents of this course.

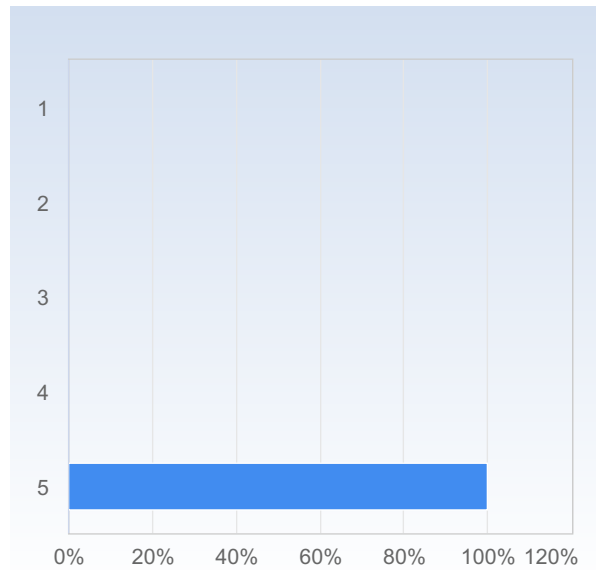
2. My prior knowledge has been sufficient to assimilate the contents of this course.	Number of responses
1	0 (0,0%)
2	0 (0,0%)
3	0 (0,0%)
4	0 (0,0%)
5	1 (100,0%)
Total	1 (100,0%)



	Mean	Standard Deviation
2. My prior knowledge has been sufficient to assimilate the contents of this course.	5,0	0,0

3. I have participated actively in the course.

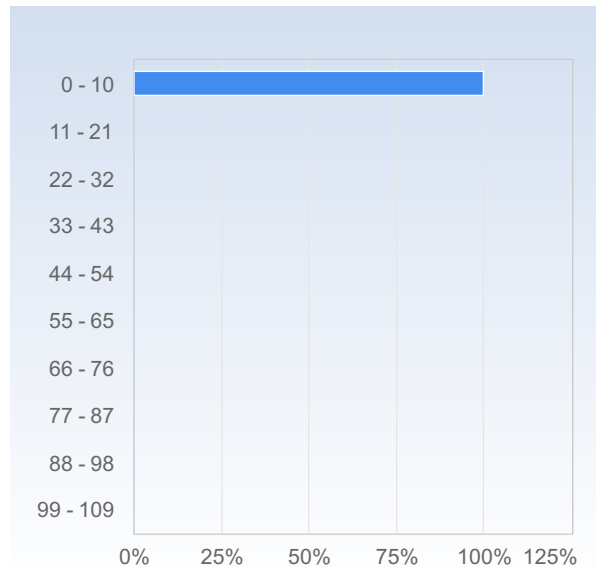
3. I have participated actively in the course.	Number of responses
1	0 (0,0%)
2	0 (0,0%)
3	0 (0,0%)
4	0 (0,0%)
5	1 (100,0%)
Total	1 (100,0%)



3. I have participated actively in the course.	Mean	Standard Deviation
	5,0	0,0

Average number of hours spent in total on the course per week (including scheduled activities):

Average number of hours spent in total on the course per week (including scheduled activities):	Number of responses
0 - 10	1 (100,0%)
11 - 21	0 (0,0%)
22 - 32	0 (0,0%)
33 - 43	0 (0,0%)
44 - 54	0 (0,0%)
55 - 65	0 (0,0%)
66 - 76	0 (0,0%)
77 - 87	0 (0,0%)
88 - 98	0 (0,0%)
99 - 109	0 (0,0%)
Total	1 (100,0%)



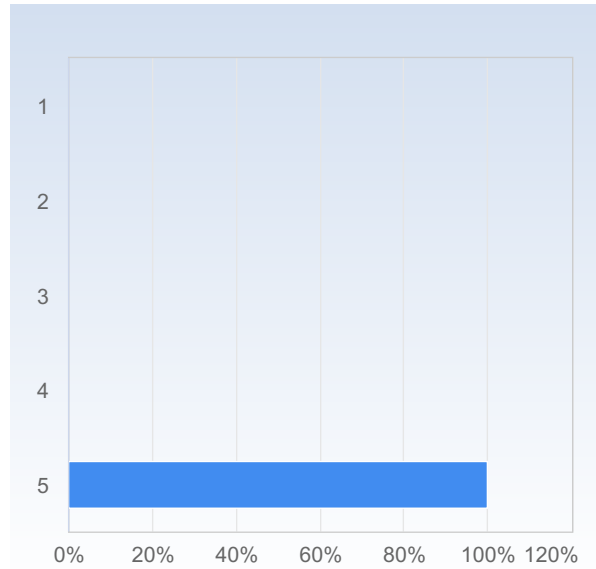
Average number of hours spent in total on the course per week (including scheduled activities):	Mean	Standard Deviation
	5,0	0,0

The course in general

On the scale 1-5 select the option that best matches your opinion: 1= disagree completely → 3= partly agree → 5= agree completely

The way the course was taught and organised suited me.

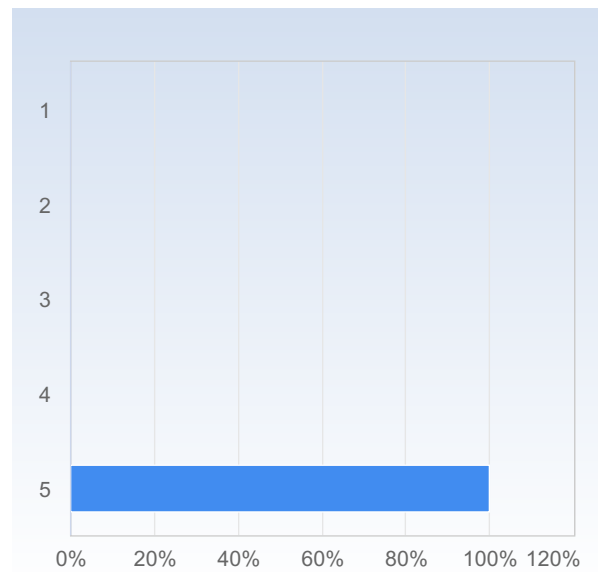
The way the course was taught and organised suited me.	Number of responses
1	0 (0,0%)
2	0 (0,0%)
3	0 (0,0%)
4	0 (0,0%)
5	1 (100,0%)
Total	1 (100,0%)



	Mean	Standard Deviation
The way the course was taught and organised suited me.	5,0	0,0

My lecture was valuable for my learning.

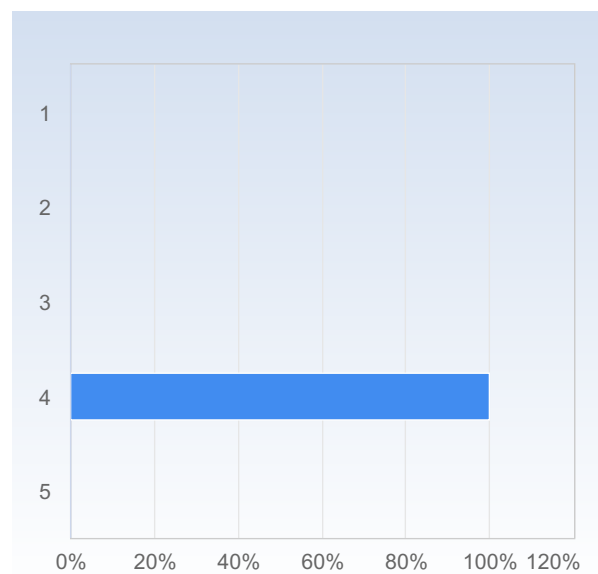
My lecture was valuable for my learning.	Number of responses
1	0 (0,0%)
2	0 (0,0%)
3	0 (0,0%)
4	0 (0,0%)
5	1 (100,0%)
Total	1 (100,0%)



My lecture was valuable for my learning.	Mean	Standard Deviation
My lecture was valuable for my learning.	5,0	0,0

The other lectures were valuable for my learning

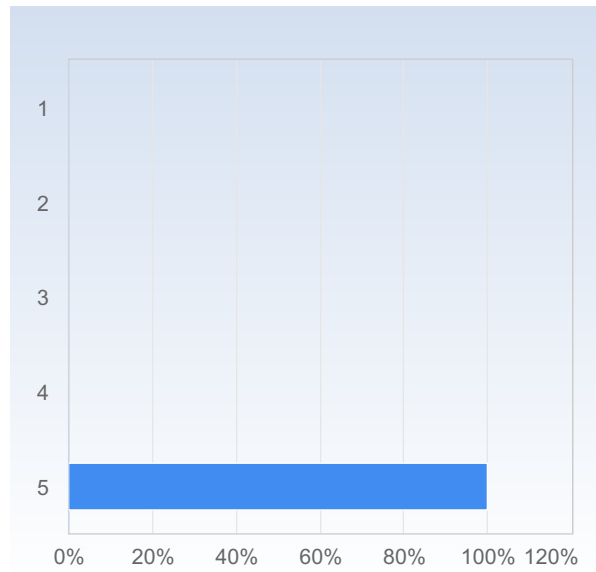
The other lectures were valuable for my learning	Number of responses
1	0 (0,0%)
2	0 (0,0%)
3	0 (0,0%)
4	1 (100,0%)
5	0 (0,0%)
Total	1 (100,0%)



The other lectures were valuable for my learning	Mean	Standard Deviation
The other lectures were valuable for my learning	4,0	0,0

The report was valuable for my learning.

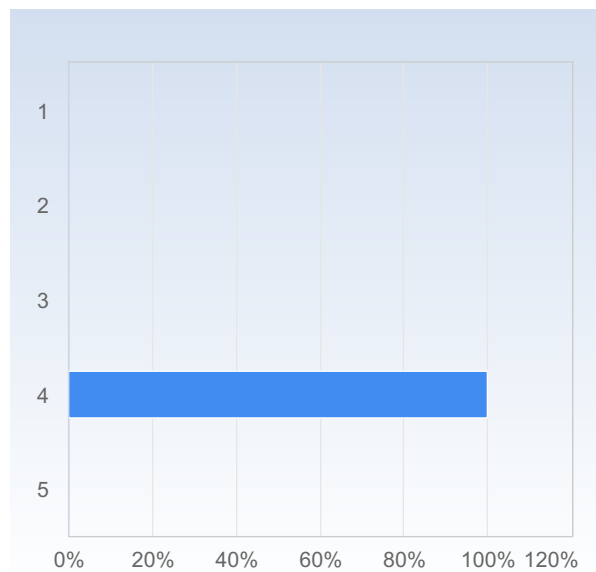
The report was valuable for my learning.	Number of responses
1	0 (0,0%)
2	0 (0,0%)
3	0 (0,0%)
4	0 (0,0%)
5	1 (100,0%)
Total	1 (100,0%)



The report was valuable for my learning.	Mean	Standard Deviation
	5,0	0,0

The information I received before the course start was satisfactory.

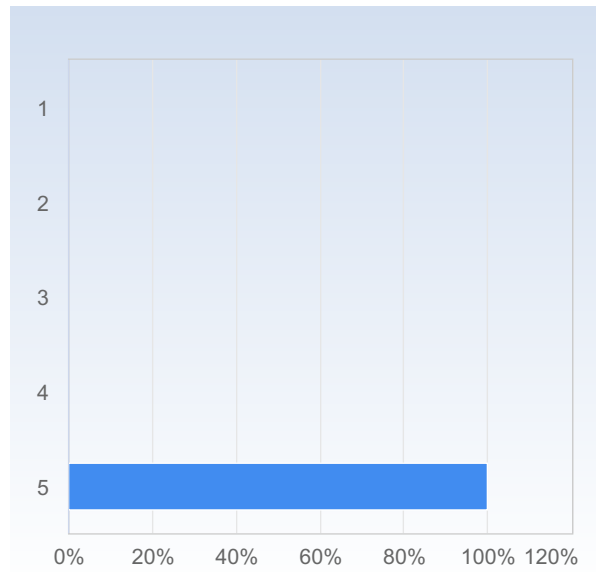
The information I received before the course start was satisfactory.	Number of responses
1	0 (0,0%)
2	0 (0,0%)
3	0 (0,0%)
4	1 (100,0%)
5	0 (0,0%)
Total	1 (100,0%)



The information I received before the course start was satisfactory.	Mean	Standard Deviation
	4,0	0,0

The communication with the teaching staff during the course was good.

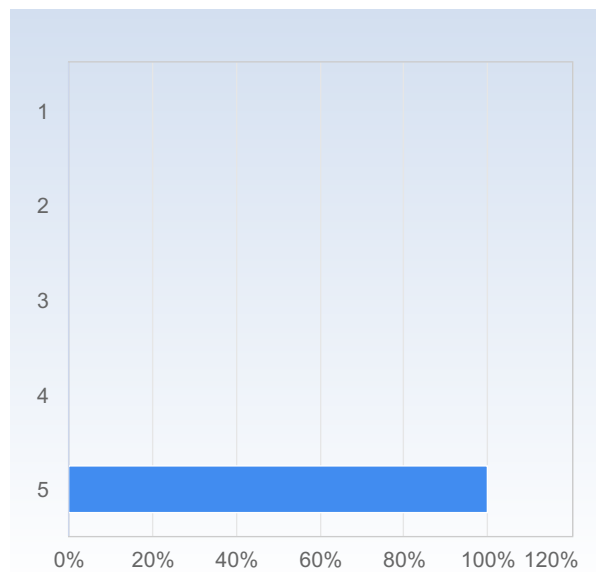
The communication with the teaching staff during the course was good.	Number of responses
1	0 (0,0%)
2	0 (0,0%)
3	0 (0,0%)
4	0 (0,0%)
5	1 (100,0%)
Total	1 (100,0%)



The communication with the teaching staff during the course was good.	Mean	Standard Deviation
	5,0	0,0

It was clear throughout the course what was expected of me.

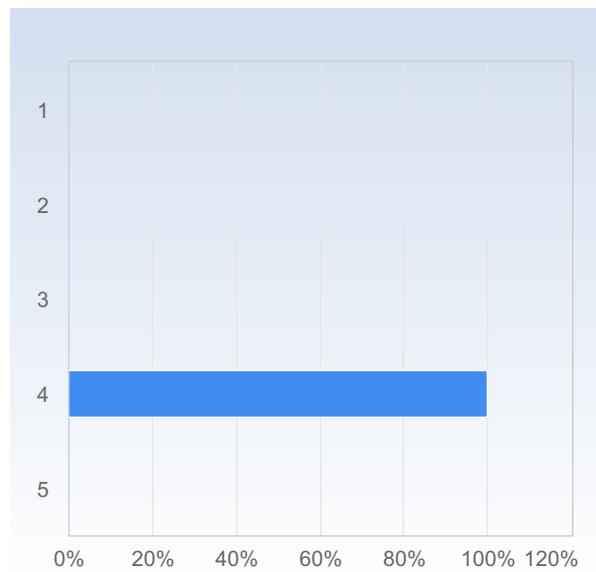
It was clear throughout the course what was expected of me.	Number of responses
1	0 (0,0%)
2	0 (0,0%)
3	0 (0,0%)
4	0 (0,0%)
5	1 (100,0%)
Total	1 (100,0%)



It was clear throughout the course what was expected of me.	Mean	Standard Deviation
	5,0	0,0

I have received valuable feedback from my teacher/teachers during the course.

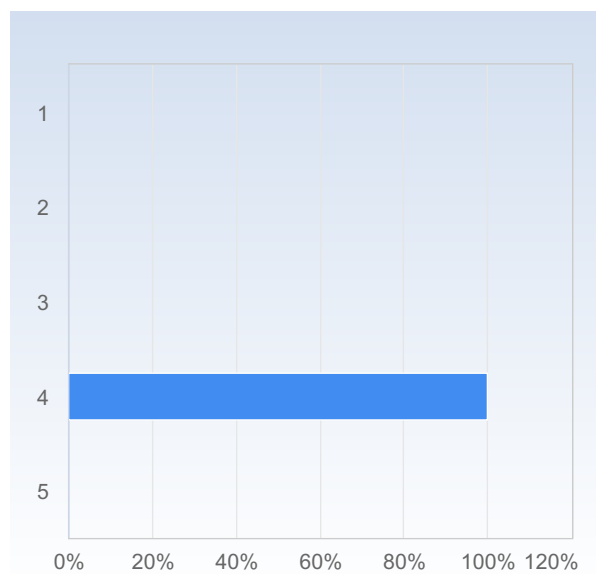
I have received valuable feedback from my teacher /teachers during the course.	Number of responses
1	0 (0,0%)
2	0 (0,0%)
3	0 (0,0%)
4	1 (100,0%)
5	0 (0,0%)
Total	1 (100,0%)



I have received valuable feedback from my teacher/teachers during the course.	Mean	Standard Deviation
	4,0	0,0

The course had a reasonable workload.

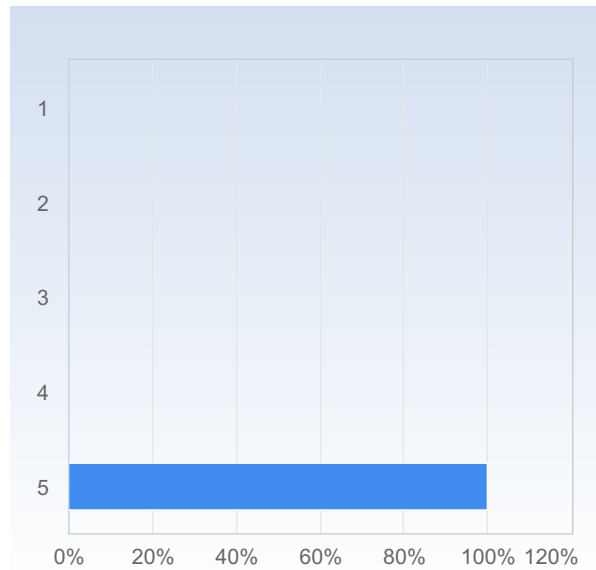
The course had a reasonable workload.	Number of responses
1	0 (0,0%)
2	0 (0,0%)
3	0 (0,0%)
4	1 (100,0%)
5	0 (0,0%)
Total	1 (100,0%)



The course had a reasonable workload.	Mean	Standard Deviation
	4,0	0,0

Overall, I am satisfied with the course.

Overall, I am satisfied with the course.	Number of responses
1	0 (0,0%)
2	0 (0,0%)
3	0 (0,0%)
4	0 (0,0%)
5	1 (100,0%)
Total	1 (100,0%)

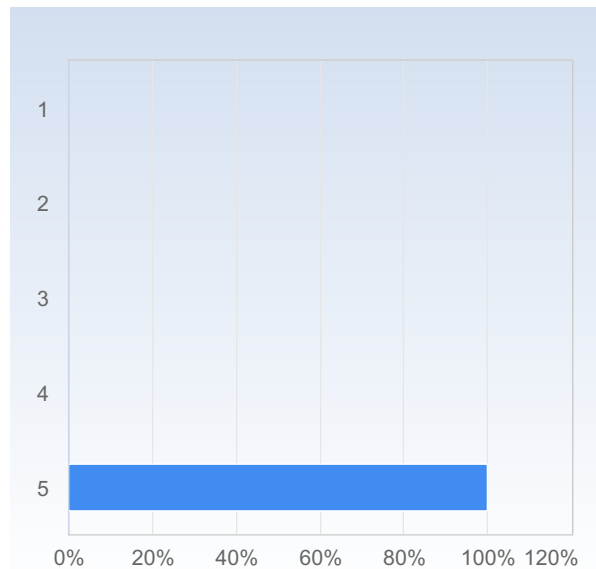


	Mean	Standard Deviation
Overall, I am satisfied with the course.	5,0	0,0

On the development of generic skills

On a scale 1-5 select the option that best matches your opinion: 1= disagree completely → 3= partly agree → 5= agree completely
The course has increased my ability to read a mathematical text.

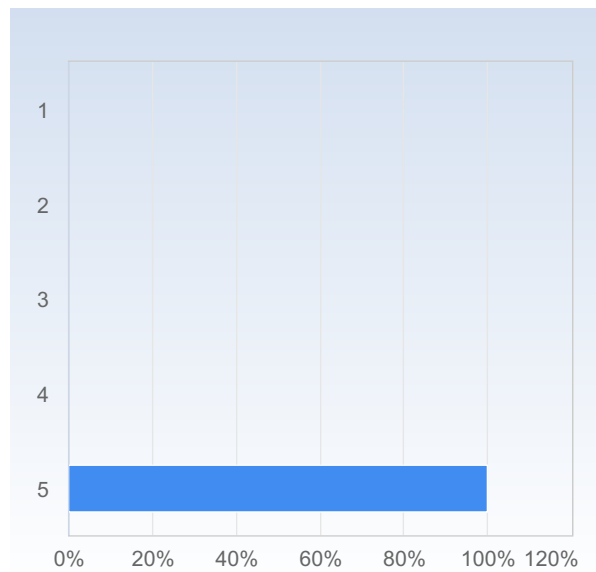
The course has increased my ability to read a mathematical text.	Number of responses
1	0 (0,0%)
2	0 (0,0%)
3	0 (0,0%)
4	0 (0,0%)
5	1 (100,0%)
Total	1 (100,0%)



	Mean	Standard Deviation
The course has increased my ability to read a mathematical text.	5,0	0,0

The course has increased my ability to communicate the subject in writing.

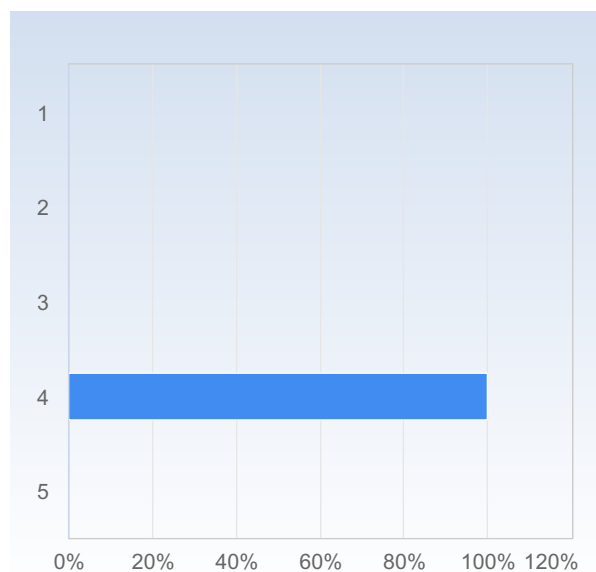
The course has increased my ability to communicate the subject in writing.	Number of responses
1	0 (0,0%)
2	0 (0,0%)
3	0 (0,0%)
4	0 (0,0%)
5	1 (100,0%)
Total	1 (100,0%)



	Mean	Standard Deviation
The course has increased my ability to communicate the subject in writing.	5,0	0,0

The course has increased my ability to communicate the subject orally.

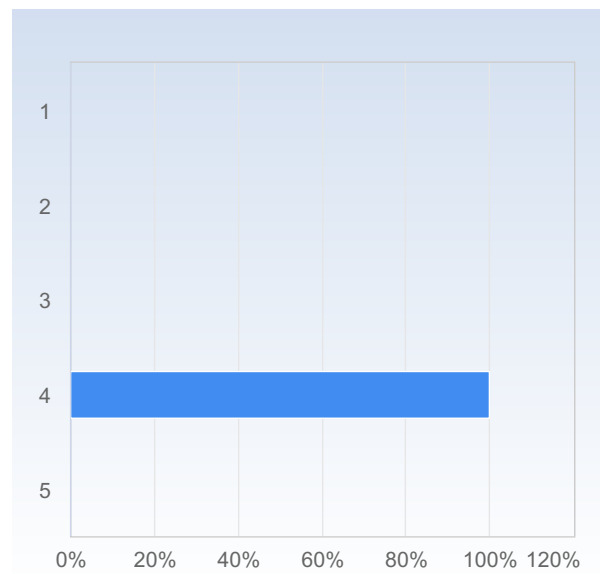
The course has increased my ability to communicate the subject orally.	Number of responses
1	0 (0,0%)
2	0 (0,0%)
3	0 (0,0%)
4	1 (100,0%)
5	0 (0,0%)
Total	1 (100,0%)



	Mean	Standard Deviation
The course has increased my ability to communicate the subject orally.	4,0	0,0

The course has increased my ability to collaborate.

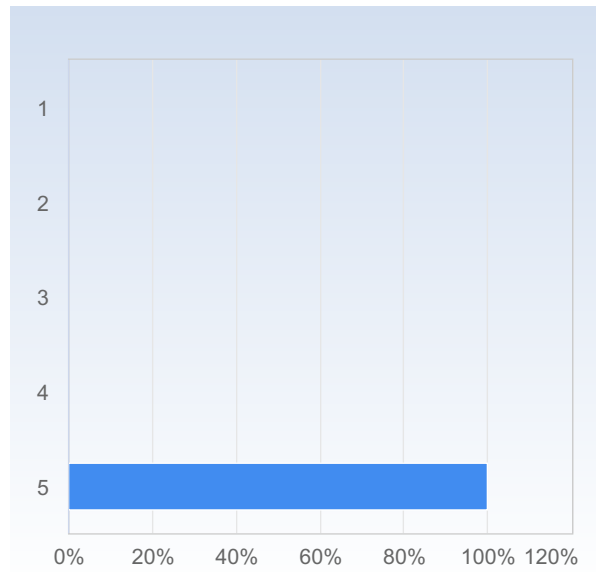
The course has increased my ability to collaborate.	Number of responses
1	0 (0,0%)
2	0 (0,0%)
3	0 (0,0%)
4	1 (100,0%)
5	0 (0,0%)
Total	1 (100,0%)



	Mean	Standard Deviation
The course has increased my ability to collaborate.	4,0	0,0

The course has increased my ability to search and process information.

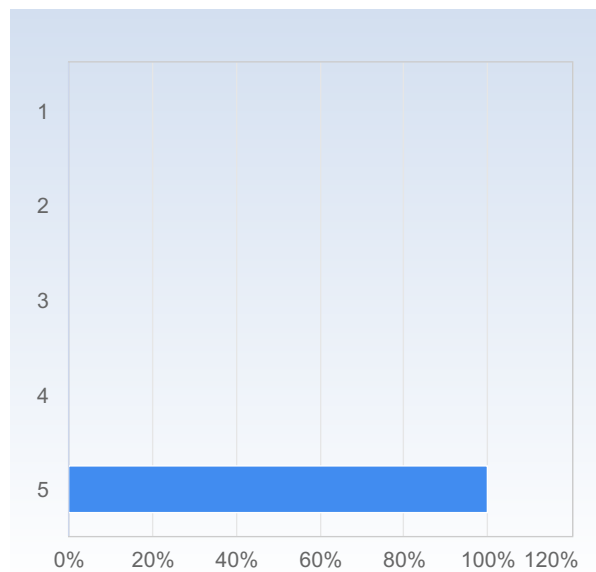
The course has increased my ability to search and process information.	Number of responses
1	0 (0,0%)
2	0 (0,0%)
3	0 (0,0%)
4	0 (0,0%)
5	1 (100,0%)
Total	1 (100,0%)



The course has increased my ability to search and process information.	Mean	Standard Deviation
	5,0	0,0

The course has increased my ability to analyze and solve problems.

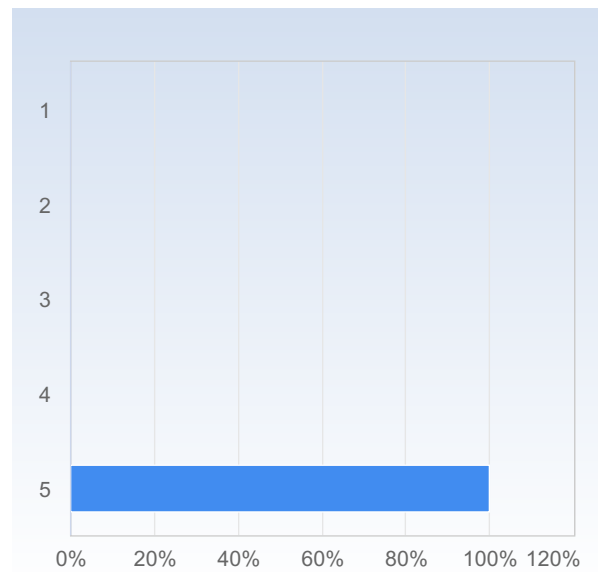
The course has increased my ability to analyze and solve problems.	Number of responses
1	0 (0,0%)
2	0 (0,0%)
3	0 (0,0%)
4	0 (0,0%)
5	1 (100,0%)
Total	1 (100,0%)



The course has increased my ability to analyze and solve problems.	Mean	Standard Deviation
	5,0	0,0

As a result of this course, I feel confident about tackling unfamiliar problems.

As a result of this course, I feel confident about tackling unfamiliar problems.	Number of responses
1	0 (0,0%)
2	0 (0,0%)
3	0 (0,0%)
4	0 (0,0%)
5	1 (100,0%)
Total	1 (100,0%)



As a result of this course, I feel confident about tackling unfamiliar problems.	Mean	Standard Deviation
	5,0	0,0

How did the online learning work for you in this course?

What did you appreciate most with the course?

What do you think should be improved?

Have you during this course experienced course literature, staff or teaching methods to be discriminatory in any way (gender, ethnicity, etc.)?