



LUNDS
UNIVERSITET

Matematikcentrum

Matematik NF

Kursbokslut, Course review MATM39, Integration Theory, spring term 2022

Course responsible: Marcus Carlsson

Number of students: 39.

Grades: 3 VG, 14 G. 31 exams were handed in during the two exams, some with repetition, so among active students the approval rate was above 55%.

Evaluation

7 students did the evaluation. The scores given on key questions are very positive.

Sammanfattning av kursvärderingen, student evaluation:

Students are overall happy with all parts of the course. For example the statement “the way the course was taught and organized suited me” got 4.2 out of 5, and the “overall satisfaction” mean was 4.5.

Lärarnas kommentarer, teachers comments:

On the explicit question of whether the flipped classroom technique suited the students, one wrote “Excellent” whereas two answers were slightly negative. However, given the overall positive rating of how the course was organized, and the fact that the quality of the lectures got 4.0, I presume that the majority are happy with this form of learning, although did most left the free text answer blank.

Evaluation of changes:

No changes.

Suggestion for changes:

The course is very demanding, and in my previous course evaluation I suggested that this should somehow be signalled to the students. However, the problem persists that some students taking this course do not have the necessary maturity to understand the material.

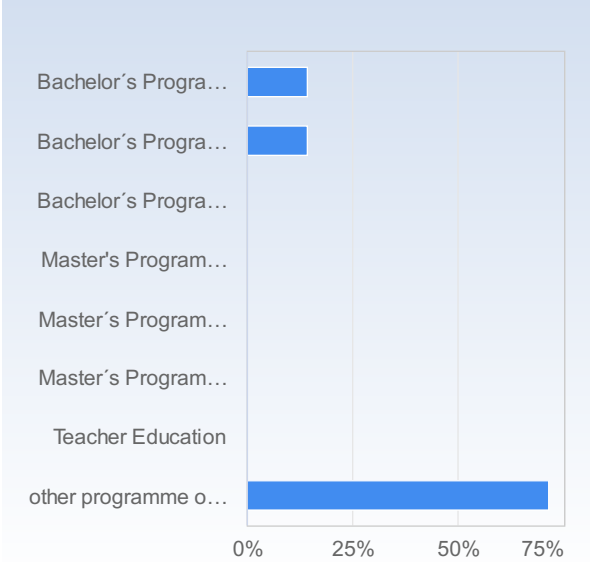
Evaluator: Marcus Carlsson.

Course evaluation Integration Theory spring 2022

Answer Count: 6

I have studied this course as part of

I have studied this course as part of	Number of responses
Bachelor's Programme in Mathematics	1 (16,7%)
Bachelor's Programme in Physics, Theoretical Physics, Astronomy	1 (16,7%)
Bachelor's Programme, other specialization	0 (0,0%)
Master's Programme in Mathematics	0 (0,0%)
Master's Programme in Mathematical Statistics	0 (0,0%)
Master's Programme, other specialization	0 (0,0%)
Teacher Education	0 (0,0%)
other programme or as stand alone course	5 (83,3%)
Total	7 (116,7%)

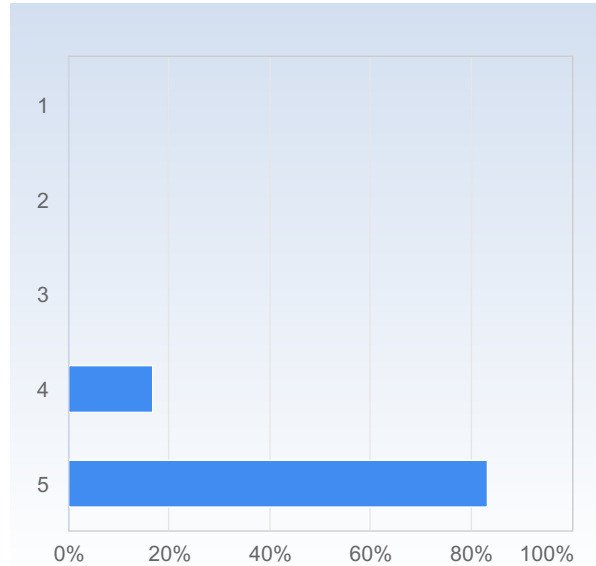


	Mean	Standard Deviation
I have studied this course as part of	6,1	3,2

On the scale 1-5 select the option that best matches your opinion: 1= disagree completely → 3= partly agree → 5= agree completely

2. My prior knowledge has been sufficient to assimilate the contents of this course.

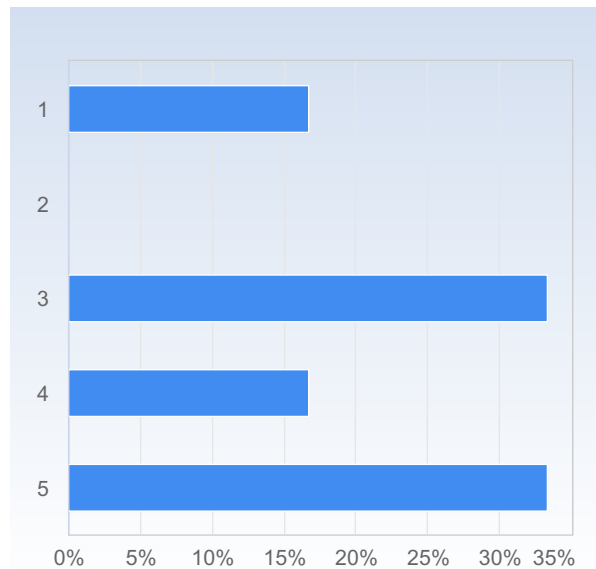
2. My prior knowledge has been sufficient to assimilate the contents of this course.	Number of responses
1	0 (0,0%)
2	0 (0,0%)
3	0 (0,0%)
4	1 (16,7%)
5	5 (83,3%)
Total	6 (100,0%)



2. My prior knowledge has been sufficient to assimilate the contents of this course.	Mean	Standard Deviation
	4,8	0,4

3. I have participated actively in the course.

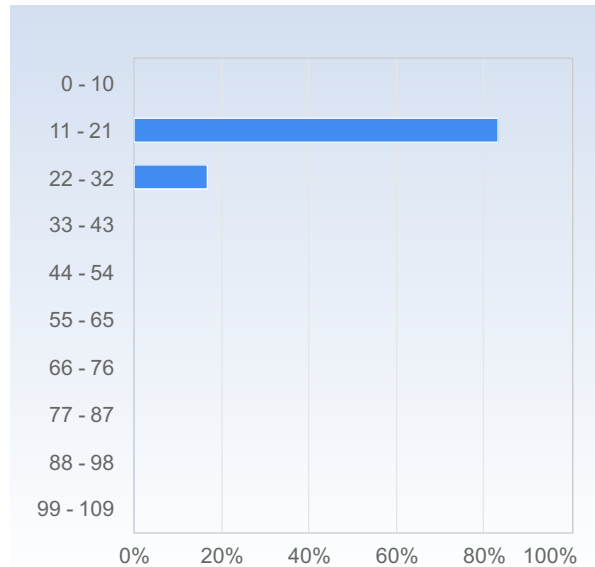
3. I have participated actively in the course.	Number of responses
1	1 (16,7%)
2	0 (0,0%)
3	2 (33,3%)
4	1 (16,7%)
5	2 (33,3%)
Total	6 (100,0%)



3. I have participated actively in the course.	Mean	Standard Deviation
	3,5	1,5

Average number of hours spent in total on the course per week (including scheduled activities):

Average number of hours spent in total on the course per week (including scheduled activities):	Number of responses
0 - 10	0 (0,0%)
11 - 21	5 (83,3%)
22 - 32	1 (16,7%)
33 - 43	0 (0,0%)
44 - 54	0 (0,0%)
55 - 65	0 (0,0%)
66 - 76	0 (0,0%)
77 - 87	0 (0,0%)
88 - 98	0 (0,0%)
99 - 109	0 (0,0%)
Total	6 (100,0%)



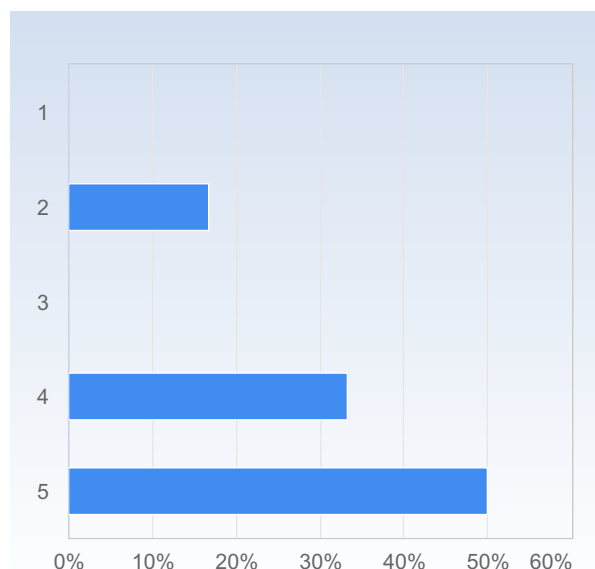
	Mean	Standard Deviation
Average number of hours spent in total on the course per week (including scheduled activities):	17,0	4,3

The course in general

On the scale 1-5 select the option that best matches your opinion: 1= disagree completely → 3= partly agree → 5= agree completely

The way the course was taught and organised suited me.

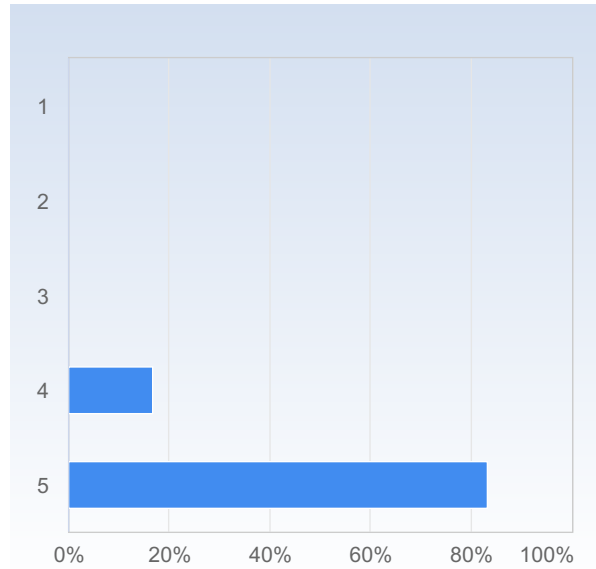
The way the course was taught and organised suited me.	Number of responses
1	0 (0,0%)
2	1 (16,7%)
3	0 (0,0%)
4	2 (33,3%)
5	3 (50,0%)
Total	6 (100,0%)



	Mean	Standard Deviation
The way the course was taught and organised suited me.	4,2	1,2

The number of teacher lead activities (lectures, seminars etc.) has been satisfactory.

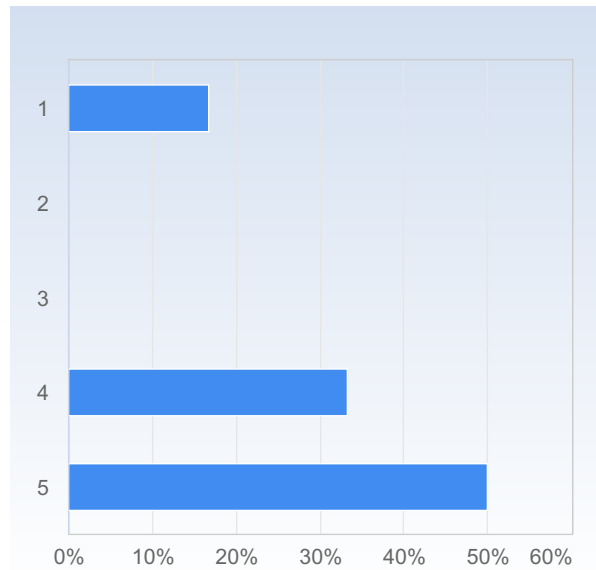
The number of teacher lead activities (lectures, seminars etc.) has been satisfactory.	Number of responses
1	0 (0,0%)
2	0 (0,0%)
3	0 (0,0%)
4	1 (16,7%)
5	5 (83,3%)
Total	6 (100,0%)



	Mean	Standard Deviation
The number of teacher lead activities (lectures, seminars etc.) has been satisfactory.	4,8	0,4

The lectures were valuable for my learning.

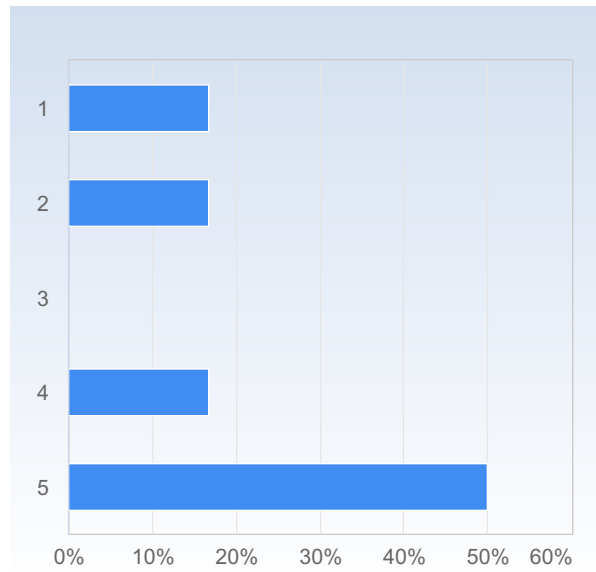
The lectures were valuable for my learning.	Number of responses
1	1 (16,7%)
2	0 (0,0%)
3	0 (0,0%)
4	2 (33,3%)
5	3 (50,0%)
Total	6 (100,0%)



	Mean	Standard Deviation
The lectures were valuable for my learning.	4,0	1,5

The seminars were valuable for my learning.

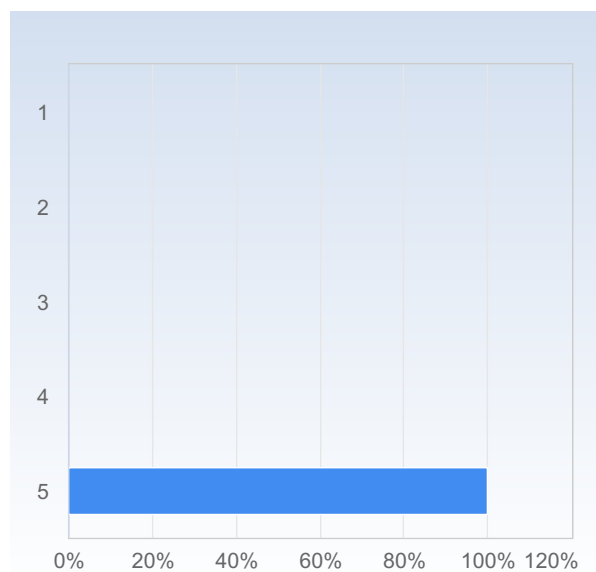
The seminars were valuable for my learning.	Number of responses
1	1 (16,7%)
2	1 (16,7%)
3	0 (0,0%)
4	1 (16,7%)
5	3 (50,0%)
Total	6 (100,0%)



	Mean	Standard Deviation
The seminars were valuable for my learning.	3,7	1,8

Studying on my own was valuable for my learning.

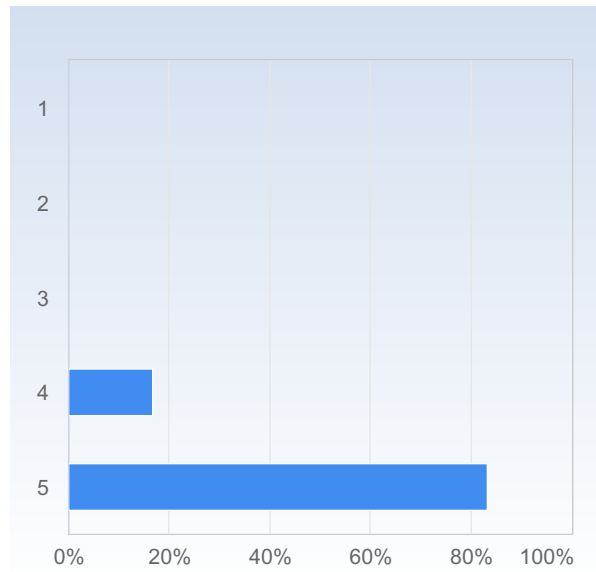
Studying on my own was valuable for my learning.	Number of responses
1	0 (0,0%)
2	0 (0,0%)
3	0 (0,0%)
4	0 (0,0%)
5	6 (100,0%)
Total	6 (100,0%)



	Mean	Standard Deviation
Studying on my own was valuable for my learning.	5,0	0,0

The course literature/material was a valuable learning resource.

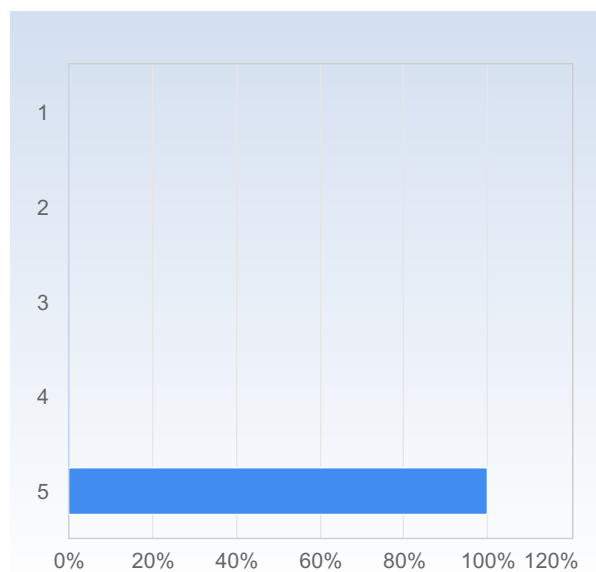
The course literature/material was a valuable learning resource.	Number of responses
1	0 (0,0%)
2	0 (0,0%)
3	0 (0,0%)
4	1 (16,7%)
5	5 (83,3%)
Total	6 (100,0%)



	Mean	Standard Deviation
The course literature/material was a valuable learning resource.	4,8	0,4

The information I received before the course start was satisfactory.

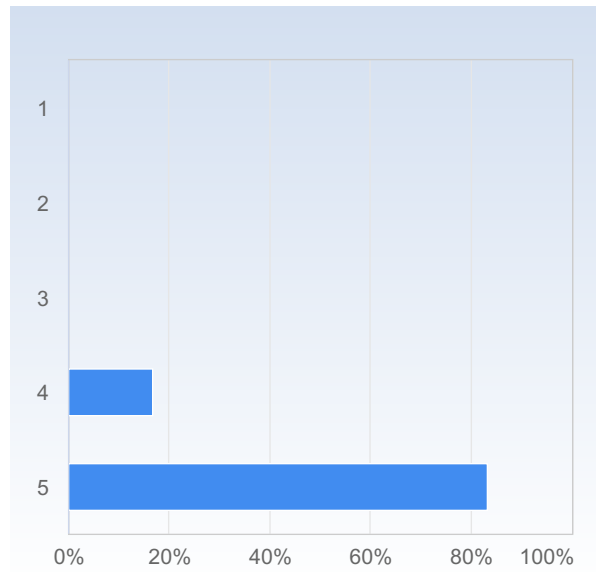
The information I received before the course start was satisfactory.	Number of responses
1	0 (0,0%)
2	0 (0,0%)
3	0 (0,0%)
4	0 (0,0%)
5	6 (100,0%)
Total	6 (100,0%)



	Mean	Standard Deviation
The information I received before the course start was satisfactory.	5,0	0,0

The communication with the teaching staff during the course was good.

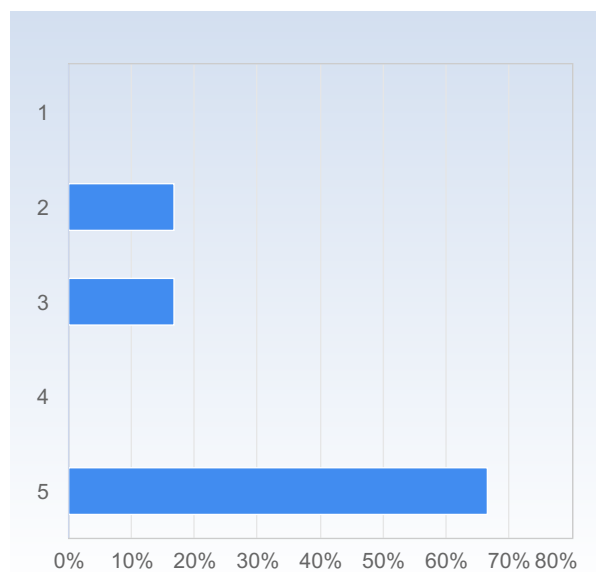
The communication with the teaching staff during the course was good.	Number of responses
1	0 (0,0%)
2	0 (0,0%)
3	0 (0,0%)
4	1 (16,7%)
5	5 (83,3%)
Total	6 (100,0%)



	Mean	Standard Deviation
The communication with the teaching staff during the course was good.	4,8	0,4

It was clear throughout the course what was expected of me.

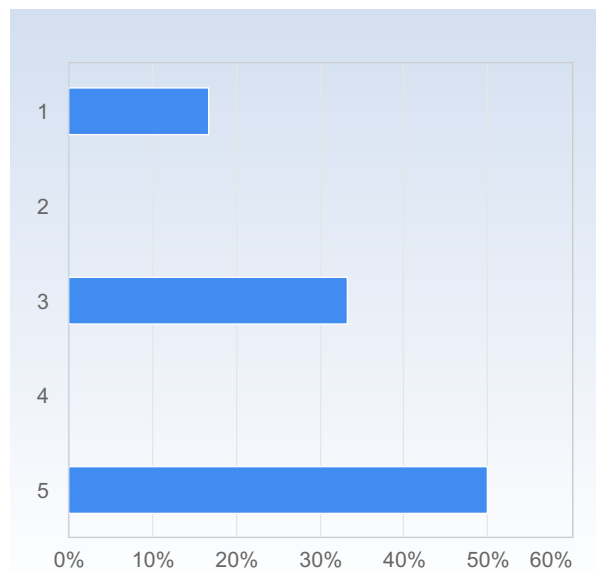
It was clear throughout the course what was expected of me.	Number of responses
1	0 (0,0%)
2	1 (16,7%)
3	1 (16,7%)
4	0 (0,0%)
5	4 (66,7%)
Total	6 (100,0%)



	Mean	Standard Deviation
It was clear throughout the course what was expected of me.	4,2	1,3

I have received valuable feedback from my teacher/teachers during the course.

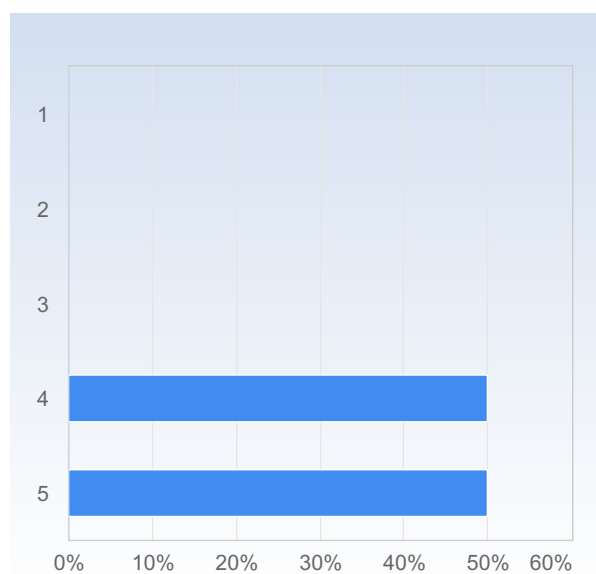
I have received valuable feedback from my teacher/teachers during the course.	Number of responses
1	1 (16,7%)
2	0 (0,0%)
3	2 (33,3%)
4	0 (0,0%)
5	3 (50,0%)
Total	6 (100,0%)



I have received valuable feedback from my teacher/teachers during the course.	Mean	Standard Deviation
	3,7	1,6

The course had a reasonable workload.

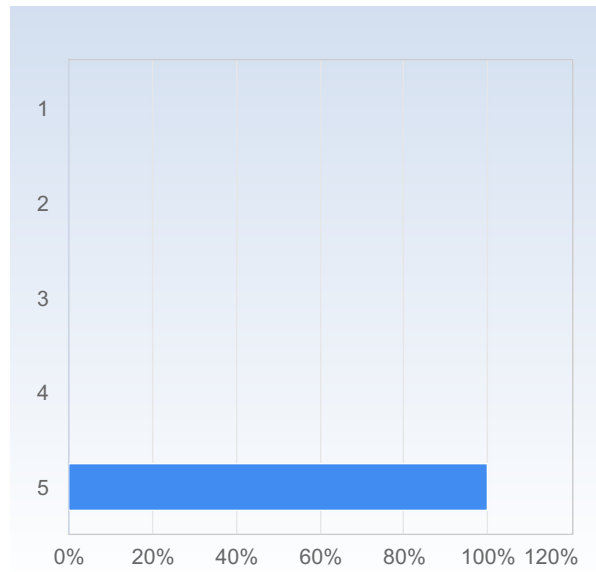
The course had a reasonable workload.	Number of responses
1	0 (0,0%)
2	0 (0,0%)
3	0 (0,0%)
4	3 (50,0%)
5	3 (50,0%)
Total	6 (100,0%)



The course had a reasonable workload.	Mean	Standard Deviation
	4,5	0,5

The workload was evenly distributed throughout the course.

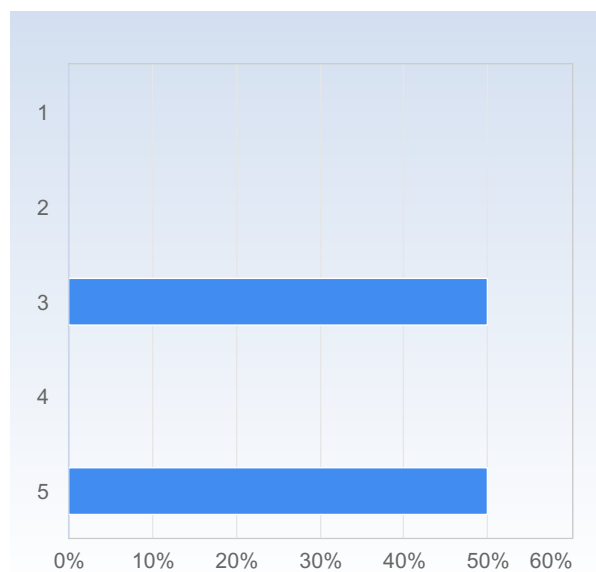
The workload was evenly distributed throughout the course.	Number of responses
1	0 (0,0%)
2	0 (0,0%)
3	0 (0,0%)
4	0 (0,0%)
5	6 (100,0%)
Total	6 (100,0%)



	Mean	Standard Deviation
The workload was evenly distributed throughout the course.	5,0	0,0

The examination matched the contents and level of the course.

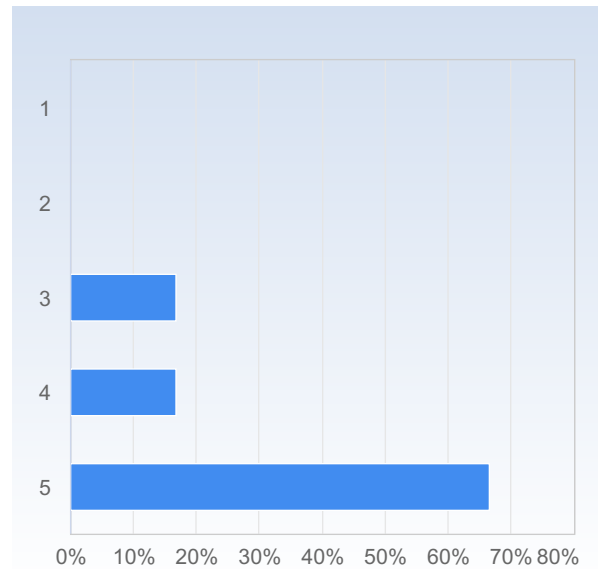
The examination matched the contents and level of the course.	Number of responses
1	0 (0,0%)
2	0 (0,0%)
3	3 (50,0%)
4	0 (0,0%)
5	3 (50,0%)
Total	6 (100,0%)



	Mean	Standard Deviation
The examination matched the contents and level of the course.	4,0	1,1

Overall, I am satisfied with the course.

Overall, I am satisfied with the course.	Number of responses
1	0 (0,0%)
2	0 (0,0%)
3	1 (16,7%)
4	1 (16,7%)
5	4 (66,7%)
Total	6 (100,0%)



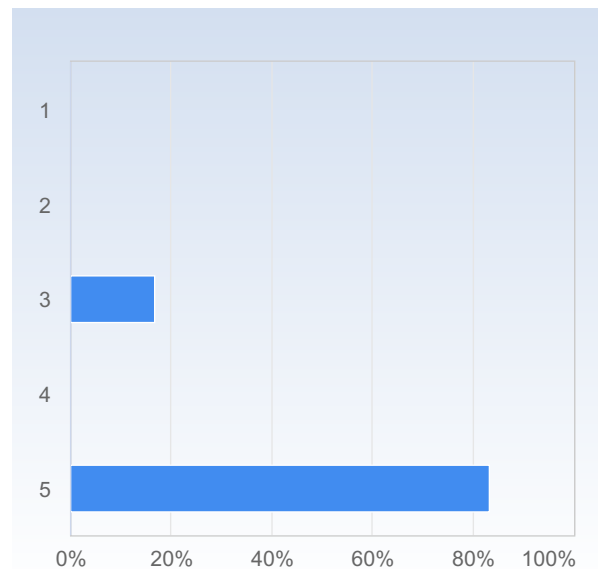
	Mean	Standard Deviation
Overall, I am satisfied with the course.	4,5	0,8

On the development of generic skills

On a scale 1-5 select the option that best matches your opinion:
1= disagree completely → 3= partly agree → 5= agree completely

The course has increased my ability to read a mathematical text.

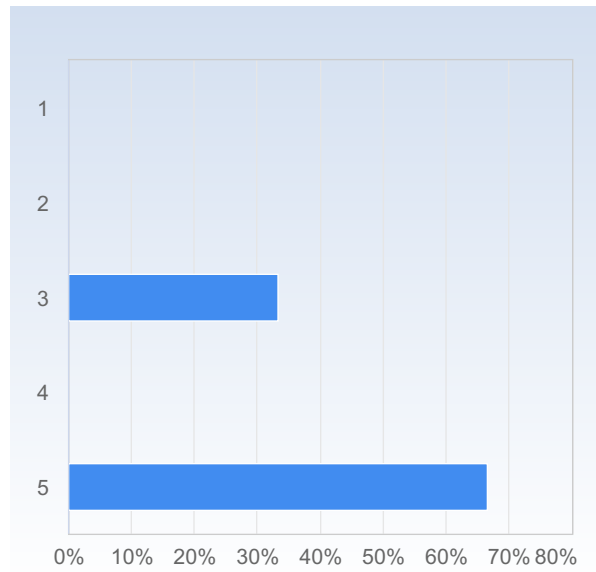
The course has increased my ability to read a mathematical text.	Number of responses
1	0 (0,0%)
2	0 (0,0%)
3	1 (16,7%)
4	0 (0,0%)
5	5 (83,3%)
Total	6 (100,0%)



	Mean	Standard Deviation
The course has increased my ability to read a mathematical text.	4,7	0,8

The course has increased my ability to communicate the subject in writing.

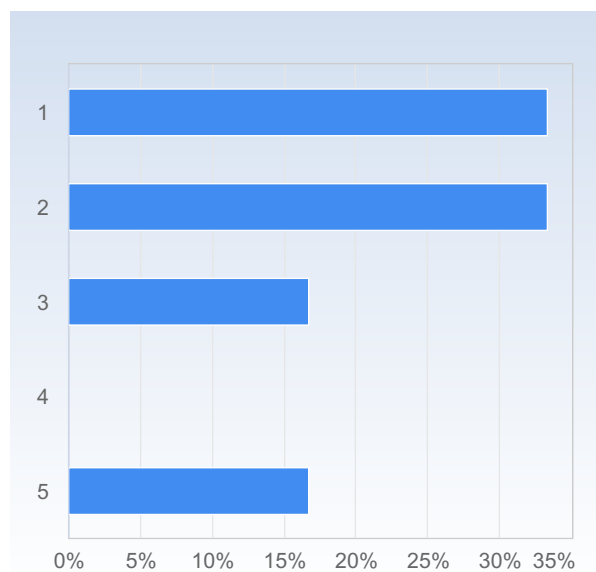
The course has increased my ability to communicate the subject in writing.	Number of responses
1	0 (0,0%)
2	0 (0,0%)
3	2 (33,3%)
4	0 (0,0%)
5	4 (66,7%)
Total	6 (100,0%)



	Mean	Standard Deviation
The course has increased my ability to communicate the subject in writing.	4,3	1,0

The course has increased my ability to communicate the subject orally.

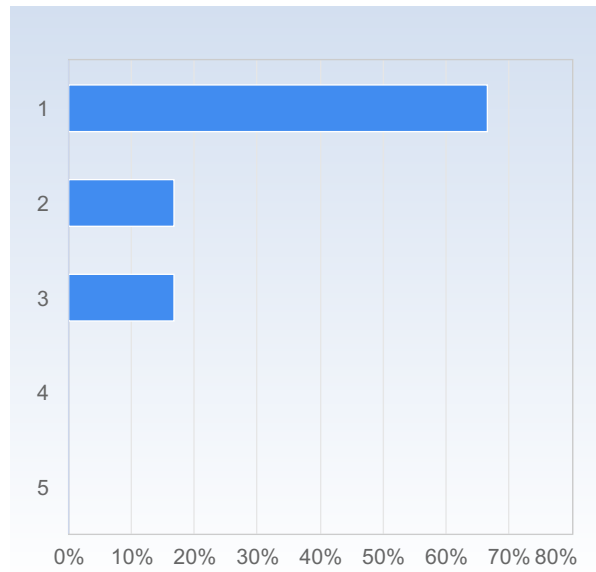
The course has increased my ability to communicate the subject orally.	Number of responses
1	2 (33,3%)
2	2 (33,3%)
3	1 (16,7%)
4	0 (0,0%)
5	1 (16,7%)
Total	6 (100,0%)



	Mean	Standard Deviation
The course has increased my ability to communicate the subject orally.	2,3	1,5

The course has increased my ability to cooperate.

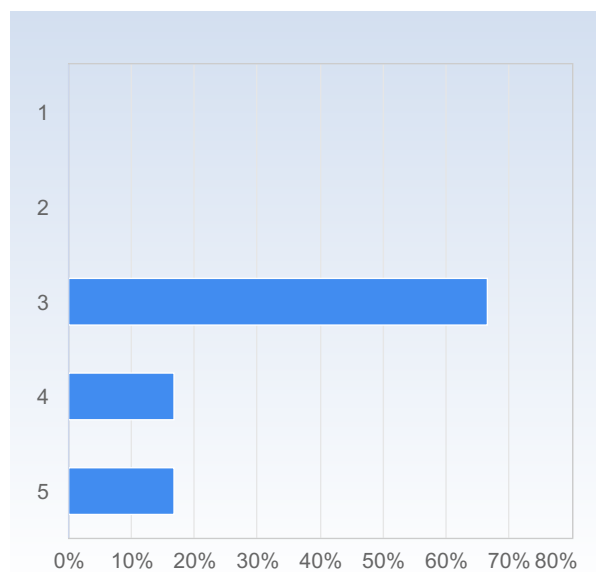
The course has increased my ability to cooperate.	Number of responses
1	4 (66,7%)
2	1 (16,7%)
3	1 (16,7%)
4	0 (0,0%)
5	0 (0,0%)
Total	6 (100,0%)



	Mean	Standard Deviation
The course has increased my ability to cooperate.	1,5	0,8

The course has increased my ability to search and process information.

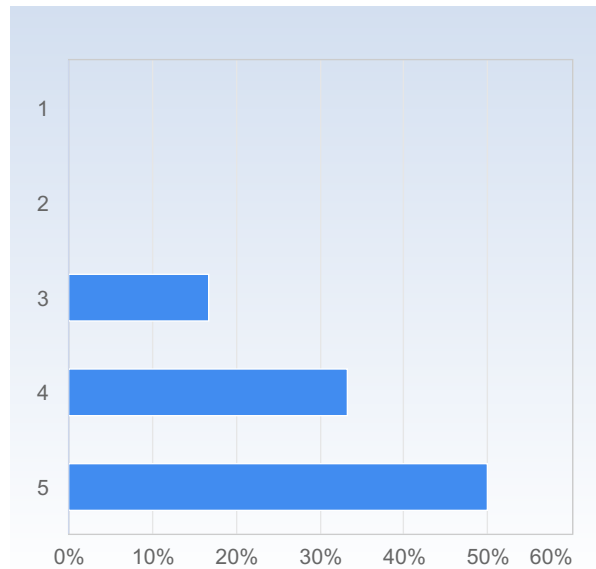
The course has increased my ability to search and process information.	Number of responses
1	0 (0,0%)
2	0 (0,0%)
3	4 (66,7%)
4	1 (16,7%)
5	1 (16,7%)
Total	6 (100,0%)



	Mean	Standard Deviation
The course has increased my ability to search and process information.	3,5	0,8

The course has increased my ability to analyze and solve problems.

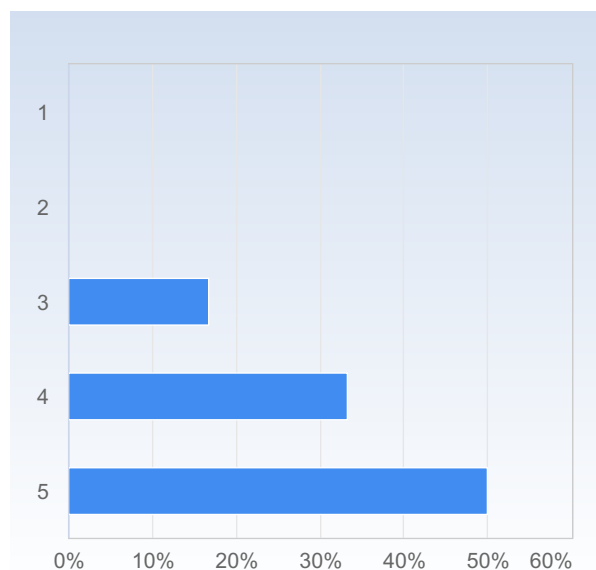
The course has increased my ability to analyze and solve problems.	Number of responses
1	0 (0,0%)
2	0 (0,0%)
3	1 (16,7%)
4	2 (33,3%)
5	3 (50,0%)
Total	6 (100,0%)



	Mean	Standard Deviation
The course has increased my ability to analyze and solve problems.	4,3	0,8

As a result of this course, I feel confident about tackling unfamiliar problems.

As a result of this course, I feel confident about tackling unfamiliar problems.	Number of responses
1	0 (0,0%)
2	0 (0,0%)
3	1 (16,7%)
4	2 (33,3%)
5	3 (50,0%)
Total	6 (100,0%)



	Mean	Standard Deviation
As a result of this course, I feel confident about tackling unfamiliar problems.	4,3	0,8

What did you appreciate most with the course?

What did you appreciate most with the course?

The subject itself. Measure theory is a very beautiful and elegant subject

Cool maths, really nice to get this depth of understanding of stuff you have used in previous courses.

What do you think should be improved?

What do you think should be improved?

The exam should be more representative of the overall content of the course. It felt like this exam focused too much on a few select specific things, while straying away from the essence of measure and integration theory.

Have you during this course experienced course literature, staff or teaching methods to be discriminatory in any way (gender, ethnicity, etc.)?

Have you during this course experienced course literature, staff or teaching methods to be discriminatory in any way (gender, ethnicity, etc.)?
No

How would your rate the flipped classroom technique compared to traditional lectures?

How would your rate the flipped classroom technique compared to traditional lectures?
Excellent

Not a big fan of it myself. I find it very hard to find motivation to actually look at the videos

I think I learn better from traditional lectures, but it is convenient to be able to watch the lectures when you have time.
