



LUNDS
UNIVERSITET

Matematikcentrum

Matematik NF

Kursbokslut, Course review MATP39, Specialized Course in Integration Theory, spring term 2022

Course responsible: Marcus Carlsson

Number of students: 10.

Grades: 10 VG.

Evaluation

5 students did the evaluation. The scores given on key questions are very positive.

Sammanfattning av kursvärderingen, student evaluation:

Students are overall happy with all parts of the course, except one disgruntled student who marks 1 on most questions and thinks the book is absolutely terrible.

Lärarnas kommentarer, teachers comments:

The course format, using flipped classroom and prerecorded video lectures, seems to be appreciated. Some students prefer to just read the book, while others found the video material useful. Also the rather unusual evaluation form of writing an essay seems highly appreciated, and indeed the quality was very high and the projects ambitious. It is clear the students liked this challenge, and this is the reason why I gave VG to all students.

Evaluation of changes:

No changes.

Suggestion for changes:

One point raised is that the exercises were too easy/few, so some students felt coming to class was a bit pointless. To remedy this, I will in the future include more exercises as well as a soft overview of the lecture content.

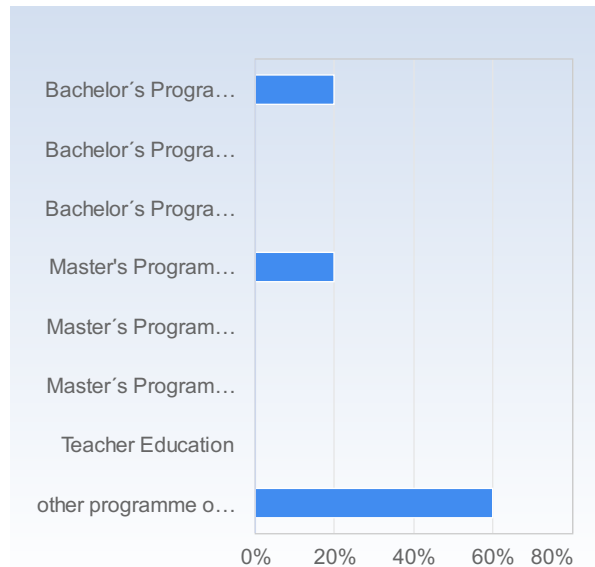
Evaluator: Marcus Carlsson.

Specialized course on integration theory spring 2022

Answer Count: 5

I have studied this course as part of

I have studied this course as part of	Number of responses
Bachelor's Programme in Mathematics	1 (20,0%)
Bachelor's Programme in Physics, Theoretical Physics, Astronomy	0 (0,0%)
Bachelor's Programme, other specialization	0 (0,0%)
Master's Programme in Mathematics	1 (20,0%)
Master's Programme in Mathematical Statistics	0 (0,0%)
Master's Programme, other specialization	0 (0,0%)
Teacher Education	0 (0,0%)
other programme or as stand alone course	3 (60,0%)
Total	5 (100,0%)

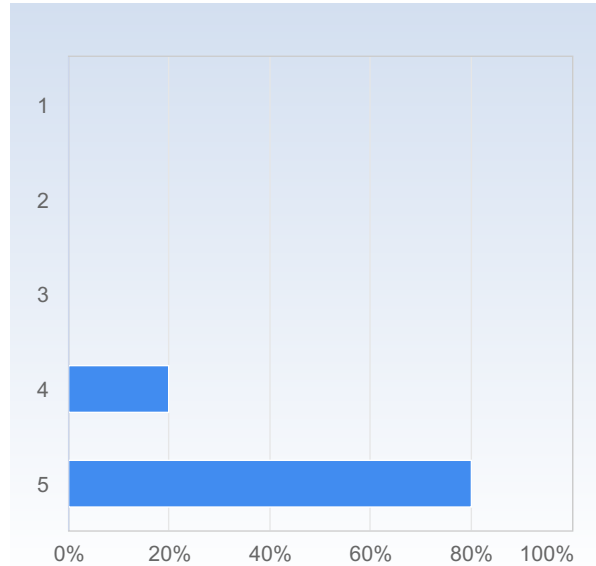


I have studied this course as part of	Mean	Standard Deviation
I have studied this course as part of	5,8	3,2

On the scale 1-5 select the option that best matches your opinion: 1= disagree completely → 3= partly agree → 5= agree completely

2. My prior knowledge has been sufficient to assimilate the contents of this course.

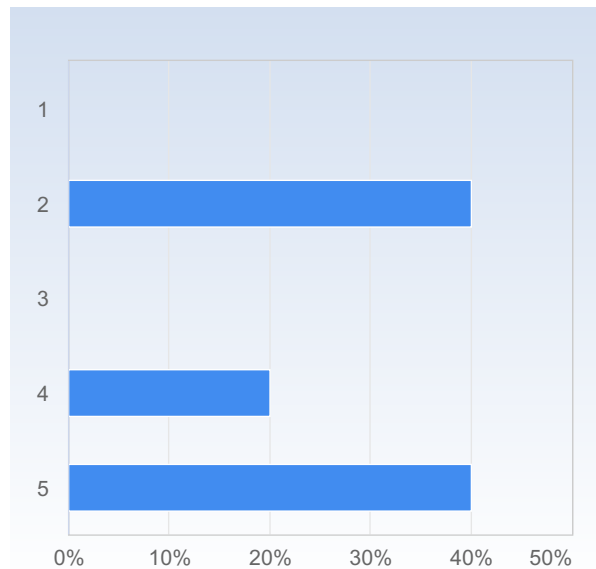
2. My prior knowledge has been sufficient to assimilate the contents of this course.	Number of responses
1	0 (0,0%)
2	0 (0,0%)
3	0 (0,0%)
4	1 (20,0%)
5	4 (80,0%)
Total	5 (100,0%)



2. My prior knowledge has been sufficient to assimilate the contents of this course.	Mean	Standard Deviation
	4,8	0,4

3. I have participated actively in the course.

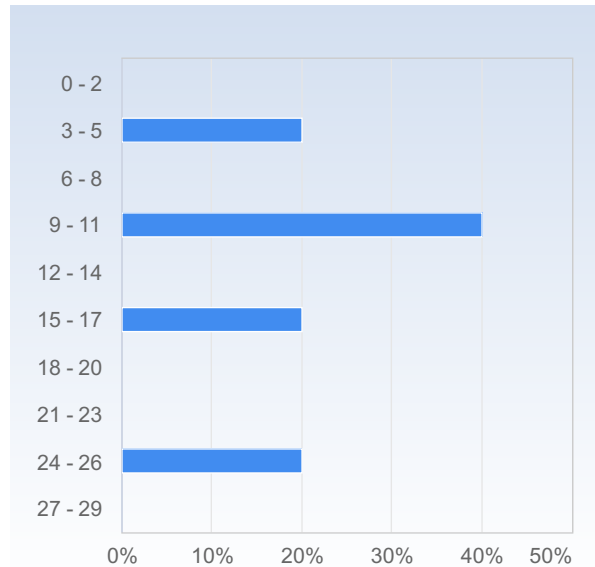
3. I have participated actively in the course.	Number of responses
1	0 (0,0%)
2	2 (40,0%)
3	0 (0,0%)
4	1 (20,0%)
5	2 (40,0%)
Total	5 (100,0%)



3. I have participated actively in the course.	Mean	Standard Deviation
	3,6	1,5

Average number of hours spent in total on the course per week (including scheduled activities):

Average number of hours spent in total on the course per week (including scheduled activities):	Number of responses
0 - 2	0 (0,0%)
3 - 5	1 (20,0%)
6 - 8	0 (0,0%)
9 - 11	2 (40,0%)
12 - 14	0 (0,0%)
15 - 17	1 (20,0%)
18 - 20	0 (0,0%)
21 - 23	0 (0,0%)
24 - 26	1 (20,0%)
27 - 29	0 (0,0%)
Total	5 (100,0%)



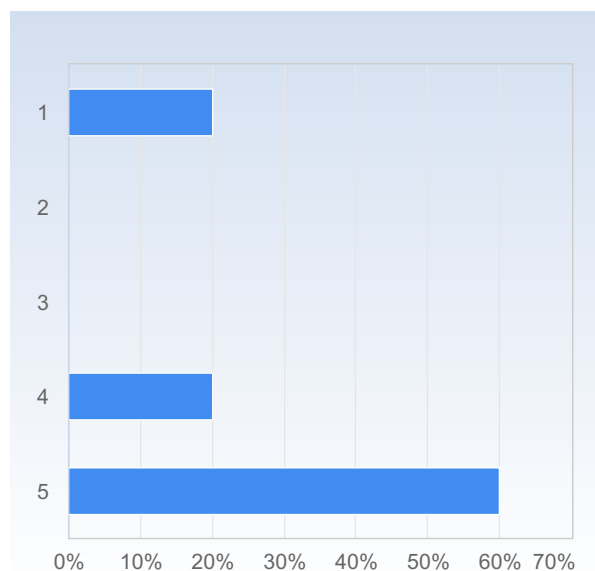
	Mean	Standard Deviation
Average number of hours spent in total on the course per week (including scheduled activities):	12,4	8,2

The course in general

On the scale 1-5 select the option that best matches your opinion: 1= disagree completely → 3= partly agree → 5= agree completely

The way the course was taught and organised suited me.

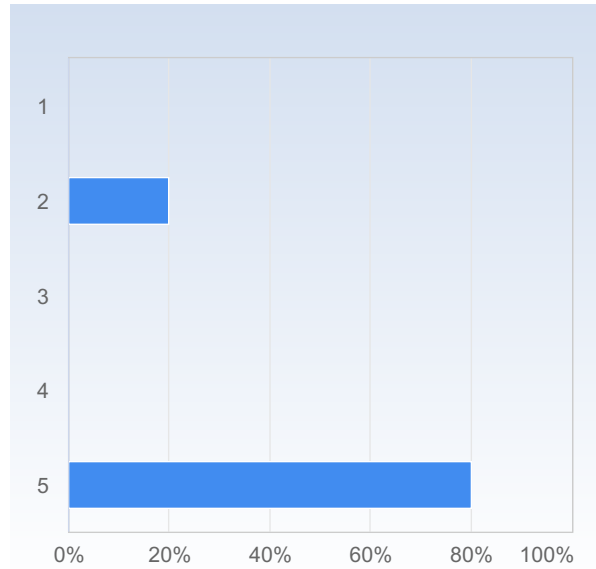
The way the course was taught and organised suited me.	Number of responses
1	1 (20,0%)
2	0 (0,0%)
3	0 (0,0%)
4	1 (20,0%)
5	3 (60,0%)
Total	5 (100,0%)



	Mean	Standard Deviation
The way the course was taught and organised suited me.	4,0	1,7

The number of teacher lead activities (lectures, seminars etc.) has been satisfactory.

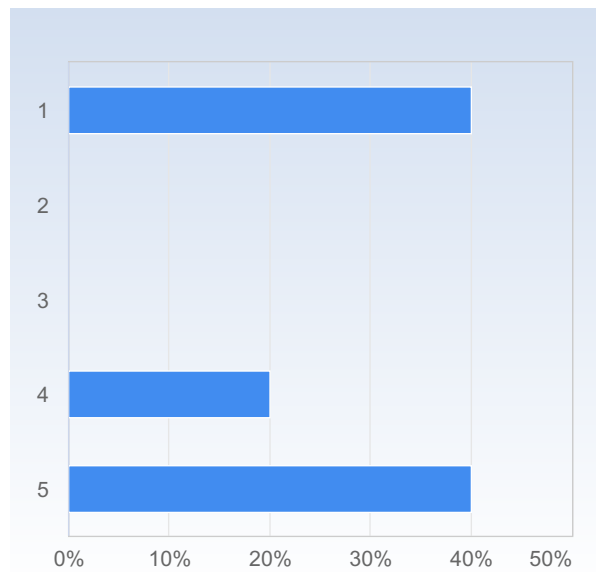
The number of teacher lead activities (lectures, seminars etc.) has been satisfactory.	Number of responses
1	0 (0,0%)
2	1 (20,0%)
3	0 (0,0%)
4	0 (0,0%)
5	4 (80,0%)
Total	5 (100,0%)



	Mean	Standard Deviation
The number of teacher lead activities (lectures, seminars etc.) has been satisfactory.	4,4	1,3

The lectures were valuable for my learning.

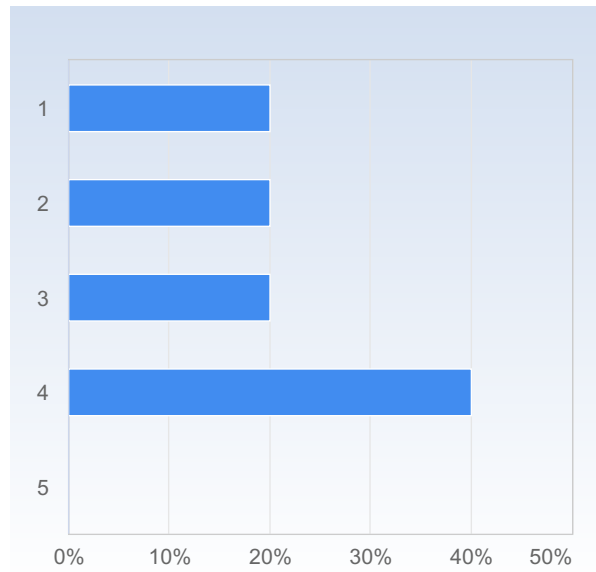
The lectures were valuable for my learning.	Number of responses
1	2 (40,0%)
2	0 (0,0%)
3	0 (0,0%)
4	1 (20,0%)
5	2 (40,0%)
Total	5 (100,0%)



	Mean	Standard Deviation
The lectures were valuable for my learning.	3,2	2,0

The seminars were valuable for my learning.

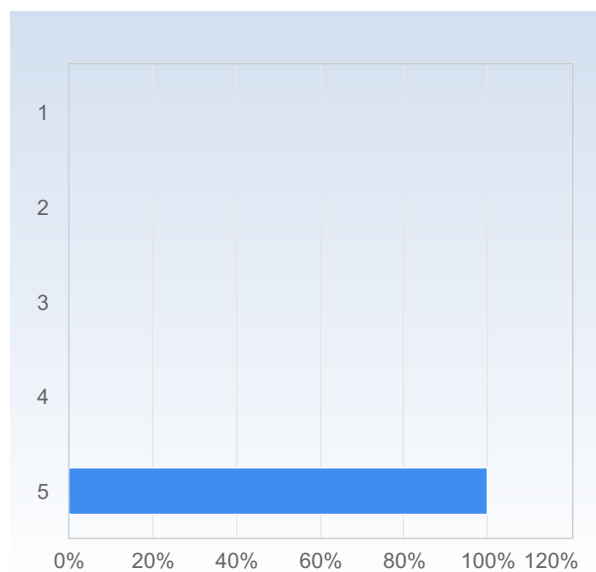
The seminars were valuable for my learning.	Number of responses
1	1 (20,0%)
2	1 (20,0%)
3	1 (20,0%)
4	2 (40,0%)
5	0 (0,0%)
Total	5 (100,0%)



	Mean	Standard Deviation
The seminars were valuable for my learning.	2,8	1,3

Studying on my own was valuable for my learning.

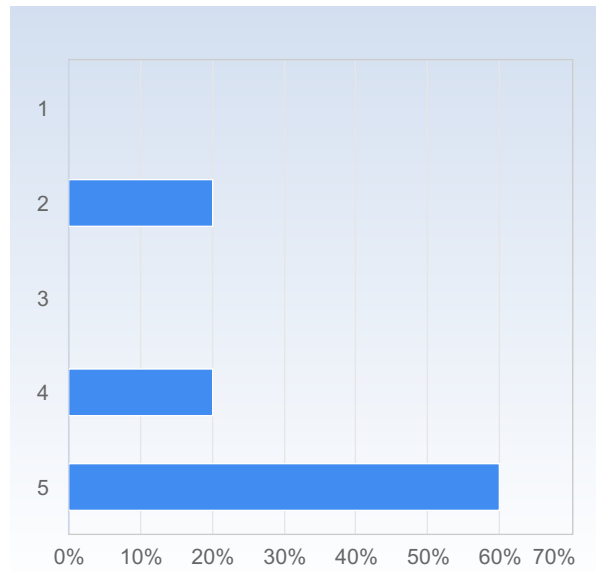
Studying on my own was valuable for my learning.	Number of responses
1	0 (0,0%)
2	0 (0,0%)
3	0 (0,0%)
4	0 (0,0%)
5	5 (100,0%)
Total	5 (100,0%)



	Mean	Standard Deviation
Studying on my own was valuable for my learning.	5,0	0,0

The course literature/material was a valuable learning resource.

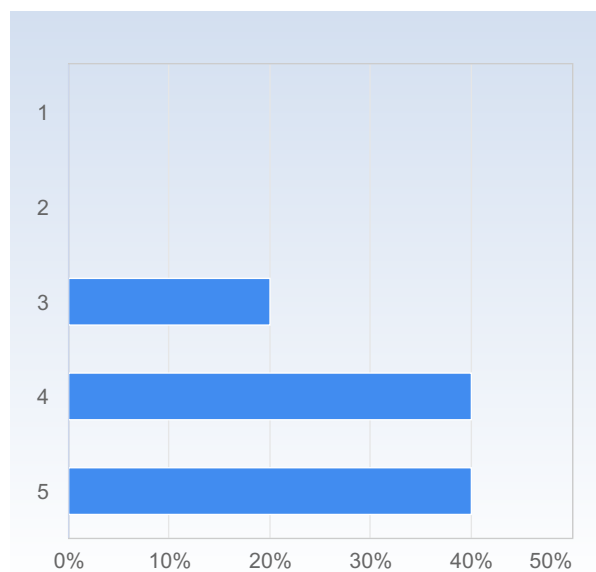
The course literature/material was a valuable learning resource.	Number of responses
1	0 (0,0%)
2	1 (20,0%)
3	0 (0,0%)
4	1 (20,0%)
5	3 (60,0%)
Total	5 (100,0%)



	Mean	Standard Deviation
The course literature/material was a valuable learning resource.	4,2	1,3

The information I received before the course start was satisfactory.

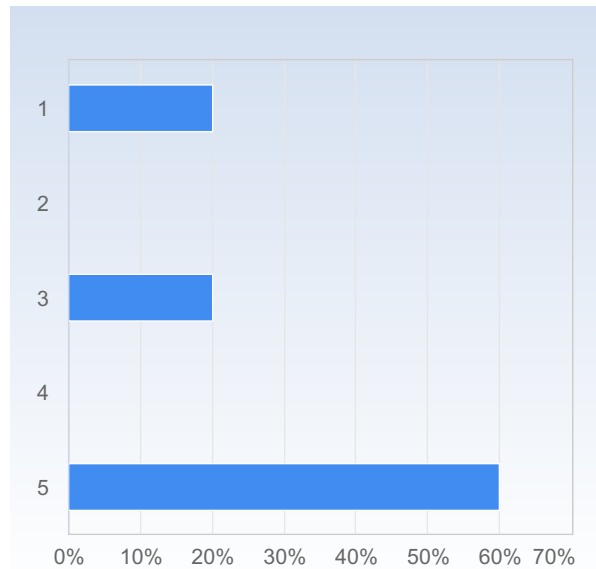
The information I received before the course start was satisfactory.	Number of responses
1	0 (0,0%)
2	0 (0,0%)
3	1 (20,0%)
4	2 (40,0%)
5	2 (40,0%)
Total	5 (100,0%)



	Mean	Standard Deviation
The information I received before the course start was satisfactory.	4,2	0,8

The communication with the teaching staff during the course was good.

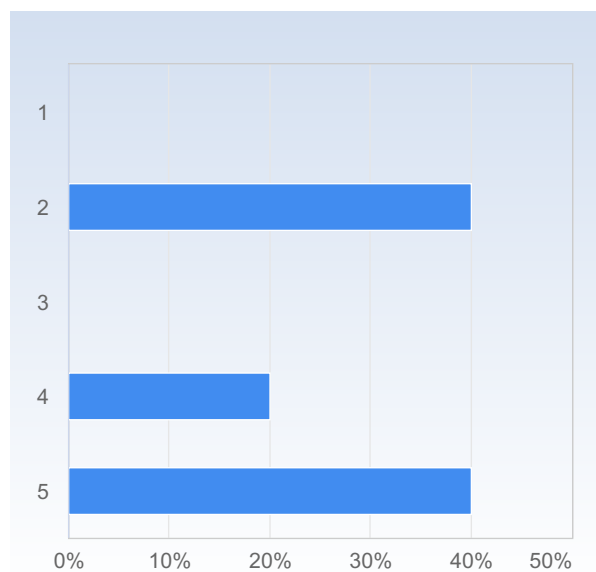
The communication with the teaching staff during the course was good.	Number of responses
1	1 (20,0%)
2	0 (0,0%)
3	1 (20,0%)
4	0 (0,0%)
5	3 (60,0%)
Total	5 (100,0%)



	Mean	Standard Deviation
The communication with the teaching staff during the course was good.	3,8	1,8

It was clear throughout the course what was expected of me.

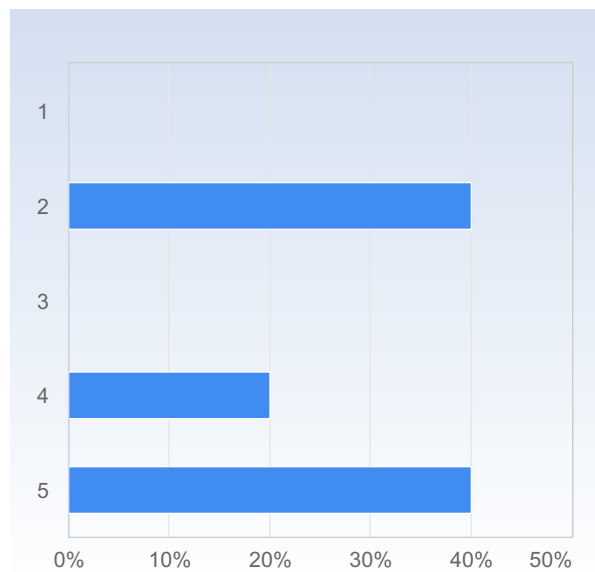
It was clear throughout the course what was expected of me.	Number of responses
1	0 (0,0%)
2	2 (40,0%)
3	0 (0,0%)
4	1 (20,0%)
5	2 (40,0%)
Total	5 (100,0%)



	Mean	Standard Deviation
It was clear throughout the course what was expected of me.	3,6	1,5

I have received valuable feedback from my teacher/teachers during the course.

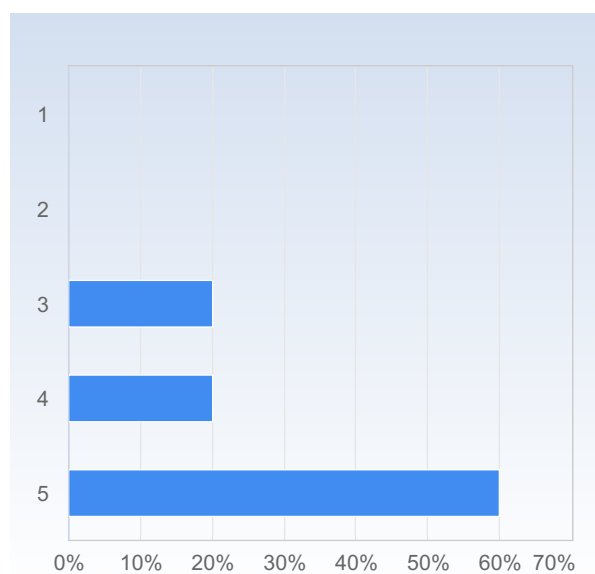
I have received valuable feedback from my teacher/teachers during the course.	Number of responses
1	0 (0,0%)
2	2 (40,0%)
3	0 (0,0%)
4	1 (20,0%)
5	2 (40,0%)
Total	5 (100,0%)



I have received valuable feedback from my teacher/teachers during the course.	Mean	Standard Deviation
	3,6	1,5

The course had a reasonable workload.

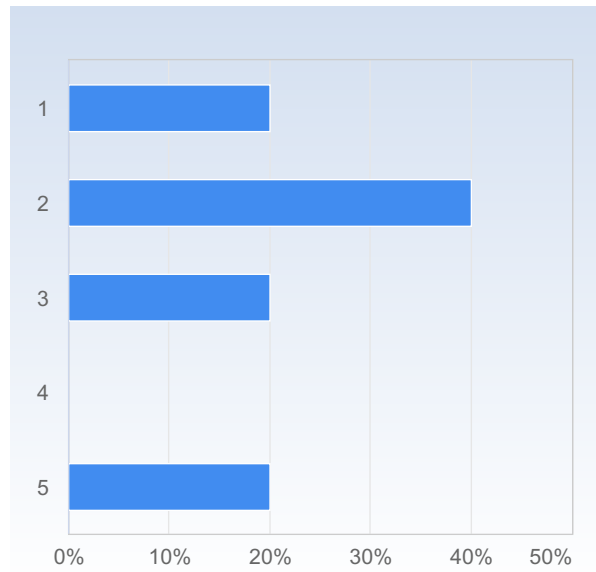
The course had a reasonable workload.	Number of responses
1	0 (0,0%)
2	0 (0,0%)
3	1 (20,0%)
4	1 (20,0%)
5	3 (60,0%)
Total	5 (100,0%)



The course had a reasonable workload.	Mean	Standard Deviation
	4,4	0,9

The workload was evenly distributed throughout the course.

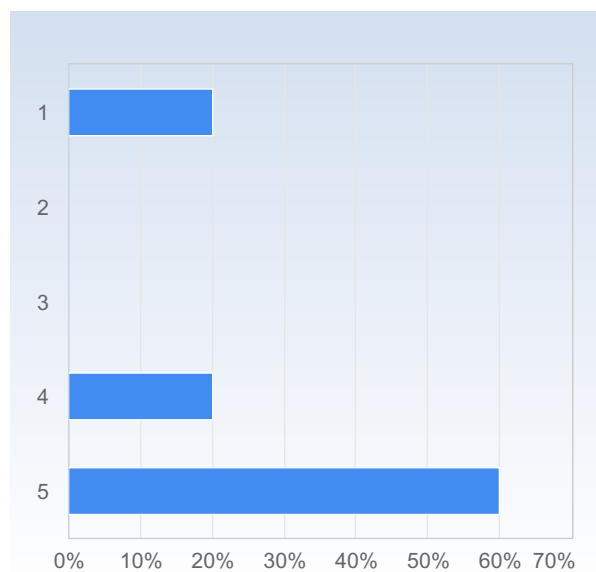
The workload was evenly distributed throughout the course.	Number of responses
1	1 (20,0%)
2	2 (40,0%)
3	1 (20,0%)
4	0 (0,0%)
5	1 (20,0%)
Total	5 (100,0%)



	Mean	Standard Deviation
The workload was evenly distributed throughout the course.	2,6	1,5

The examination matched the contents and level of the course.

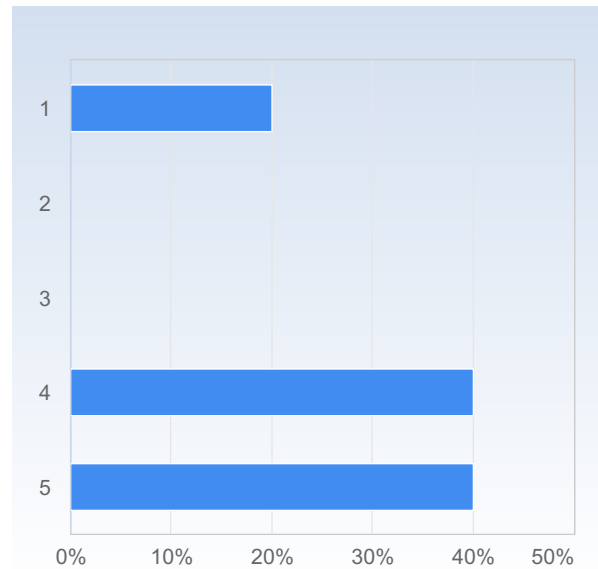
The examination matched the contents and level of the course.	Number of responses
1	1 (20,0%)
2	0 (0,0%)
3	0 (0,0%)
4	1 (20,0%)
5	3 (60,0%)
Total	5 (100,0%)



	Mean	Standard Deviation
The examination matched the contents and level of the course.	4,0	1,7

Overall, I am satisfied with the course.

Overall, I am satisfied with the course.	Number of responses
1	1 (20,0%)
2	0 (0,0%)
3	0 (0,0%)
4	2 (40,0%)
5	2 (40,0%)
Total	5 (100,0%)



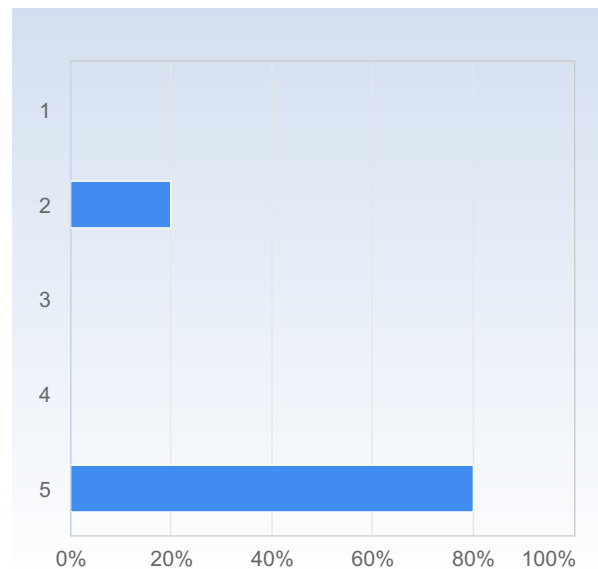
	Mean	Standard Deviation
Overall, I am satisfied with the course.	3,8	1,6

On the development of generic skills

On a scale 1-5 select the option that best matches your opinion:
1= disagree completely → 3= partly agree → 5= agree completely

The course has increased my ability to read a mathematical text.

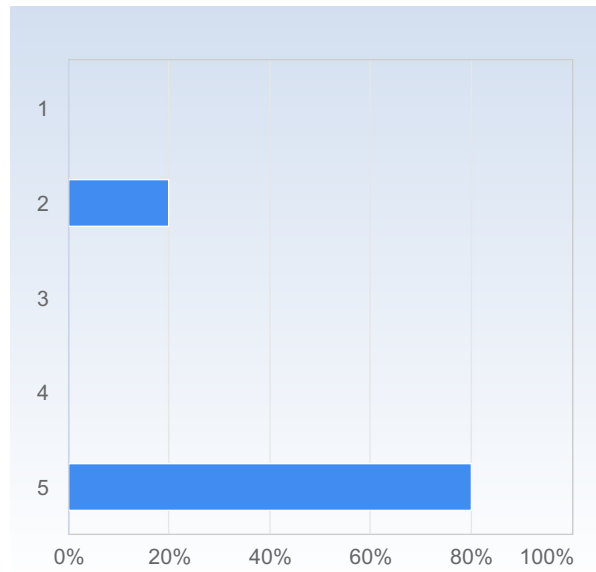
The course has increased my ability to read a mathematical text.	Number of responses
1	0 (0,0%)
2	1 (20,0%)
3	0 (0,0%)
4	0 (0,0%)
5	4 (80,0%)
Total	5 (100,0%)



	Mean	Standard Deviation
The course has increased my ability to read a mathematical text.	4,4	1,3

The course has increased my ability to communicate the subject in writing.

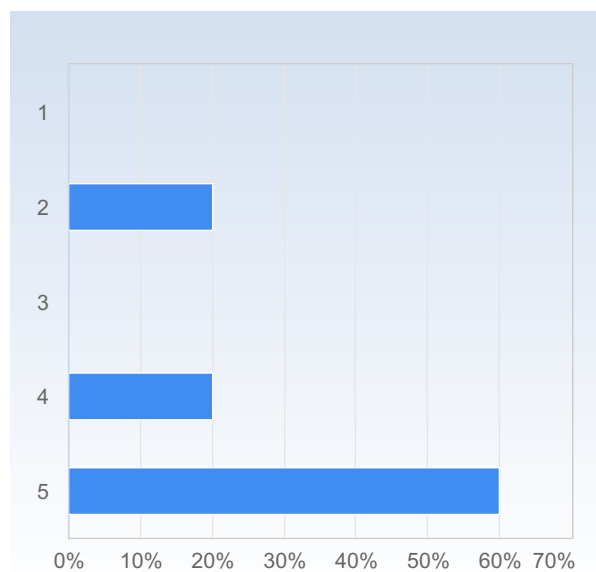
The course has increased my ability to communicate the subject in writing.	Number of responses
1	0 (0,0%)
2	1 (20,0%)
3	0 (0,0%)
4	0 (0,0%)
5	4 (80,0%)
Total	5 (100,0%)



	Mean	Standard Deviation
The course has increased my ability to communicate the subject in writing.	4,4	1,3

The course has increased my ability to communicate the subject orally.

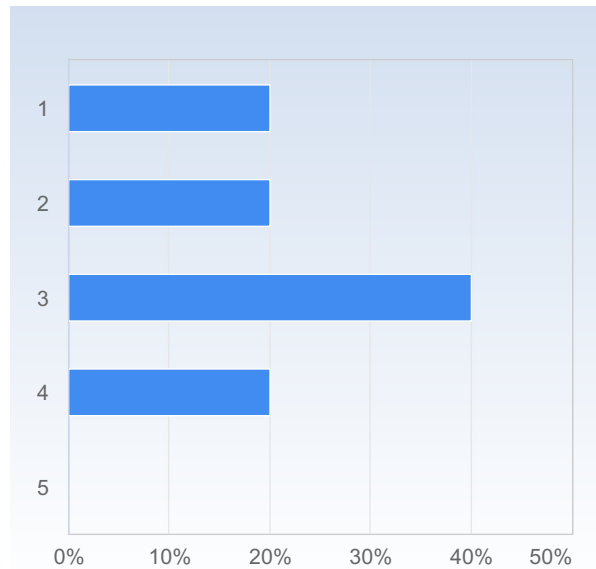
The course has increased my ability to communicate the subject orally.	Number of responses
1	0 (0,0%)
2	1 (20,0%)
3	0 (0,0%)
4	1 (20,0%)
5	3 (60,0%)
Total	5 (100,0%)



	Mean	Standard Deviation
The course has increased my ability to communicate the subject orally.	4,2	1,3

The course has increased my ability to cooperate.

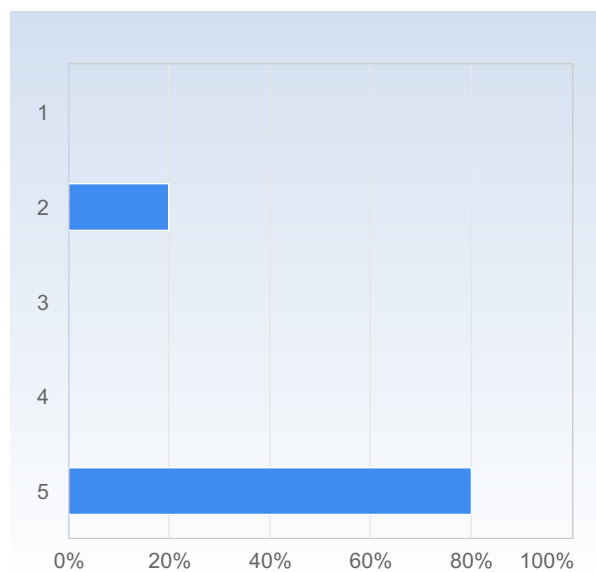
The course has increased my ability to cooperate.	Number of responses
1	1 (20,0%)
2	1 (20,0%)
3	2 (40,0%)
4	1 (20,0%)
5	0 (0,0%)
Total	5 (100,0%)



	Mean	Standard Deviation
The course has increased my ability to cooperate.	2,6	1,1

The course has increased my ability to search and process information.

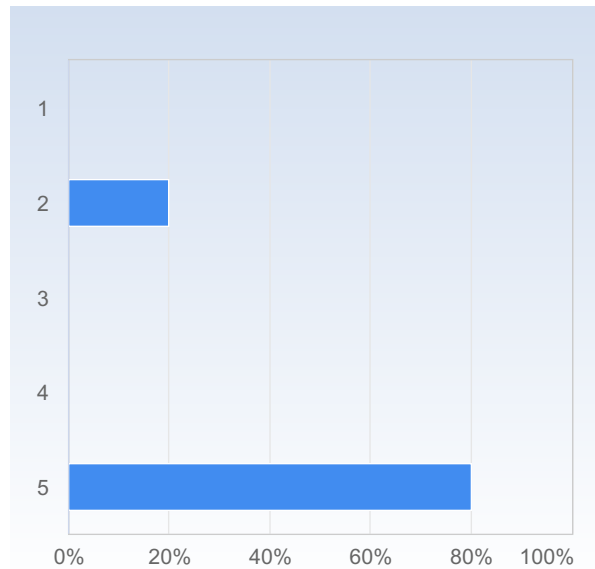
The course has increased my ability to search and process information.	Number of responses
1	0 (0,0%)
2	1 (20,0%)
3	0 (0,0%)
4	0 (0,0%)
5	4 (80,0%)
Total	5 (100,0%)



	Mean	Standard Deviation
The course has increased my ability to search and process information.	4,4	1,3

The course has increased my ability to analyze and solve problems.

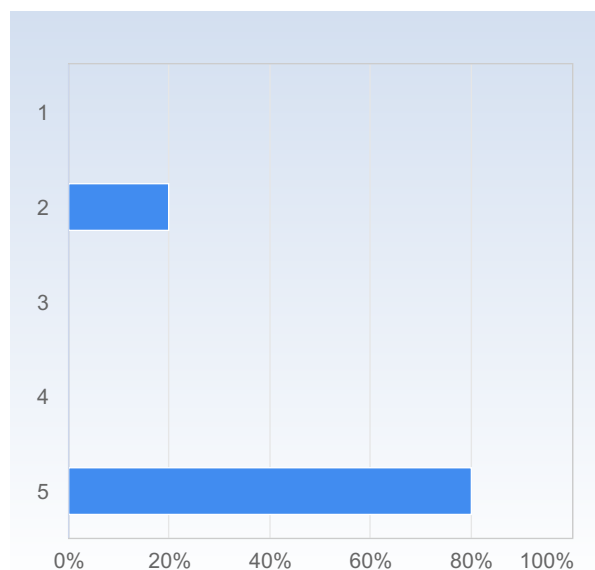
The course has increased my ability to analyze and solve problems.	Number of responses
1	0 (0,0%)
2	1 (20,0%)
3	0 (0,0%)
4	0 (0,0%)
5	4 (80,0%)
Total	5 (100,0%)



	Mean	Standard Deviation
The course has increased my ability to analyze and solve problems.	4,4	1,3

As a result of this course, I feel confident about tackling unfamiliar problems.

As a result of this course, I feel confident about tackling unfamiliar problems.	Number of responses
1	0 (0,0%)
2	1 (20,0%)
3	0 (0,0%)
4	0 (0,0%)
5	4 (80,0%)
Total	5 (100,0%)



	Mean	Standard Deviation
As a result of this course, I feel confident about tackling unfamiliar problems.	4,4	1,3

What did you appreciate most with the course?

What did you appreciate most with the course?

The essay writing was really fun, and allowed you to learn more deeply something you found interesting that is not covered in any courses.

The recorded lectures were very good.

Writing the essay was fun.

I appreciated the opportunity to learn about Haar measures in more depth than I had previously seen them. The various notions of differentiation of measures were also fun.

What do you think should be improved?

What do you think should be improved?

It should be clearer what is expected from the essay. In particular, this information should be available on canvas.

I would say that some of the problems the students presented in the seminars were a bit too easy, so sometimes I felt like it didn't really give much to listen to the solutions. Maybe this could be solved with using more difficult problems and also removing the expectation of having to solve them.

The book is terrible and should be replaced with something else.

The course was overall fine.

Have you during this course experienced course literature, staff or teaching methods to be discriminatory in any way (gender, ethnicity, etc.)?

Have you during this course experienced course literature, staff or teaching methods to be discriminatory in any way (gender, ethnicity, etc.)?

No.

No.

No.

What did you think about the video material used in the course?

What did you think about the video material used in the course?

I personally don't get much out of video lectures as I have a hard time focusing, so I can't comment on them, as I didn't watch them.

Very good!

I watched one video lecture and then concluded that I was better off just reading the book.

It worked fine. The only criticism I can imagine is that video lectures are less dynamic. On the other hand, the seminars exist exactly to deal with that issue, so it's really not a problem.

very useful

What did you think of the examination form (individual project with presentation)?

What did you think of the examination form (individual project with presentation)?

Really good. I wish the presentations were a bit longer, however, as most of them felt rushed, and I would have loved to hear more properly what everyone did. It would also be nice if those who wanted could share their essays on the Canvas page for the others to read; I think that would be a great complement to the presentations.

I'm not sure I like it as much as the regular format, but I guess that it suits a course like this that comes at the end of the education.

It was fun to write a project, but I feel like it easily spirals out of control and becomes a much larger endeavor than what was probably intended. While I really did enjoy writing a lot, I should probably have spent more of the effort that I spent on the essay for this course on getting more out of my other courses. Perhaps this is inevitable, and in all fairness I think most participants enjoyed writing more in-depth essays and I dearly wish I had more time I could spend on mine but real life unfortunately got in the way. :(

This was a pretty convenient examination format, in my opinion. It encourages both learning new things and learning how to present them efficiently in a written and oral way.