



LUND UNIVERSITY
Faculty of Science

Centre for Mathematical Sciences
Division of Mathematics and Numerical
Analysis

Course Analysis for NUMN27 Numerical analysis: Seminar course, term VT2/22

Course Information

Lecturer: Philipp Birken

Teaching assistants: -

Number of students: 3

6 newly registered and 0 re-registered.

1 student answered the course evaluation.

Examination

Oral presentation: 5 students passed.

Written report: 3 students passed.

Final grades:

In all, 3 students, including 0 re-registered students, have got their final grade.

3 passed (Pass/Fail scale).

Course Evaluation

Summary of student's answers:

The student who answered gave quite unusual grades. The student gave a 5 for the overall satisfaction of the course, which is good. However, all the other grades are all over the place. There were no freetext answers.

Teachers' comments:

The course had

- 1 Lecture per week (overall six lectures)
- One written report

The students were given a topic for their lectures before the beginning of the term and then prepared a lecture on it.

One student dropped out because of the Russian invasion of Ukraine.

Changes from the previous course realisation:

There were no changes, except that some new topics were introduced and some old ones removed.

Suggestions for the next course realisation:

We will adjust topics, as every year.

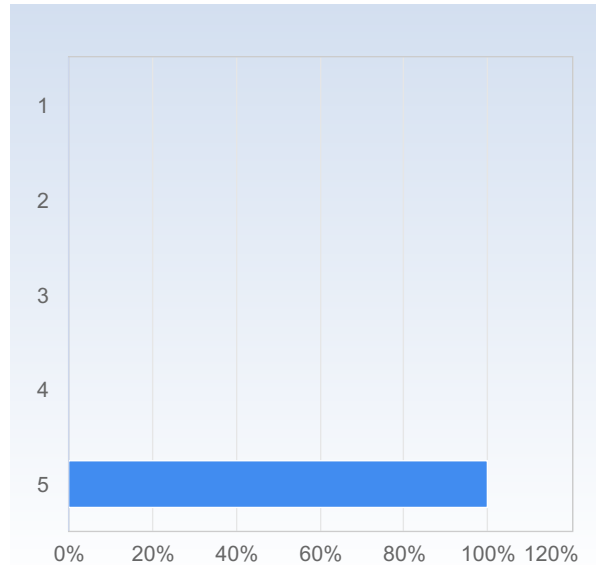
Numerical Analysis: Seminar Course 2022

Answer Count: 1

On the scale 1-5 select the option that best matches your opinion: 1= disagree completely → 3= partly agree → 5= agree completely

2. My prior knowledge has been sufficient to assimilate the contents of this course.

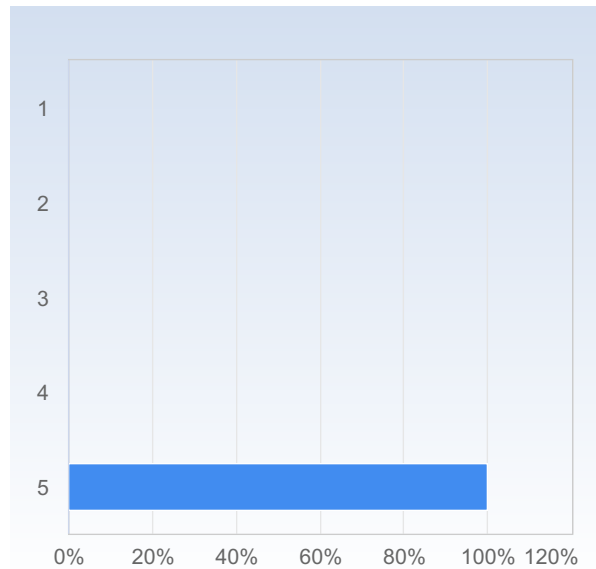
2. My prior knowledge has been sufficient to assimilate the contents of this course.	Number of responses
1	0 (0,0%)
2	0 (0,0%)
3	0 (0,0%)
4	0 (0,0%)
5	1 (100,0%)
Total	1 (100,0%)



	Mean	Standard Deviation
2. My prior knowledge has been sufficient to assimilate the contents of this course.	5,0	0,0

3. I have participated actively in the course.

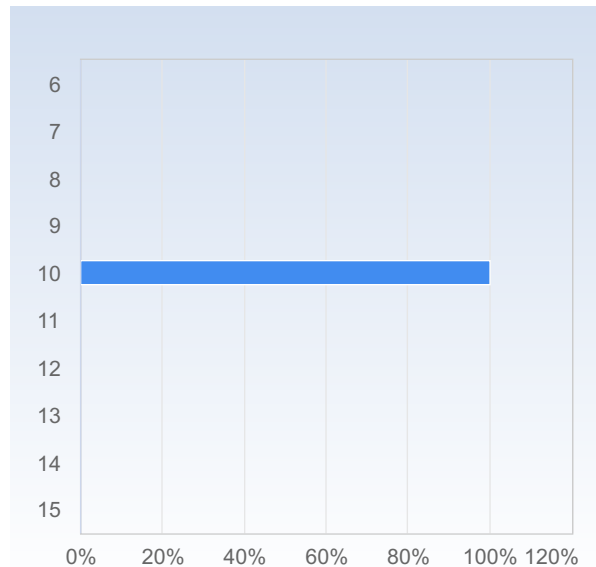
3. I have participated actively in the course.	Number of responses
1	0 (0,0%)
2	0 (0,0%)
3	0 (0,0%)
4	0 (0,0%)
5	1 (100,0%)
Total	1 (100,0%)



3. I have participated actively in the course.	Mean	Standard Deviation
3. I have participated actively in the course.	5,0	0,0

Average number of hours spent in total on the course per week (including scheduled activities):

Average number of hours spent in total on the course per week (including scheduled activities):	Number of responses
6	0 (0,0%)
7	0 (0,0%)
8	0 (0,0%)
9	0 (0,0%)
10	1 (100,0%)
11	0 (0,0%)
12	0 (0,0%)
13	0 (0,0%)
14	0 (0,0%)
15	0 (0,0%)
Total	1 (100,0%)



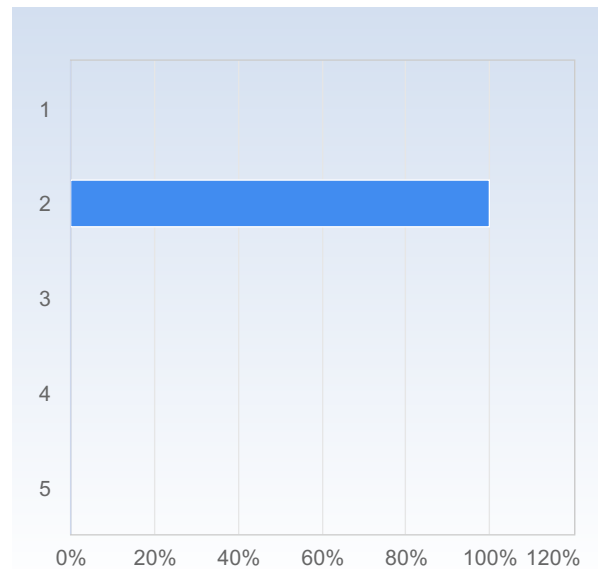
Average number of hours spent in total on the course per week (including scheduled activities):	Mean	Standard Deviation
Average number of hours spent in total on the course per week (including scheduled activities):	10,0	0,0

The course in general

On the scale 1-5 select the option that best matches your opinion: 1= disagree completely → 3= partly agree → 5= agree completely

The way the course was taught and organised suited me.

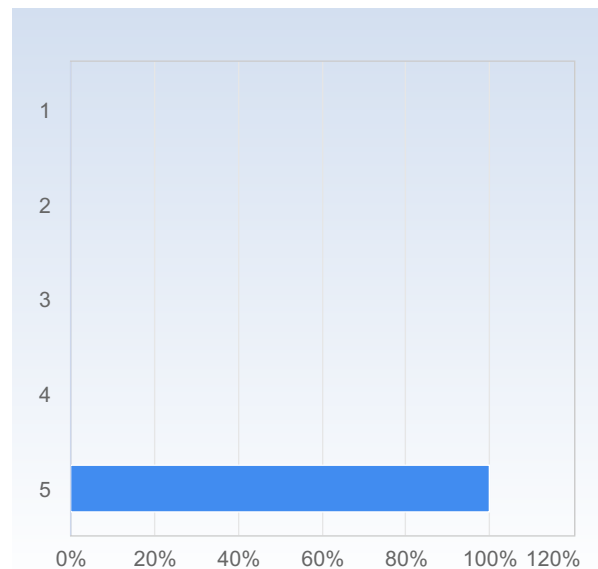
The way the course was taught and organised suited me.	Number of responses
1	0 (0,0%)
2	1 (100,0%)
3	0 (0,0%)
4	0 (0,0%)
5	0 (0,0%)
Total	1 (100,0%)



	Mean	Standard Deviation
The way the course was taught and organised suited me.	2,0	0,0

My lecture was valuable for my learning.

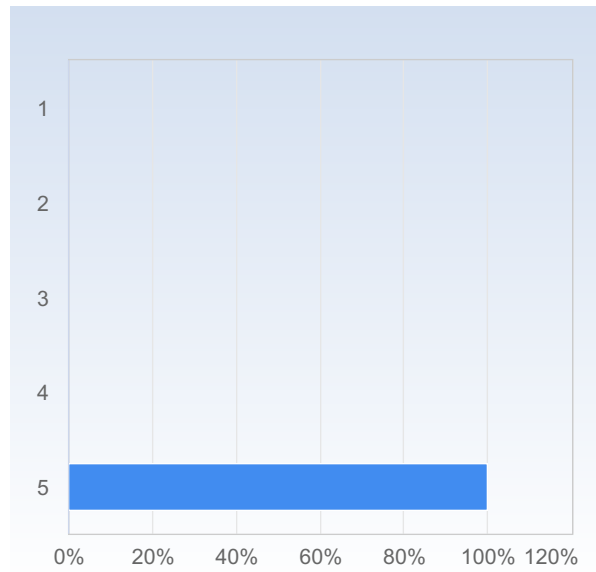
My lecture was valuable for my learning.	Number of responses
1	0 (0,0%)
2	0 (0,0%)
3	0 (0,0%)
4	0 (0,0%)
5	1 (100,0%)
Total	1 (100,0%)



	Mean	Standard Deviation
My lecture was valuable for my learning.	5,0	0,0

The other lectures were valuable for my learning

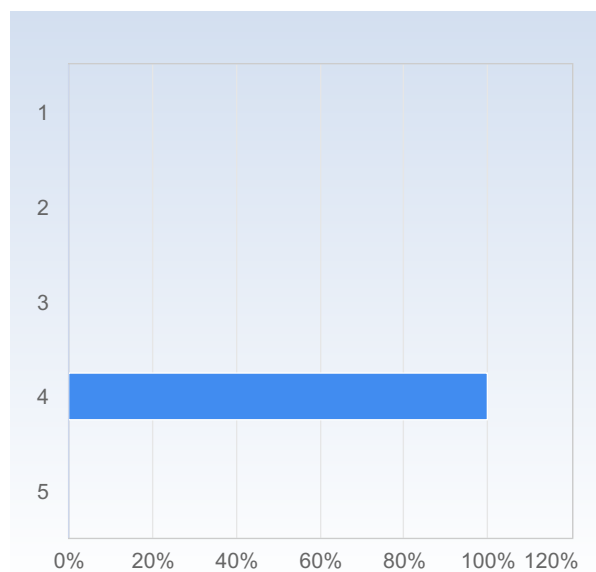
The other lectures were valuable for my learning	Number of responses
1	0 (0,0%)
2	0 (0,0%)
3	0 (0,0%)
4	0 (0,0%)
5	1 (100,0%)
Total	1 (100,0%)



	Mean	Standard Deviation
The other lectures were valuable for my learning	5,0	0,0

The report was valuable for my learning.

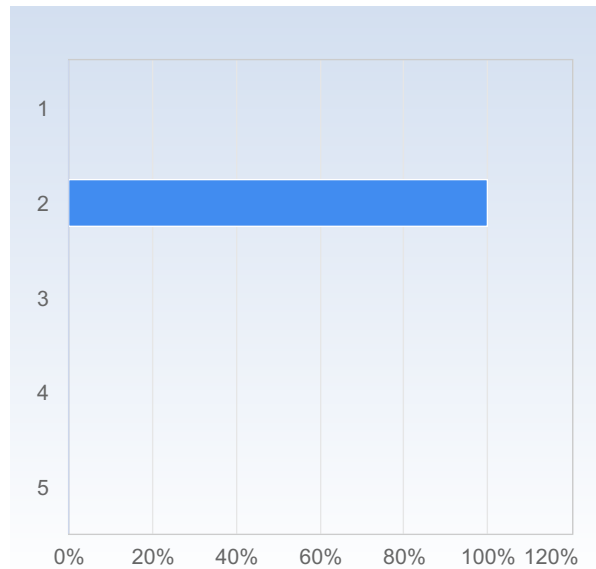
The report was valuable for my learning.	Number of responses
1	0 (0,0%)
2	0 (0,0%)
3	0 (0,0%)
4	1 (100,0%)
5	0 (0,0%)
Total	1 (100,0%)



	Mean	Standard Deviation
The report was valuable for my learning.	4,0	0,0

The information I received before the course start was satisfactory.

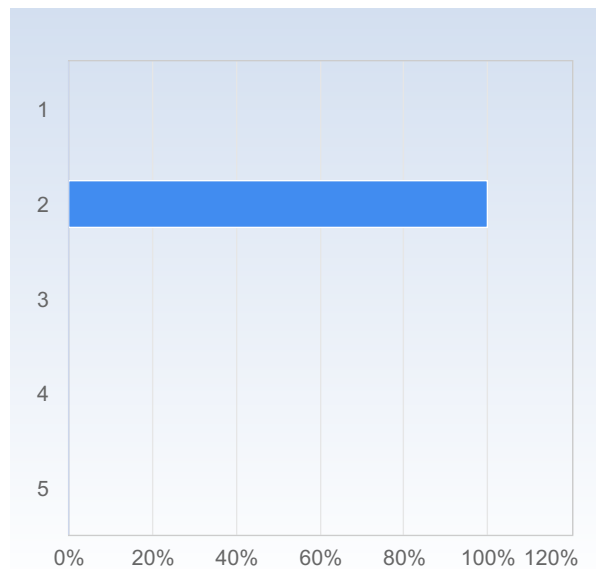
The information I received before the course start was satisfactory.	Number of responses
1	0 (0,0%)
2	1 (100,0%)
3	0 (0,0%)
4	0 (0,0%)
5	0 (0,0%)
Total	1 (100,0%)



	Mean	Standard Deviation
The information I received before the course start was satisfactory.	2,0	0,0

The communication with the teaching staff during the course was good.

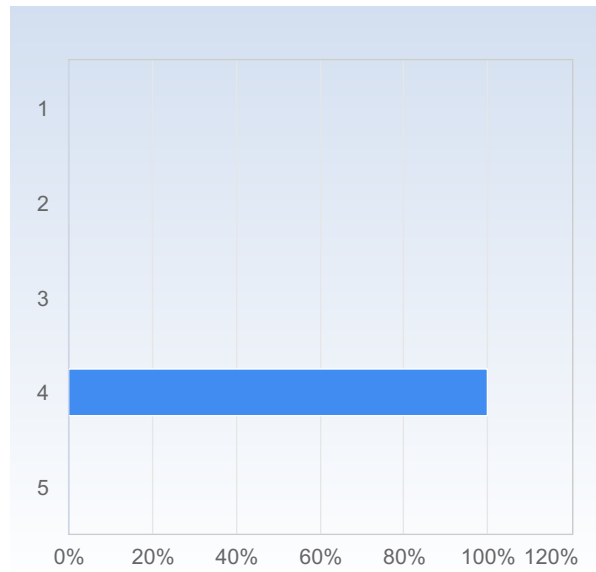
The communication with the teaching staff during the course was good.	Number of responses
1	0 (0,0%)
2	1 (100,0%)
3	0 (0,0%)
4	0 (0,0%)
5	0 (0,0%)
Total	1 (100,0%)



	Mean	Standard Deviation
The communication with the teaching staff during the course was good.	2,0	0,0

It was clear throughout the course what was expected of me.

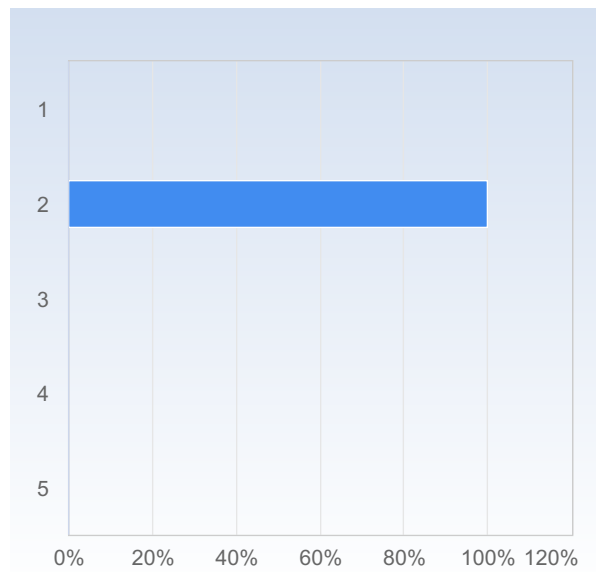
It was clear throughout the course what was expected of me.	Number of responses
1	0 (0,0%)
2	0 (0,0%)
3	0 (0,0%)
4	1 (100,0%)
5	0 (0,0%)
Total	1 (100,0%)



	Mean	Standard Deviation
It was clear throughout the course what was expected of me.	4,0	0,0

I have received valuable feedback from my teacher/teachers during the course.

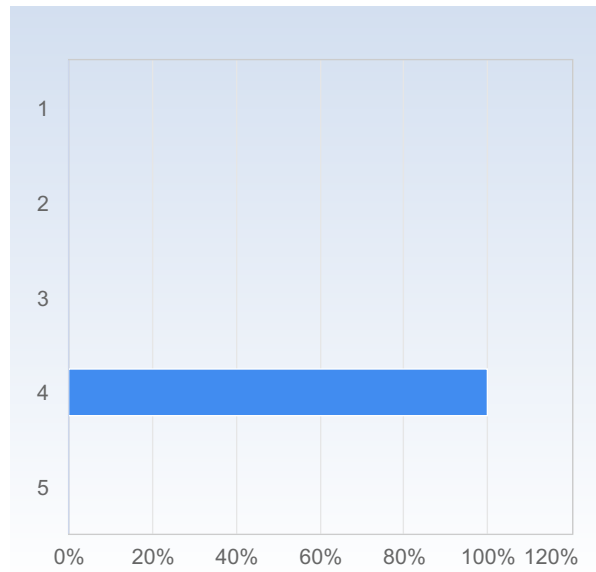
I have received valuable feedback from my teacher/teachers during the course.	Number of responses
1	0 (0,0%)
2	1 (100,0%)
3	0 (0,0%)
4	0 (0,0%)
5	0 (0,0%)
Total	1 (100,0%)



	Mean	Standard Deviation
I have received valuable feedback from my teacher/teachers during the course.	2,0	0,0

The course had a reasonable workload.

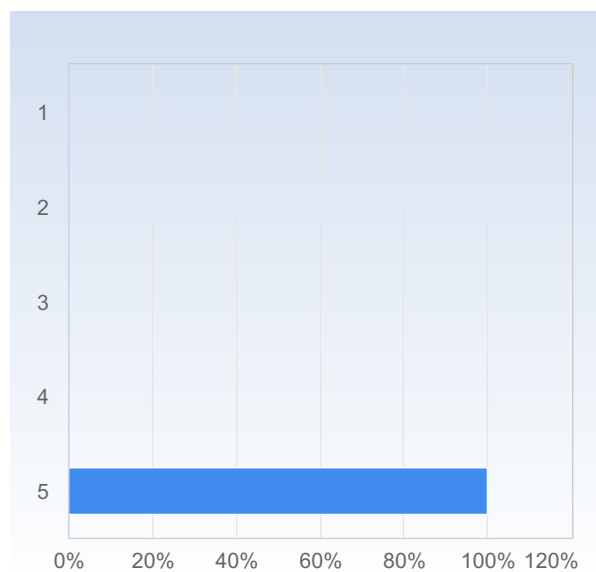
The course had a reasonable workload.	Number of responses
1	0 (0,0%)
2	0 (0,0%)
3	0 (0,0%)
4	1 (100,0%)
5	0 (0,0%)
Total	1 (100,0%)



	Mean	Standard Deviation
The course had a reasonable workload.	4,0	0,0

Overall, I am satisfied with the course.

Overall, I am satisfied with the course.	Number of responses
1	0 (0,0%)
2	0 (0,0%)
3	0 (0,0%)
4	0 (0,0%)
5	1 (100,0%)
Total	1 (100,0%)



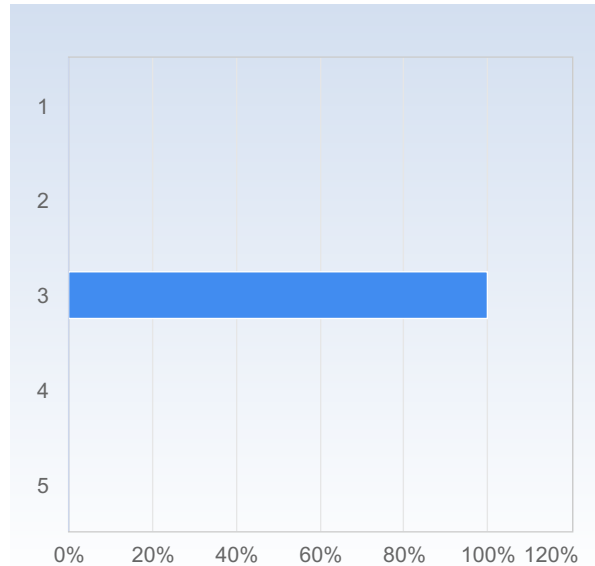
	Mean	Standard Deviation
Overall, I am satisfied with the course.	5,0	0,0

On the development of generic skills

On a scale 1-5 select the option that best matches your opinion:
1= disagree completely → **3= partly agree** → **5= agree completely**

The course has increased my ability to read a mathematical text.

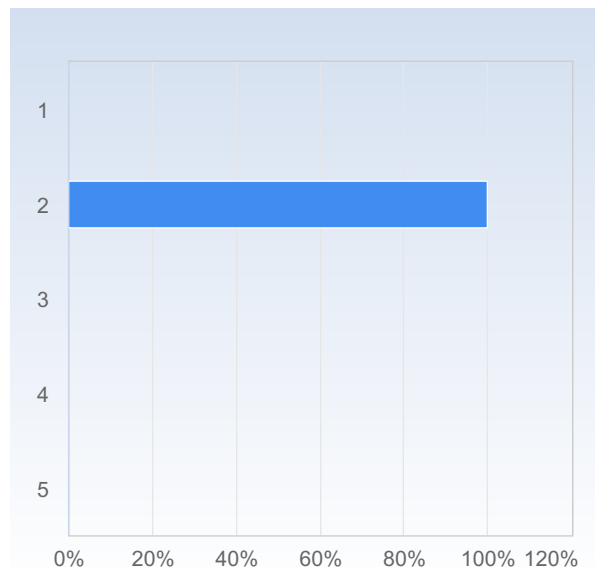
The course has increased my ability to read a mathematical text.	Number of responses
1	0 (0,0%)
2	0 (0,0%)
3	1 (100,0%)
4	0 (0,0%)
5	0 (0,0%)
Total	1 (100,0%)



	Mean	Standard Deviation
The course has increased my ability to read a mathematical text.	3,0	0,0

The course has increased my ability to communicate the subject in writing.

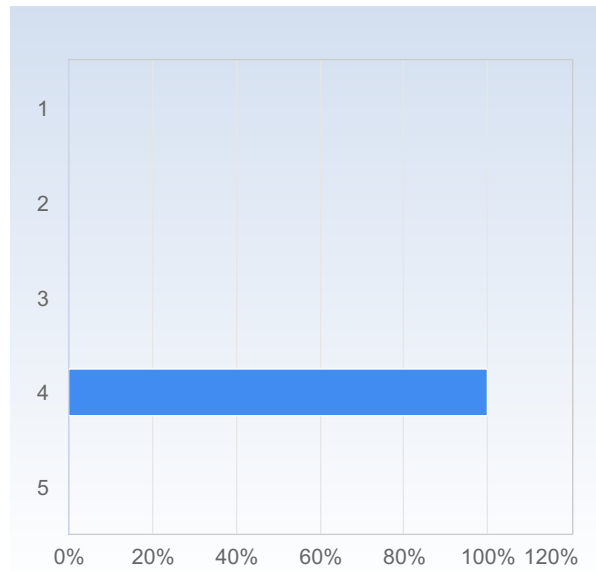
The course has increased my ability to communicate the subject in writing.	Number of responses
1	0 (0,0%)
2	1 (100,0%)
3	0 (0,0%)
4	0 (0,0%)
5	0 (0,0%)
Total	1 (100,0%)



	Mean	Standard Deviation
The course has increased my ability to communicate the subject in writing.	2,0	0,0

The course has increased my ability to communicate the subject orally.

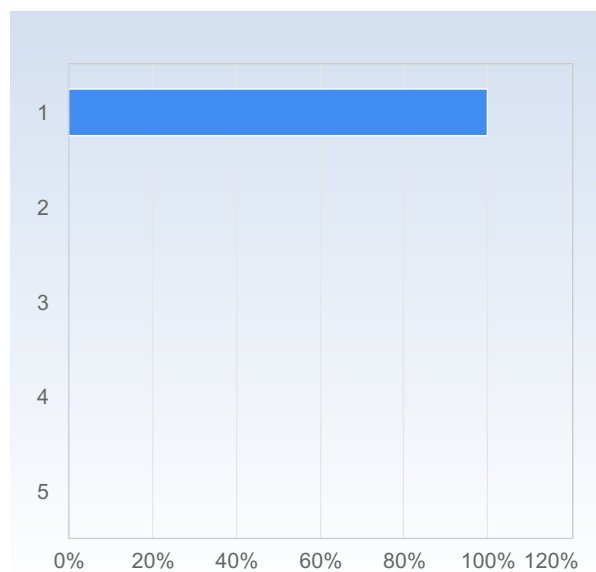
The course has increased my ability to communicate the subject orally.	Number of responses
1	0 (0,0%)
2	0 (0,0%)
3	0 (0,0%)
4	1 (100,0%)
5	0 (0,0%)
Total	1 (100,0%)



	Mean	Standard Deviation
The course has increased my ability to communicate the subject orally.	4,0	0,0

The course has increased my ability to collaborate.

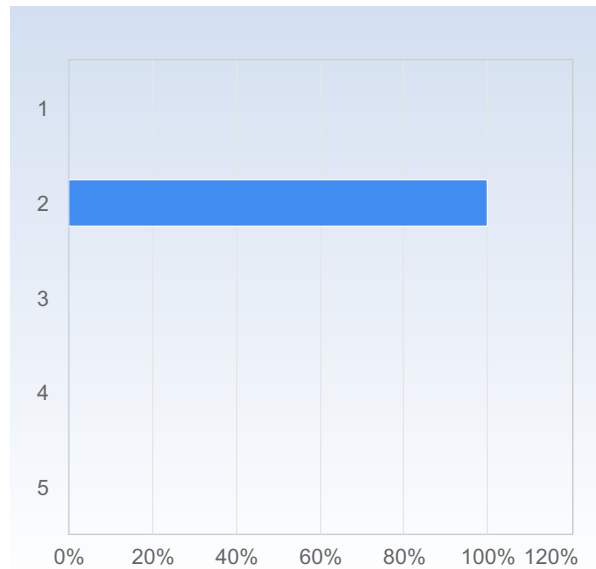
The course has increased my ability to collaborate.	Number of responses
1	1 (100,0%)
2	0 (0,0%)
3	0 (0,0%)
4	0 (0,0%)
5	0 (0,0%)
Total	1 (100,0%)



	Mean	Standard Deviation
The course has increased my ability to collaborate.	1,0	0,0

The course has increased my ability to search and process information.

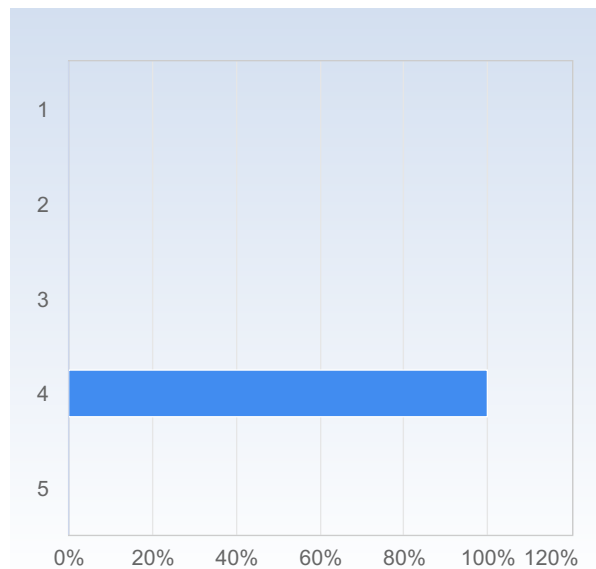
The course has increased my ability to search and process information.	Number of responses
1	0 (0,0%)
2	1 (100,0%)
3	0 (0,0%)
4	0 (0,0%)
5	0 (0,0%)
Total	1 (100,0%)



	Mean	Standard Deviation
The course has increased my ability to search and process information.	2,0	0,0

The course has increased my ability to analyze and solve problems.

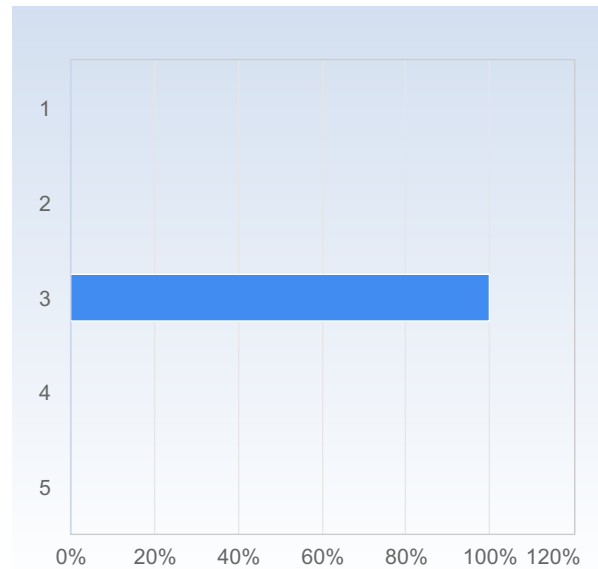
The course has increased my ability to analyze and solve problems.	Number of responses
1	0 (0,0%)
2	0 (0,0%)
3	0 (0,0%)
4	1 (100,0%)
5	0 (0,0%)
Total	1 (100,0%)



	Mean	Standard Deviation
The course has increased my ability to analyze and solve problems.	4,0	0,0

As a result of this course, I feel confident about tackling unfamiliar problems.

As a result of this course, I feel confident about tackling unfamiliar problems.	Number of responses
1	0 (0,0%)
2	0 (0,0%)
3	1 (100,0%)
4	0 (0,0%)
5	0 (0,0%)
Total	1 (100,0%)



	Mean	Standard Deviation
As a result of this course, I feel confident about tackling unfamiliar problems.	3,0	0,0

What did you appreciate most with the course?

What do you think should be improved?

Have you during this course experienced course literature, staff or teaching methods to be discriminatory in any way (gender, ethnicity, etc.)?