

Kurssammanställning MATM48 Fourieranalys vt 2024

Kursansvarig: Sandra Pott

Övriga lärare:

Antal studenter:

Betyg:

3 st UK,

2 st G.

Utvärdering

I. Sammanfattning av kursvärderingen

Totalt antal svar: 1

Kort sammanfattning av resultatet: Sammantaget var studenterna nöjda med kursen (alla betyg var 3 eller 4). Studenterna var nöjda med lektionerna och övningarna, men lite mindre nöjda (betyg 3) med kurslitteratur och webbsidan.

II. Lärarlagets kommentarer

Läraren tyckte att kursen gick för det mesta bra.

III. Utvärdering av förändringar sedan förra kursen

Vi har förbättrat Canvas sidan, och det verkar positivt. Kursen hade väldigt få deltagare pga ändrat förkunskapskrav.

IV. Förslag till förändringar till nästa kurs

Kursen hade få deltagare pga ändrat förkunskapskrav. Vi planerar därför att ändra kursplanen igen. Vi planerar också att förbättra Canvassidan.

2024-12-20, sammanställt av Sandra Pott

Sammanställningen skickas till anna-maria.persson@math.lu.se.

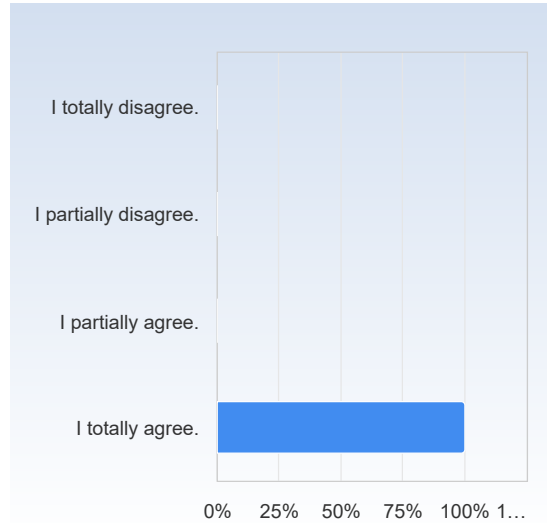
Fourier Analysis, Spring 2024

Respondents: 5
Answer Count: 1
Answer Frequency: 20.00%

Projects, assignments

The degree of difficulty of the assignments matched the content of the course.

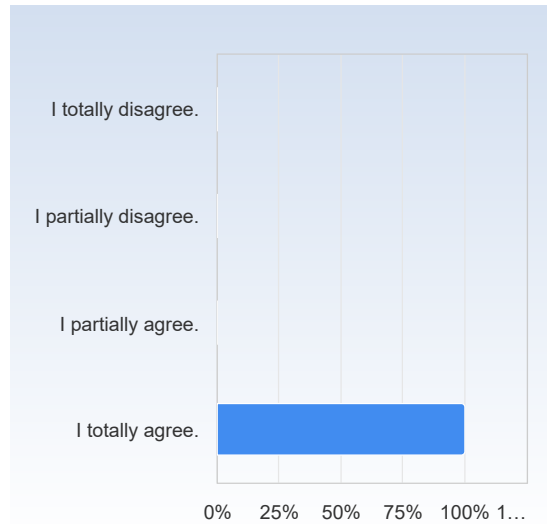
The degree of difficulty of the assignments matched the content of the course.	Number of responses
I totally disagree.	0 (0.0%)
I partially disagree.	0 (0.0%)
I partially agree.	0 (0.0%)
I totally agree.	1 (100.0%)
Total	1 (100.0%)



	Mean	Standard Deviation
The degree of difficulty of the assignments matched the content of the course.	4.0	0.0

The assignments contributed to increase my understanding of the subject.

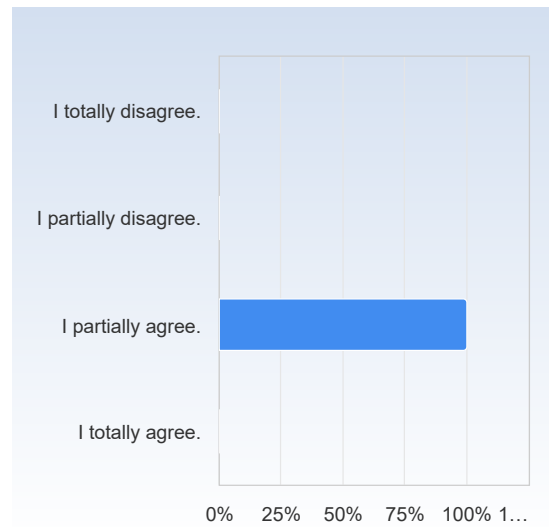
The assignments contributed to increase my understanding of the subject.	Number of responses
I totally disagree.	0 (0.0%)
I partially disagree.	0 (0.0%)
I partially agree.	0 (0.0%)
I totally agree.	1 (100.0%)
Total	1 (100.0%)



	Mean	Standard Deviation
The assignments contributed to increase my understanding of the subject.	4.0	0.0

The assignments contributed to increase my ability to communicate my mathematical knowledge.

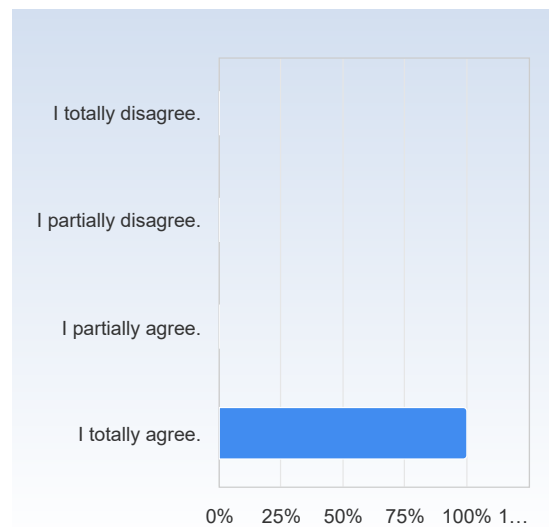
The assignments contributed to increase my ability to communicate my mathematical knowledge.	Number of responses
I totally disagree.	0 (0.0%)
I partially disagree.	0 (0.0%)
I partially agree.	1 (100.0%)
I totally agree.	0 (0.0%)
Total	1 (100.0%)



	Mean	Standard Deviation
The assignments contributed to increase my ability to communicate my mathematical knowledge.	3.0	0.0

The planning and implementation of the assignments has been satisfactory.

The planning and implementation of the assignments has been satisfactory.	Number of responses
I totally disagree.	0 (0.0%)
I partially disagree.	0 (0.0%)
I partially agree.	0 (0.0%)
I totally agree.	1 (100.0%)
Total	1 (100.0%)

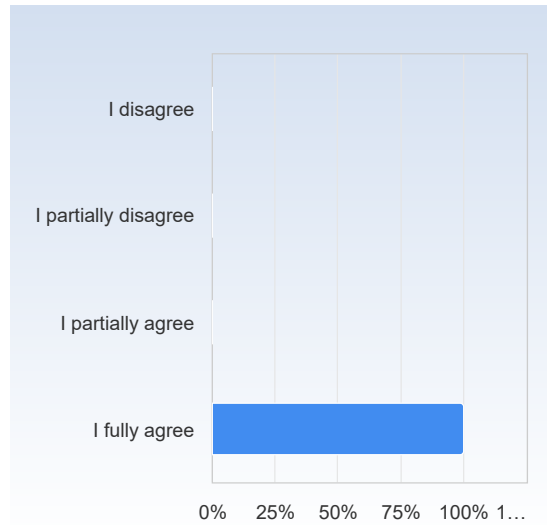


	Mean	Standard Deviation
The planning and implementation of the assignments has been satisfactory.	4.0	0.0

The course in general

The content of the course matched my expectations.

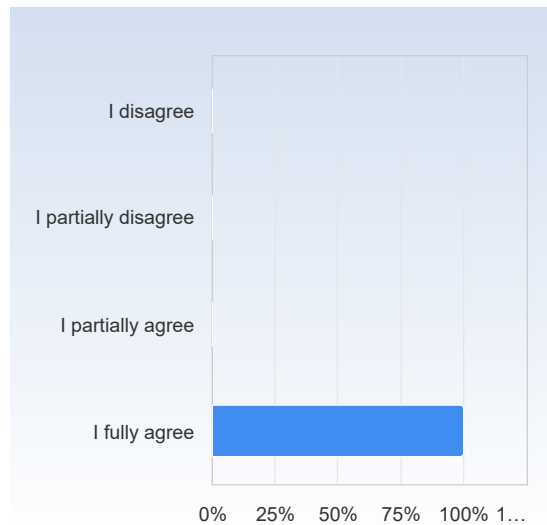
The content of the course matched my expectations.	Number of responses
I disagree	0 (0.0%)
I partially disagree	0 (0.0%)
I partially agree	0 (0.0%)
I fully agree	1 (100.0%)
Total	1 (100.0%)



	Mean	Standard Deviation
The content of the course matched my expectations.	4.0	0.0

The information about the course (schedule, exam etc.) via Internet has been satisfactory.

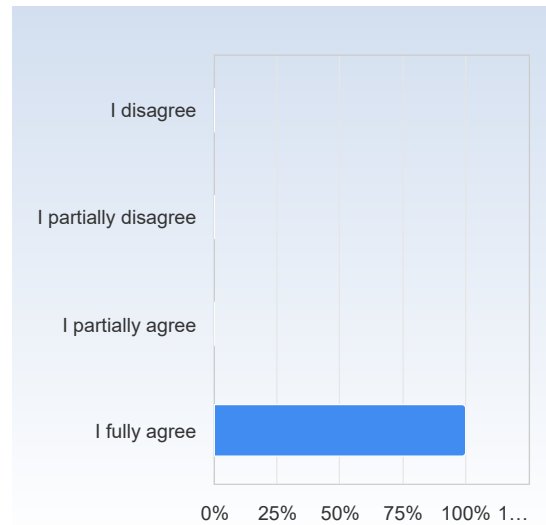
The information about the course (schedule, exam etc.) via Internet has been satisfactory.	Number of responses
I disagree	0 (0.0%)
I partially disagree	0 (0.0%)
I partially agree	0 (0.0%)
I fully agree	1 (100.0%)
Total	1 (100.0%)



	Mean	Standard Deviation
The information about the course (schedule, exam etc.) via Internet has been satisfactory.	4.0	0.0

The information about the course (schedules, exam etc.) via lectures/and seminars has been satisfactory.

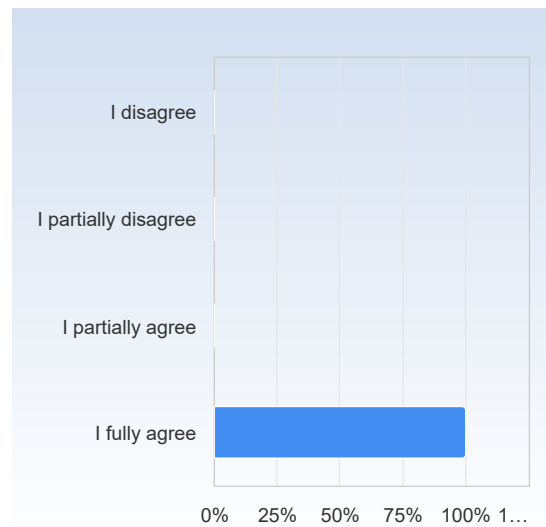
The information about the course (schedules, exam etc.) via lectures/and seminars has been satisfactory.	Number of responses
I disagree	0 (0.0%)
I partially disagree	0 (0.0%)
I partially agree	0 (0.0%)
I fully agree	1 (100.0%)
Total	1 (100.0%)



	Mean	Standard Deviation
The information about the course (schedules, exam etc.) via lectures/and seminars has been satisfactory.	4.0	0.0

The course was organized in a satisfactory manner.

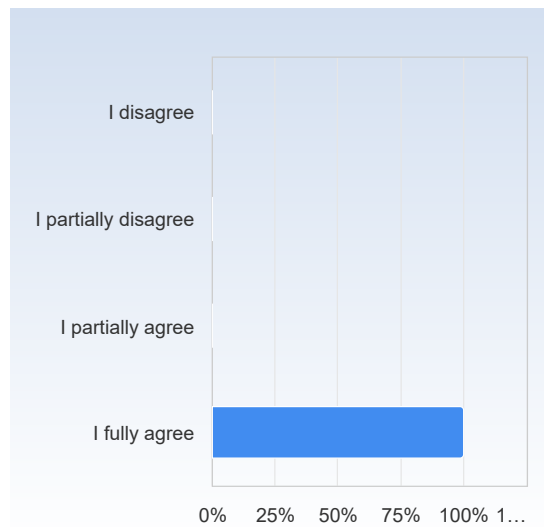
The course was organized in a satisfactory manner.	Number of responses
I disagree	0 (0.0%)
I partially disagree	0 (0.0%)
I partially agree	0 (0.0%)
I fully agree	1 (100.0%)
Total	1 (100.0%)



	Mean	Standard Deviation
The course was organized in a satisfactory manner.	4.0	0.0

The course material has been comprehensible.

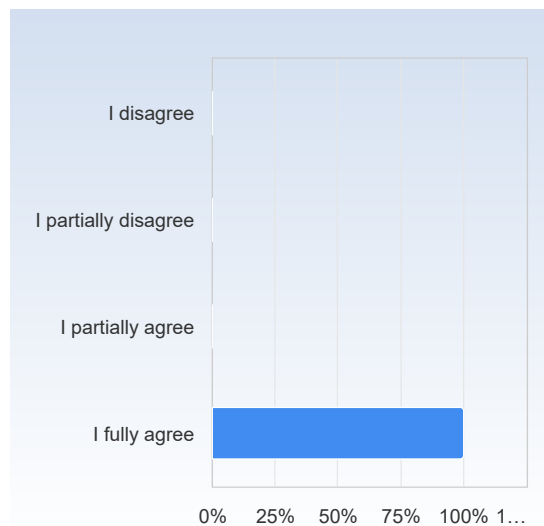
The course material has been comprehensible.	Number of responses
I disagree	0 (0.0%)
I partially disagree	0 (0.0%)
I partially agree	0 (0.0%)
I fully agree	1 (100.0%)
Total	1 (100.0%)



	Mean	Standard Deviation
The course material has been comprehensible.	4.0	0.0

My prior knowledge has been sufficient in order to be able to assimilate the contents of the course.

My prior knowledge has been sufficient in order to be able to assimilate the contents of the course.	Number of responses
I disagree	0 (0.0%)
I partially disagree	0 (0.0%)
I partially agree	0 (0.0%)
I fully agree	1 (100.0%)
Total	1 (100.0%)

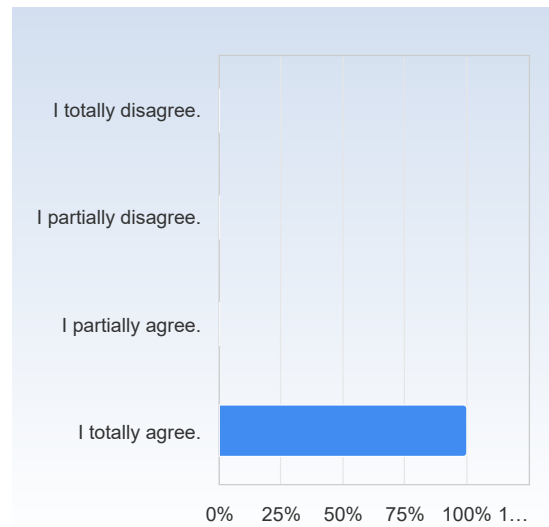


	Mean	Standard Deviation
My prior knowledge has been sufficient in order to be able to assimilate the contents of the course.	4.0	0.0

Lectures

The planning of the lectures has been satisfactory.

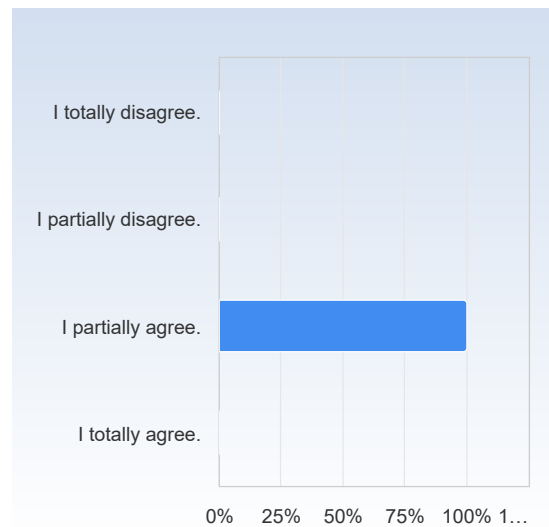
The planning of the lectures has been satisfactory.	Number of responses
I totally disagree.	0 (0.0%)
I partially disagree.	0 (0.0%)
I partially agree.	0 (0.0%)
I totally agree.	1 (100.0%)
Total	1 (100.0%)



	Mean	Standard Deviation
The planning of the lectures has been satisfactory.	4.0	0.0

The number of lectures has been satisfactory.

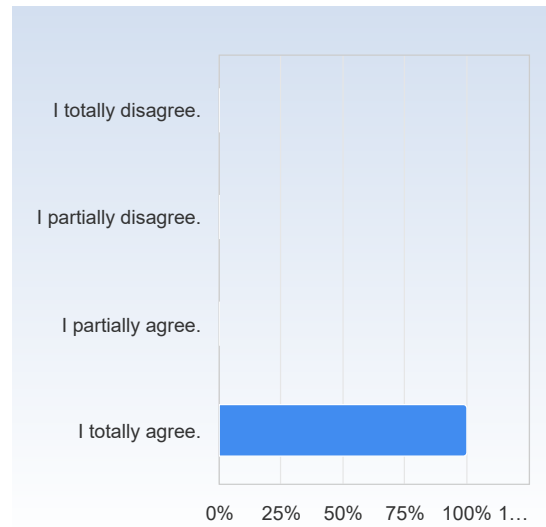
The number of lectures has been satisfactory.	Number of responses
I totally disagree.	0 (0.0%)
I partially disagree.	0 (0.0%)
I partially agree.	1 (100.0%)
I totally agree.	0 (0.0%)
Total	1 (100.0%)



	Mean	Standard Deviation
The number of lectures has been satisfactory.	3.0	0.0

The pace of the lectures matched the content of the course.

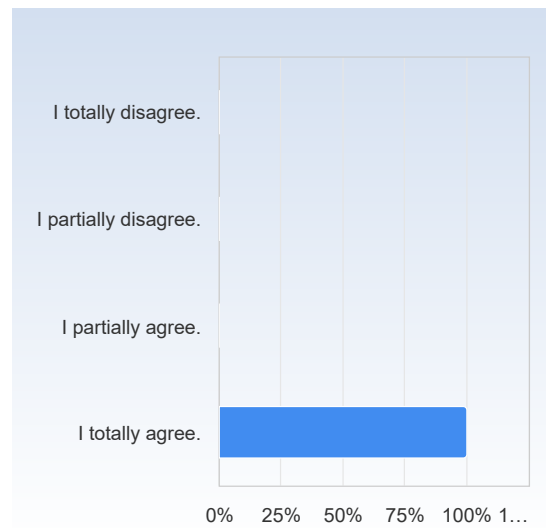
The pace of the lectures matched the content of the course.	Number of responses
I totally disagree.	0 (0.0%)
I partially disagree.	0 (0.0%)
I partially agree.	0 (0.0%)
I totally agree.	1 (100.0%)
Total	1 (100.0%)



	Mean	Standard Deviation
The pace of the lectures matched the content of the course.	4.0	0.0

The lecturer presented the material in a pedagogical manner.

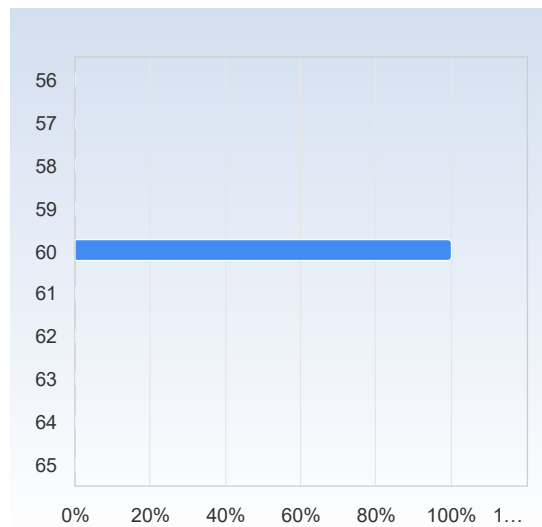
The lecturer presented the material in a pedagogical manner.	Number of responses
I totally disagree.	0 (0.0%)
I partially disagree.	0 (0.0%)
I partially agree.	0 (0.0%)
I totally agree.	1 (100.0%)
Total	1 (100.0%)



	Mean	Standard Deviation
The lecturer presented the material in a pedagogical manner.	4.0	0.0

To which extent did you attend the lectures? (percentage)

To which extent did you attend the lectures? (percentage)	Number of responses
56	0 (0.0%)
57	0 (0.0%)
58	0 (0.0%)
59	0 (0.0%)
60	1 (100.0%)
61	0 (0.0%)
62	0 (0.0%)
63	0 (0.0%)
64	0 (0.0%)
65	0 (0.0%)
Total	1 (100.0%)

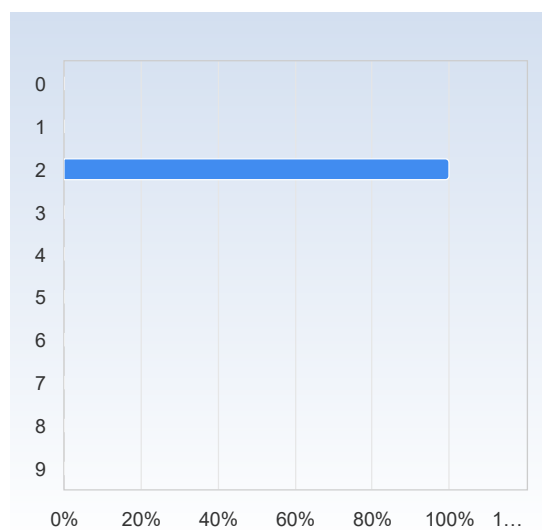


	Mean	Standard Deviation
To which extent did you attend the lectures? (percentage)	60.0	0.0

How many hours per week have you spent on studying for this course, including scheduled hours?

From

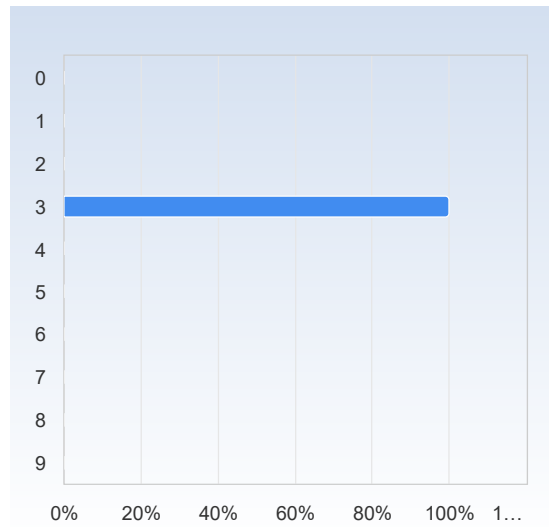
From	Number of responses
0	0 (0.0%)
1	0 (0.0%)
2	1 (100.0%)
3	0 (0.0%)
4	0 (0.0%)
5	0 (0.0%)
6	0 (0.0%)
7	0 (0.0%)
8	0 (0.0%)
9	0 (0.0%)
Total	1 (100.0%)



	Mean	Standard Deviation
From	2.0	0.0

To

To	Number of responses
0	0 (0.0%)
1	0 (0.0%)
2	0 (0.0%)
3	1 (100.0%)
4	0 (0.0%)
5	0 (0.0%)
6	0 (0.0%)
7	0 (0.0%)
8	0 (0.0%)
9	0 (0.0%)
Total	1 (100.0%)

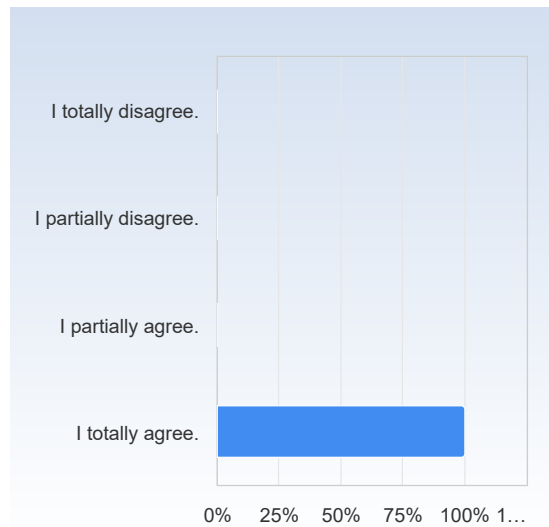


To	Mean	Standard Deviation
	3.0	0.0

Examination

The examination form has been satisfactory.

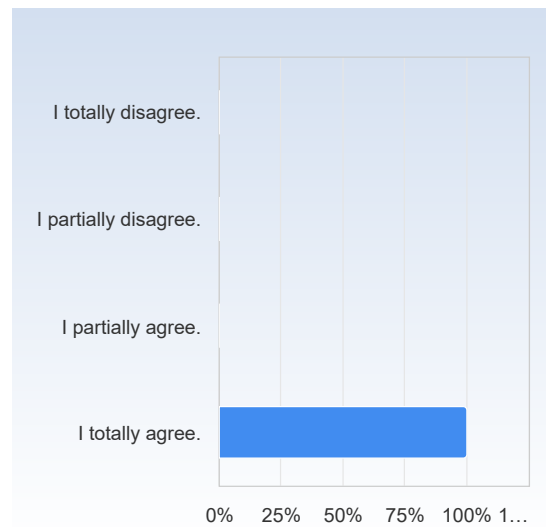
The examination form has been satisfactory.	Number of responses
I totally disagree.	0 (0.0%)
I partially disagree.	0 (0.0%)
I partially agree.	0 (0.0%)
I totally agree.	1 (100.0%)
Total	1 (100.0%)



The examination form has been satisfactory.	Mean	Standard Deviation
	4.0	0.0

The degree of difficulty of the examination matched the content of the course.

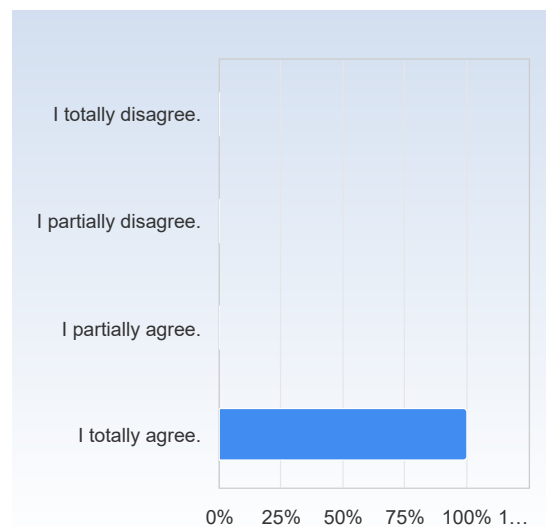
The degree of difficulty of the examination matched the content of the course.	Number of responses
I totally disagree.	0 (0.0%)
I partially disagree.	0 (0.0%)
I partially agree.	0 (0.0%)
I totally agree.	1 (100.0%)
Total	1 (100.0%)



	Mean	Standard Deviation
The degree of difficulty of the examination matched the content of the course.	4.0	0.0

The exam questions reflected the content of the course and matched the learning objectives.

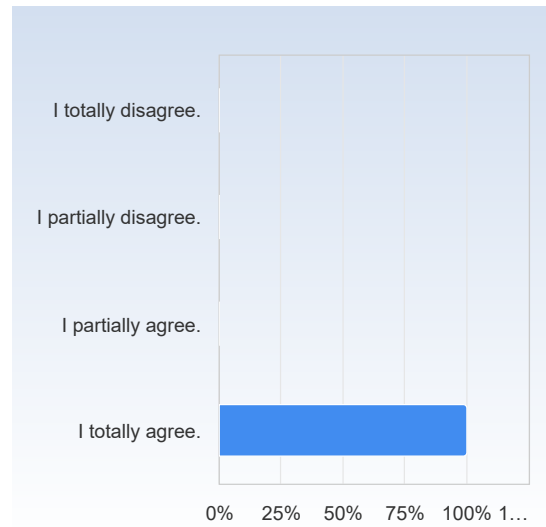
The exam questions reflected the content of the course and matched the learning objectives.	Number of responses
I totally disagree.	0 (0.0%)
I partially disagree.	0 (0.0%)
I partially agree.	0 (0.0%)
I totally agree.	1 (100.0%)
Total	1 (100.0%)



	Mean	Standard Deviation
The exam questions reflected the content of the course and matched the learning objectives.	4.0	0.0

The grade that I received on the exam reflects my work during the course.

The grade that I received on the exam reflects my work during the course.	Number of responses
I totally disagree.	0 (0.0%)
I partially disagree.	0 (0.0%)
I partially agree.	0 (0.0%)
I totally agree.	1 (100.0%)
Total	1 (100.0%)

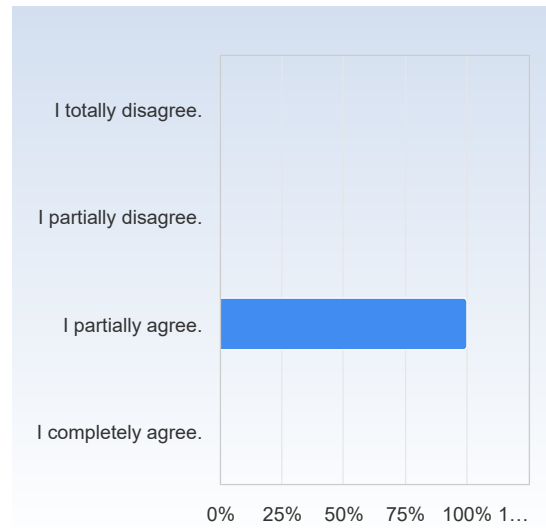


	Mean	Standard Deviation
The grade that I received on the exam reflects my work during the course.	4.0	0.0

Course literature, course material

The course literature has been informative and relevant.

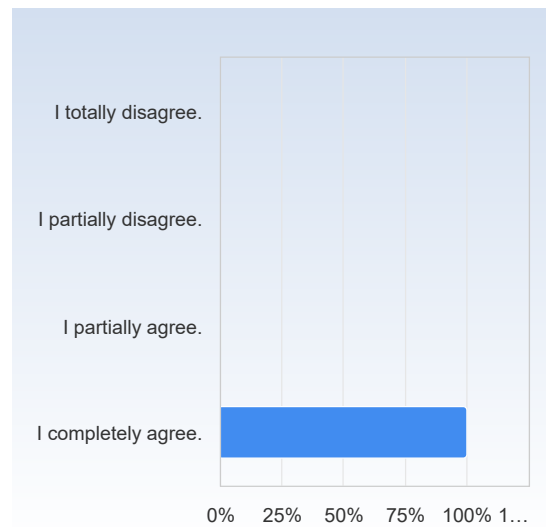
The course literature has been informative and relevant.	Number of responses
I totally disagree.	0 (0.0%)
I partially disagree.	0 (0.0%)
I partially agree.	1 (100.0%)
I completely agree.	0 (0.0%)
Total	1 (100.0%)



	Mean	Standard Deviation
The course literature has been informative and relevant.	3.0	0.0

I have used the course literature and material extensively.

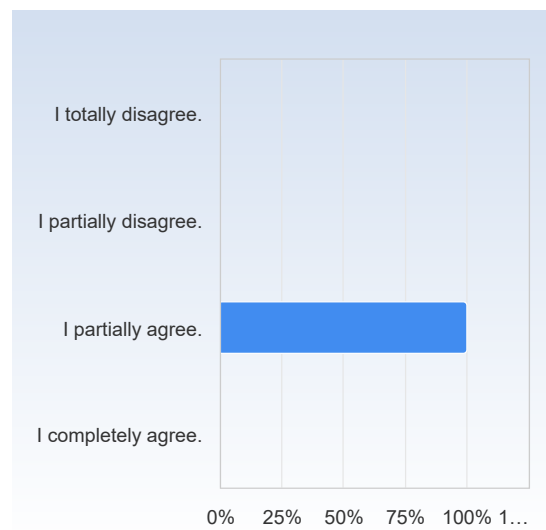
I have used the course literature and material extensively.	Number of responses
I totally disagree.	0 (0.0%)
I partially disagree.	0 (0.0%)
I partially agree.	0 (0.0%)
I completely agree.	1 (100.0%)
Total	1 (100.0%)



	Mean	Standard Deviation
I have used the course literature and material extensively.	4.0	0.0

The complementary course material has been satisfactory.

The complementary course material has been satisfactory.	Number of responses
I totally disagree.	0 (0.0%)
I partially disagree.	0 (0.0%)
I partially agree.	1 (100.0%)
I completely agree.	0 (0.0%)
Total	1 (100.0%)

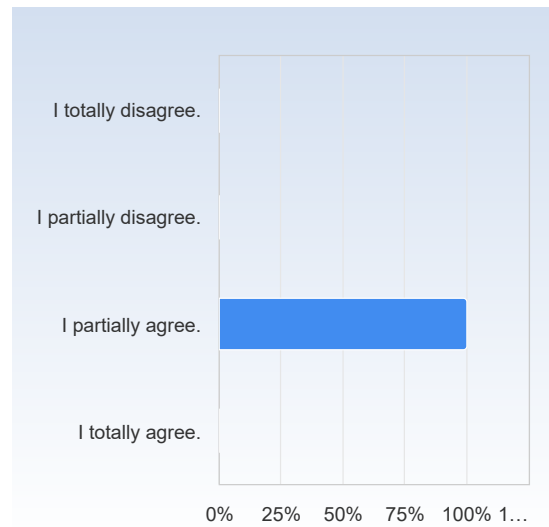


	Mean	Standard Deviation
The complementary course material has been satisfactory.	3.0	0.0

Seminars

The number of seminars has been satisfactory.

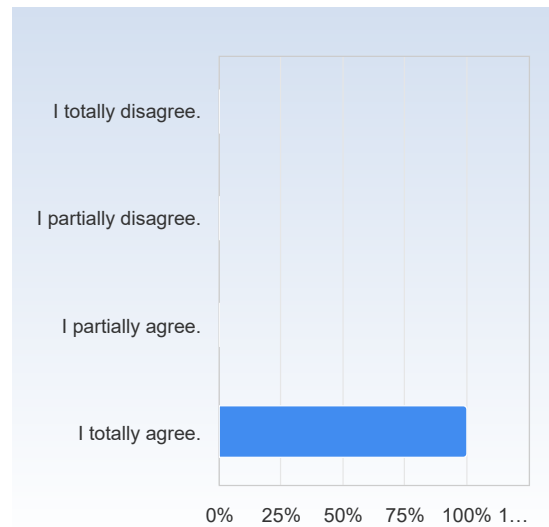
The number of seminars has been satisfactory.	Number of responses
I totally disagree.	0 (0.0%)
I partially disagree.	0 (0.0%)
I partially agree.	1 (100.0%)
I totally agree.	0 (0.0%)
Total	1 (100.0%)



	Mean	Standard Deviation
The number of seminars has been satisfactory.	3.0	0.0

The teaching form and planning of the seminars has been satisfactory.

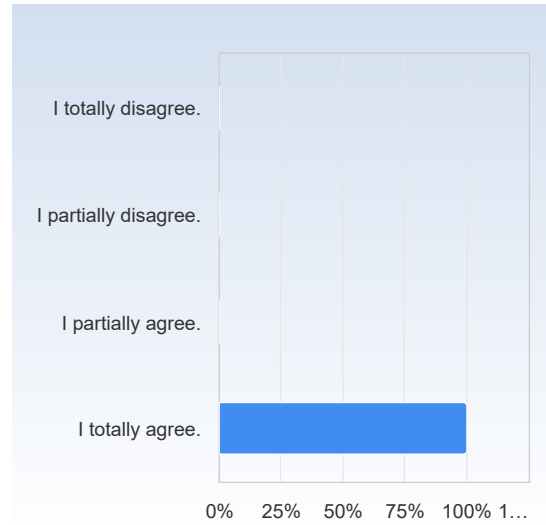
The teaching form and planning of the seminars has been satisfactory.	Number of responses
I totally disagree.	0 (0.0%)
I partially disagree.	0 (0.0%)
I partially agree.	0 (0.0%)
I totally agree.	1 (100.0%)
Total	1 (100.0%)



	Mean	Standard Deviation
The teaching form and planning of the seminars has been satisfactory.	4.0	0.0

The seminars contributed to increase my understanding of the subject.

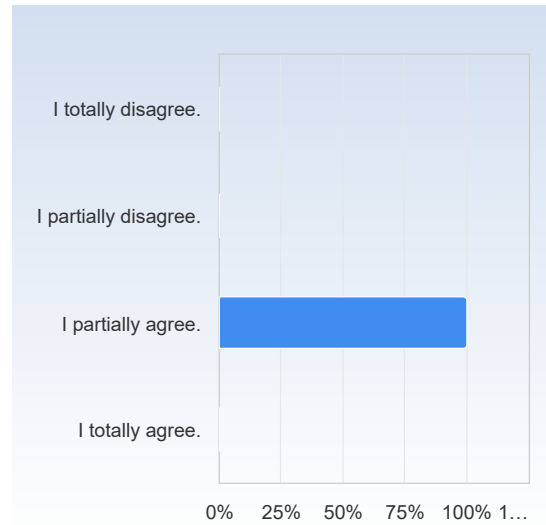
The seminars contributed to increase my understanding of the subject.	Number of responses
I totally disagree.	0 (0.0%)
I partially disagree.	0 (0.0%)
I partially agree.	0 (0.0%)
I totally agree.	1 (100.0%)
Total	1 (100.0%)



	Mean	Standard Deviation
The seminars contributed to increase my understanding of the subject.	4.0	0.0

I have actively participated in the seminars.

I have actively participated in the seminars.	Number of responses
I totally disagree.	0 (0.0%)
I partially disagree.	0 (0.0%)
I partially agree.	1 (100.0%)
I totally agree.	0 (0.0%)
Total	1 (100.0%)

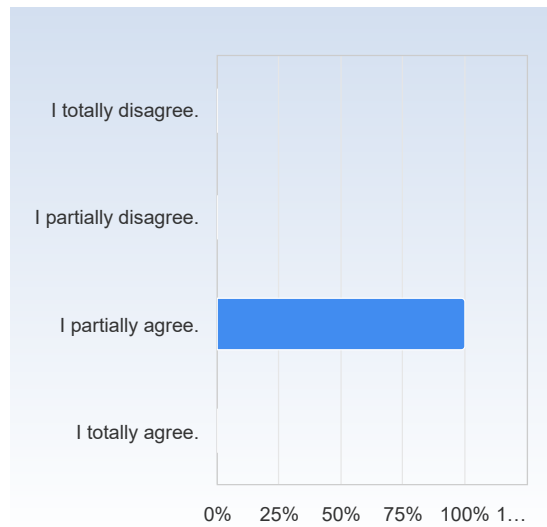


	Mean	Standard Deviation
I have actively participated in the seminars.	3.0	0.0

The course website

The course website was easy to reach and navigate.

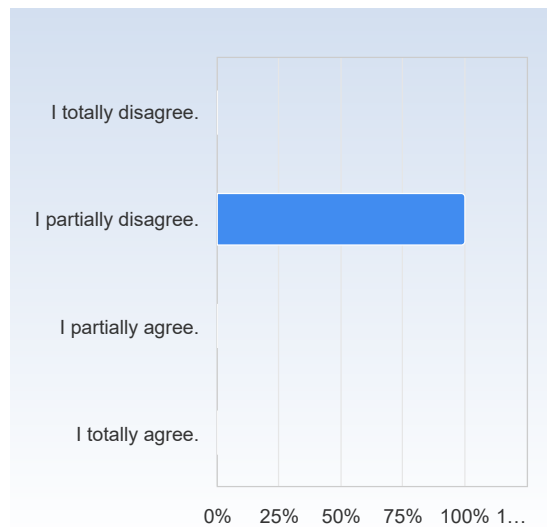
The course website was easy to reach and navigate.	Number of responses
I totally disagree.	0 (0.0%)
I partially disagree.	0 (0.0%)
I partially agree.	1 (100.0%)
I totally agree.	0 (0.0%)
Total	1 (100.0%)



	Mean	Standard Deviation
The course website was easy to reach and navigate.	3.0	0.0

I have used the course website extensively during the course.

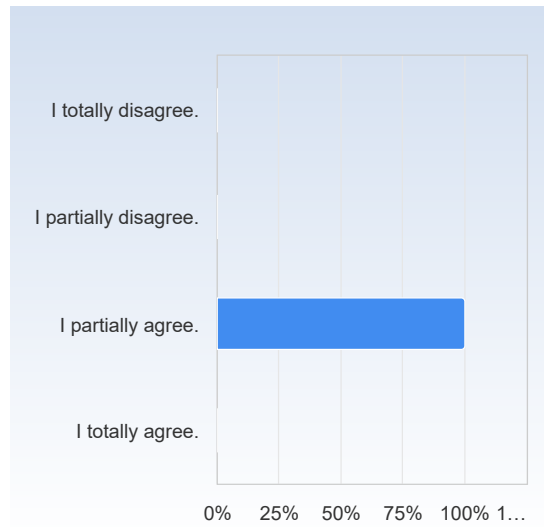
I have used the course website extensively during the course.	Number of responses
I totally disagree.	0 (0.0%)
I partially disagree.	1 (100.0%)
I partially agree.	0 (0.0%)
I totally agree.	0 (0.0%)
Total	1 (100.0%)



	Mean	Standard Deviation
I have used the course website extensively during the course.	2.0	0.0

The information posted on the course website has been satisfactory.

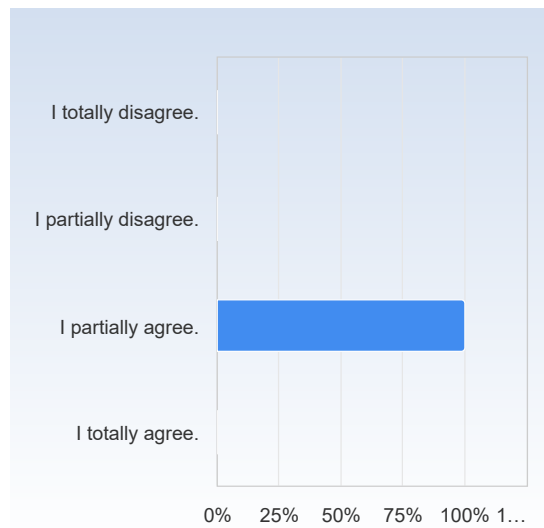
The information posted on the course website has been satisfactory.	Number of responses
I totally disagree.	0 (0.0%)
I partially disagree.	0 (0.0%)
I partially agree.	1 (100.0%)
I totally agree.	0 (0.0%)
Total	1 (100.0%)



	Mean	Standard Deviation
The information posted on the course website has been satisfactory.	3.0	0.0

The material posted on the course website has been relevant.

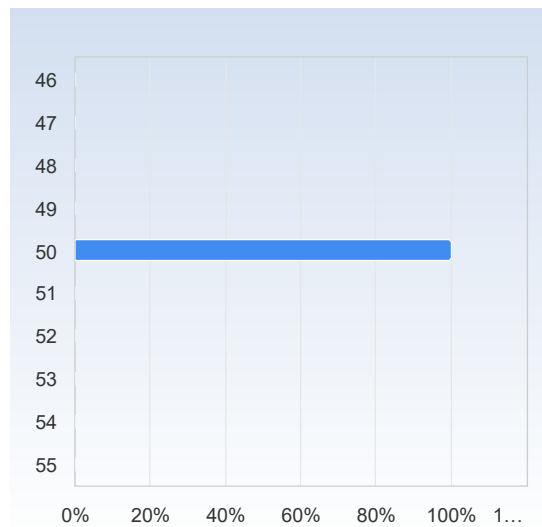
The material posted on the course website has been relevant.	Number of responses
I totally disagree.	0 (0.0%)
I partially disagree.	0 (0.0%)
I partially agree.	1 (100.0%)
I totally agree.	0 (0.0%)
Total	1 (100.0%)



	Mean	Standard Deviation
The material posted on the course website has been relevant.	3.0	0.0

To which extent did you attend the seminars? (percentage)

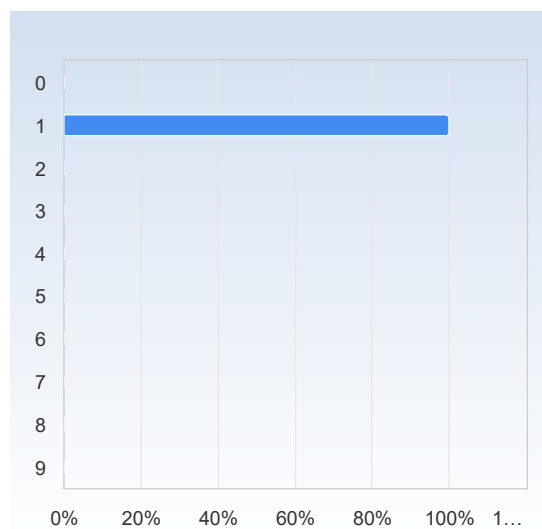
To which extent did you attend the seminars? (percentage)	Number of responses
46	0 (0.0%)
47	0 (0.0%)
48	0 (0.0%)
49	0 (0.0%)
50	1 (100.0%)
51	0 (0.0%)
52	0 (0.0%)
53	0 (0.0%)
54	0 (0.0%)
55	0 (0.0%)
Total	1 (100.0%)



	Mean	Standard Deviation
To which extent did you attend the seminars? (percentage)	50.0	0.0

How many hours did you spend to prepare for the seminars?

How many hours did you spend to prepare for the seminars?	Number of responses
0	0 (0.0%)
1	1 (100.0%)
2	0 (0.0%)
3	0 (0.0%)
4	0 (0.0%)
5	0 (0.0%)
6	0 (0.0%)
7	0 (0.0%)
8	0 (0.0%)
9	0 (0.0%)
Total	1 (100.0%)



	Mean	Standard Deviation
How many hours did you spend to prepare for the seminars?	1.0	0.0