



LUND UNIVERSITY
Faculty of Science

Centre for Mathematical Sciences
Division of Mathematics and Numerical Analysis

Course Analysis for NUMN28 Numerical Simulations of Flow Problems, Spring 2024

Course Information

Lecturer: Philipp Birken

Number of students:

9 newly registered and 1 re-registered.

1 student answered the course evaluation.

Examination

Project: 7 students passed.

Oral examination: 7 students passed.

Final grades:

In all, 7 students have got their final grade.

5 passed with distinction.

2 passed.

Course Evaluation

Summary of student's answers:

The only respondent was satisfied with the course.

Teachers' comments:

The course had

- 2 Lectures per week

- 5 Weekly assignments and one final project

The assignments were corrected to give the students feedback. Student handins of the assignments was lackluster.

The final project was mandatory, and then there was an oral exam based on this.

Changes from the previous course realization:

This year, for the first time, students from the new master program computational science were in the course. Additionally, the course was taught jointly with FMNN40, so that about an equal number of students from engineering degrees were in the course. They have a worse background in numerical analysis compared to the other students and some adjustments had to be made to accommodate for this.

Compared to the previous course realization, a few assignments were adjusted and the content was more streamlined.

Suggestions for the next course realization:

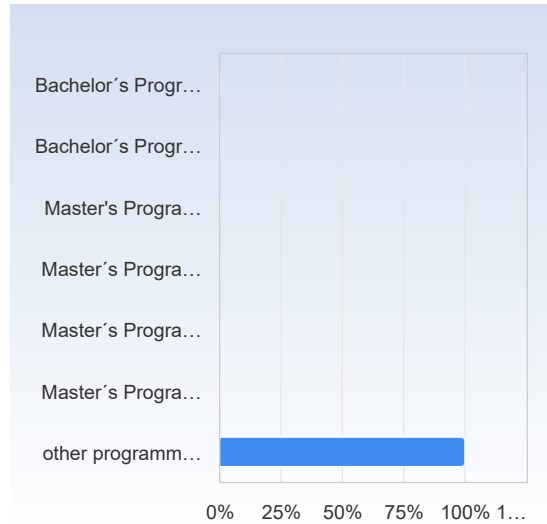
We will take another look at the course to improve the learning experience for engineering students.

NUMN28VT24 Numerical Simulations of Flow Problems

Respondents: 12
Answer Count: 1
Answer Frequency: 8.33%

I have studied this course as part of

I have studied this course as part of	Number of responses
Bachelor's Programme in Mathematics	0 (0.0%)
Bachelor's Programme, other specialization	0 (0.0%)
Master's Programme in Mathematics	0 (0.0%)
Master's Programme in Mathematical Statistics	0 (0.0%)
Master's Programme in Computational Science	0 (0.0%)
Master's Programme, other specialization	0 (0.0%)
other programme or as stand alone course	1 (100.0%)
Total	1 (100.0%)

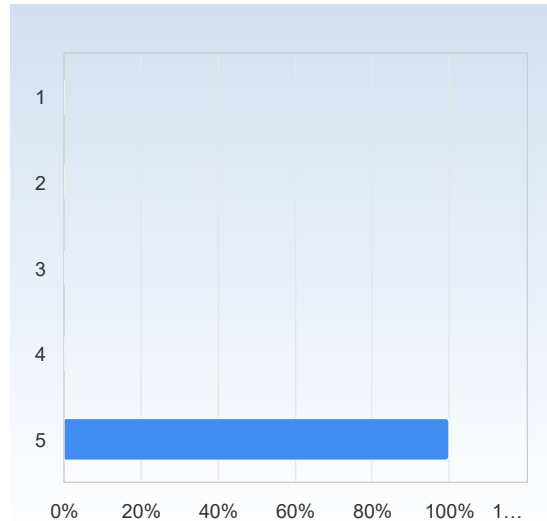


	Mean	Standard Deviation
I have studied this course as part of	8.0	0.0

On the scale 1-5 select the option that best matches your opinion: 1= disagree completely → 3= partly agree → 5= agree completely

2. My prior knowledge has been sufficient to assimilate the contents of this course.

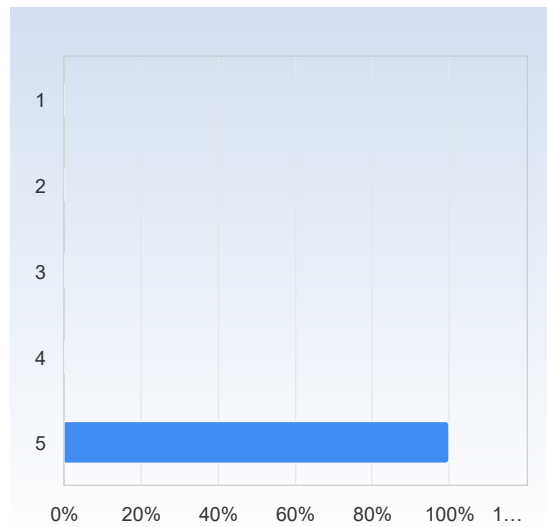
2. My prior knowledge has been sufficient to assimilate the contents of this course.	Number of responses
1	0 (0.0%)
2	0 (0.0%)
3	0 (0.0%)
4	0 (0.0%)
5	1 (100.0%)
Total	1 (100.0%)



	Mean	Standard Deviation
2. My prior knowledge has been sufficient to assimilate the contents of this course.	5.0	0.0

3. I have participated actively in the course.

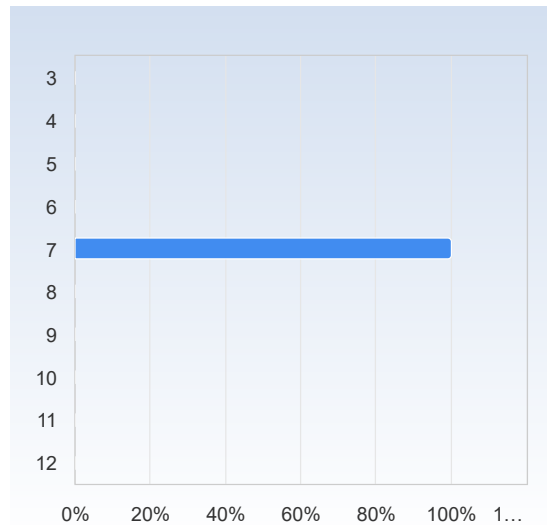
3. I have participated actively in the course.	Number of responses
1	0 (0.0%)
2	0 (0.0%)
3	0 (0.0%)
4	0 (0.0%)
5	1 (100.0%)
Total	1 (100.0%)



	Mean	Standard Deviation
3. I have participated actively in the course.	5.0	0.0

Average number of hours spent in total on the course per week (including scheduled activities):

Average number of hours spent in total on the course per week (including scheduled activities):	Number of responses
3	0 (0.0%)
4	0 (0.0%)
5	0 (0.0%)
6	0 (0.0%)
7	1 (100.0%)
8	0 (0.0%)
9	0 (0.0%)
10	0 (0.0%)
11	0 (0.0%)
12	0 (0.0%)
Total	1 (100.0%)



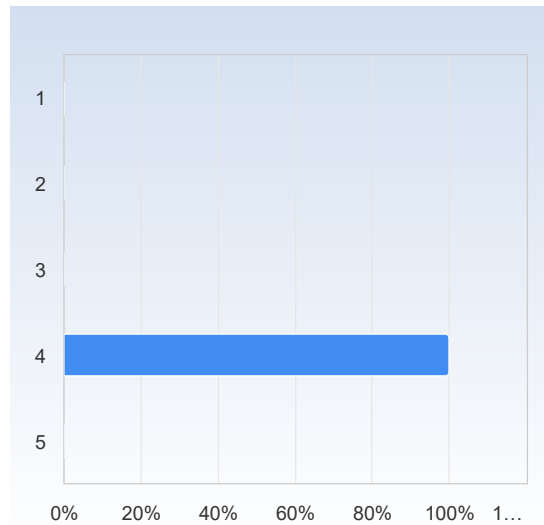
	Mean	Standard Deviation
Average number of hours spent in total on the course per week (including scheduled activities):	7.0	0.0

The course in general

On the scale 1-5 select the option that best matches your opinion:1= disagree completely → 3= partly agree → 5= agree completely

The way the course was taught and organised suited me.

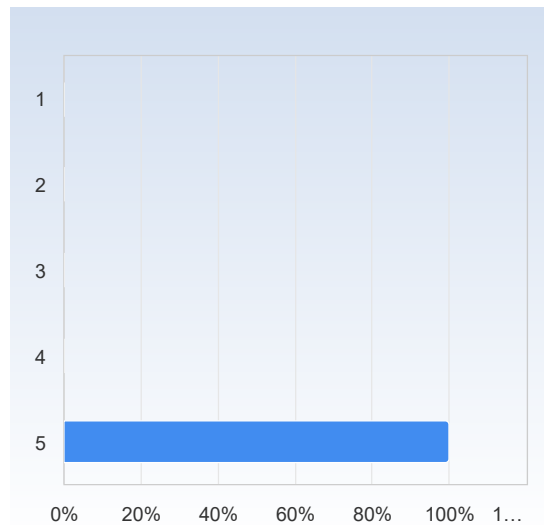
The way the course was taught and organised suited me.	Number of responses
1	0 (0.0%)
2	0 (0.0%)
3	0 (0.0%)
4	1 (100.0%)
5	0 (0.0%)
Total	1 (100.0%)



	Mean	Standard Deviation
The way the course was taught and organised suited me.	4.0	0.0

The number of teacher lead activities (lectures, seminars etc.) has been satisfactory.

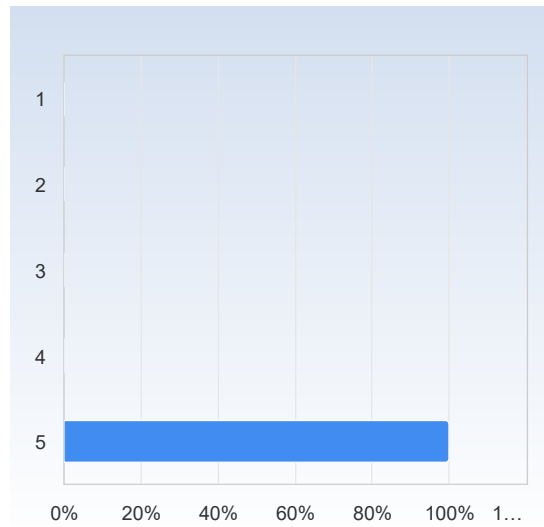
The number of teacher lead activities (lectures, seminars etc.) has been satisfactory.	Number of responses
1	0 (0.0%)
2	0 (0.0%)
3	0 (0.0%)
4	0 (0.0%)
5	1 (100.0%)
Total	1 (100.0%)



	Mean	Standard Deviation
The number of teacher lead activities (lectures, seminars etc.) has been satisfactory.	5.0	0.0

The lectures were valuable for my learning.

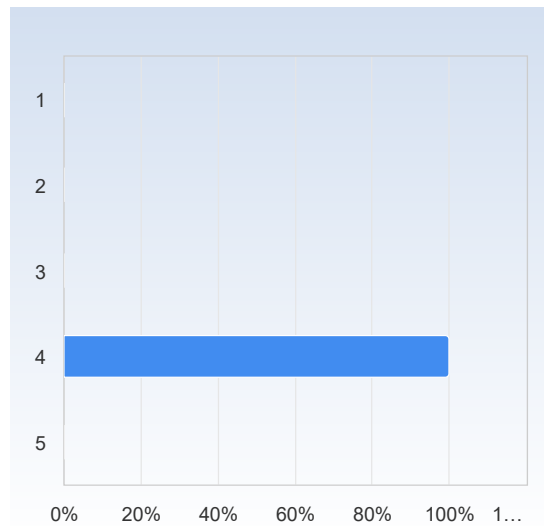
The lectures were valuable for my learning.	Number of responses
1	0 (0.0%)
2	0 (0.0%)
3	0 (0.0%)
4	0 (0.0%)
5	1 (100.0%)
Total	1 (100.0%)



	Mean	Standard Deviation
The lectures were valuable for my learning.	5.0	0.0

The assignments were valuable for my learning.

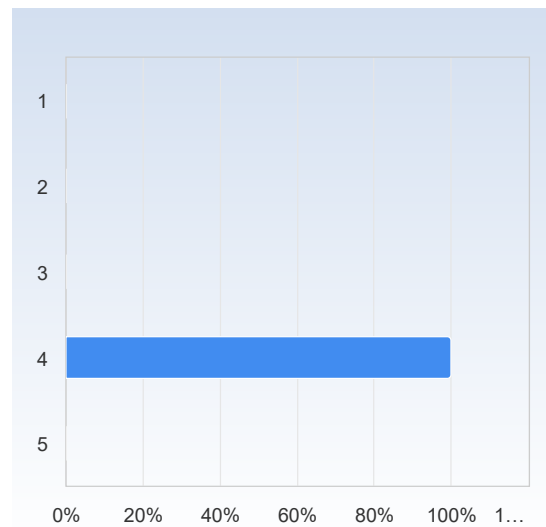
The assignments were valuable for my learning.	Number of responses
1	0 (0.0%)
2	0 (0.0%)
3	0 (0.0%)
4	1 (100.0%)
5	0 (0.0%)
Total	1 (100.0%)



	Mean	Standard Deviation
The assignments were valuable for my learning.	4.0	0.0

Studying on my own was valuable for my learning.

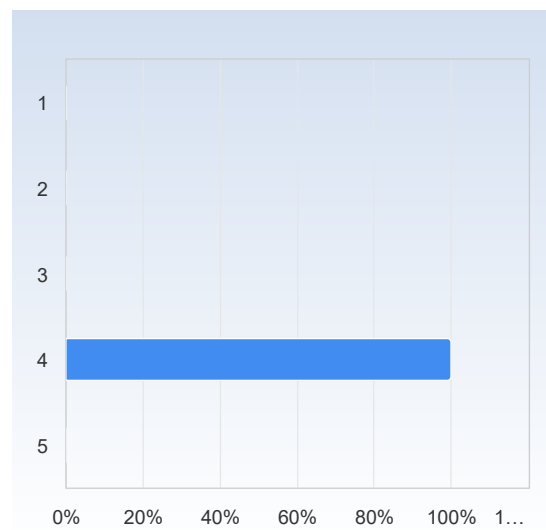
Studying on my own was valuable for my learning.	Number of responses
1	0 (0.0%)
2	0 (0.0%)
3	0 (0.0%)
4	1 (100.0%)
5	0 (0.0%)
Total	1 (100.0%)



	Mean	Standard Deviation
Studying on my own was valuable for my learning.	4.0	0.0

The course literature/material was a valuable learning resource.

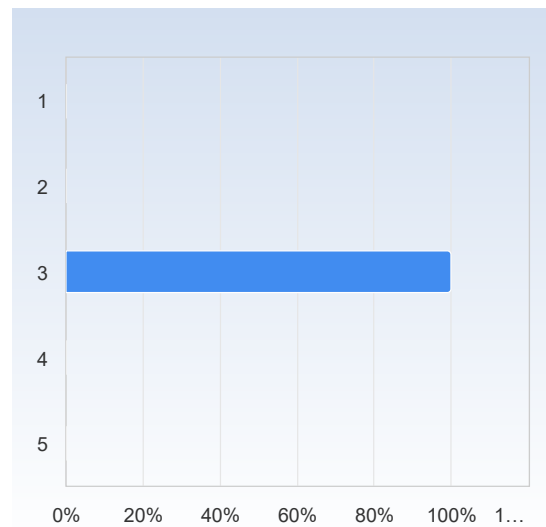
The course literature/material was a valuable learning resource.	Number of responses
1	0 (0.0%)
2	0 (0.0%)
3	0 (0.0%)
4	1 (100.0%)
5	0 (0.0%)
Total	1 (100.0%)



	Mean	Standard Deviation
The course literature/material was a valuable learning resource.	4.0	0.0

The information I received before the course start was satisfactory.

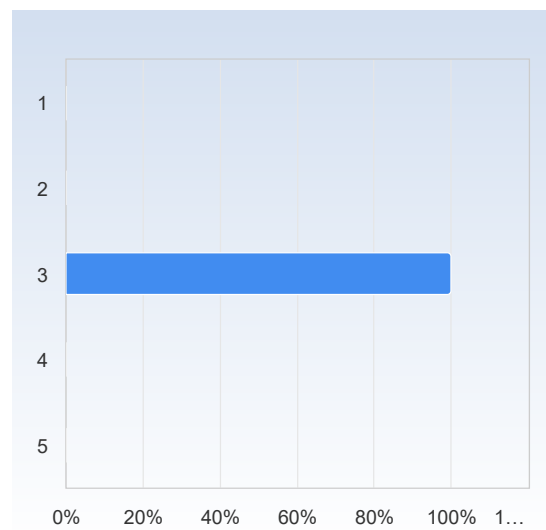
The information I received before the course start was satisfactory.	Number of responses
1	0 (0.0%)
2	0 (0.0%)
3	1 (100.0%)
4	0 (0.0%)
5	0 (0.0%)
Total	1 (100.0%)



	Mean	Standard Deviation
The information I received before the course start was satisfactory.	3.0	0.0

The communication with the teaching staff during the course was good.

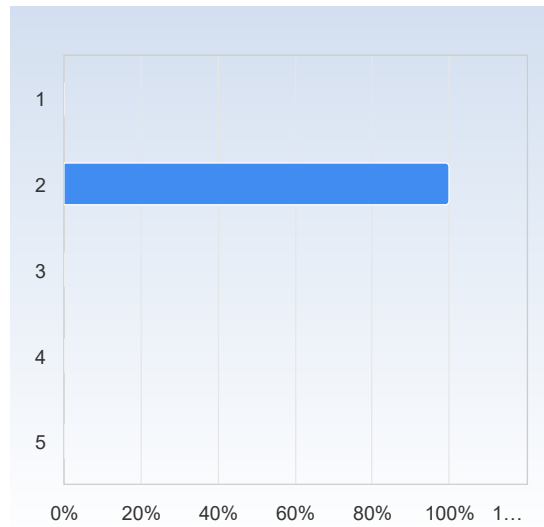
The communication with the teaching staff during the course was good.	Number of responses
1	0 (0.0%)
2	0 (0.0%)
3	1 (100.0%)
4	0 (0.0%)
5	0 (0.0%)
Total	1 (100.0%)



	Mean	Standard Deviation
The communication with the teaching staff during the course was good.	3.0	0.0

It was clear throughout the course what was expected of me.

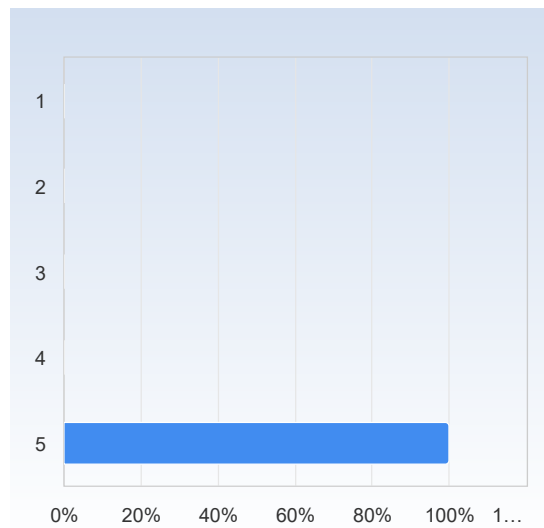
It was clear throughout the course what was expected of me.	Number of responses
1	0 (0.0%)
2	1 (100.0%)
3	0 (0.0%)
4	0 (0.0%)
5	0 (0.0%)
Total	1 (100.0%)



	Mean	Standard Deviation
It was clear throughout the course what was expected of me.	2.0	0.0

I have received valuable feedback from my teacher/teachers during the course.

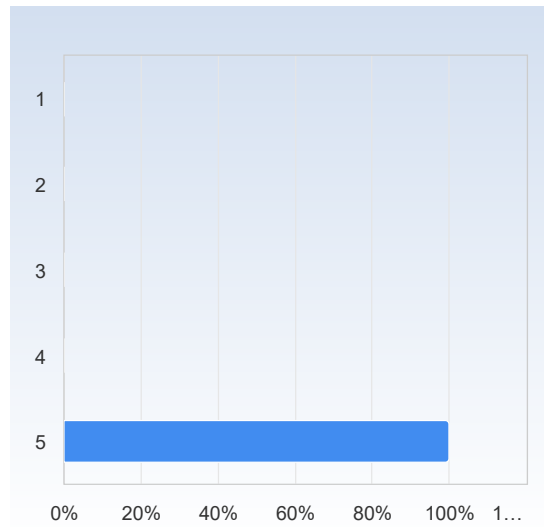
I have received valuable feedback from my teacher /teachers during the course.	Number of responses
1	0 (0.0%)
2	0 (0.0%)
3	0 (0.0%)
4	0 (0.0%)
5	1 (100.0%)
Total	1 (100.0%)



	Mean	Standard Deviation
I have received valuable feedback from my teacher/teachers during the course.	5.0	0.0

The course had a reasonable workload.

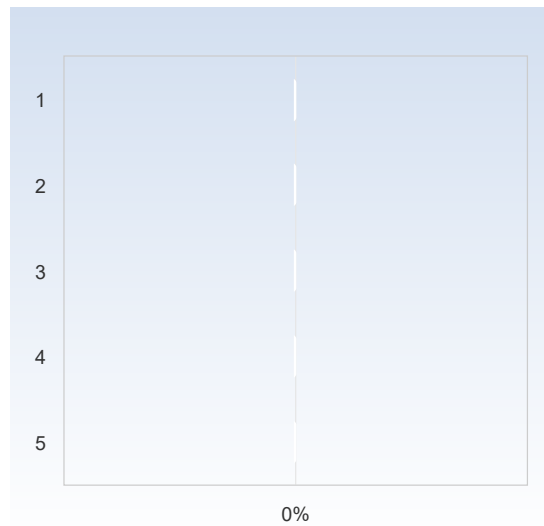
The course had a reasonable workload.	Number of responses
1	0 (0.0%)
2	0 (0.0%)
3	0 (0.0%)
4	0 (0.0%)
5	1 (100.0%)
Total	1 (100.0%)



	Mean	Standard Deviation
The course had a reasonable workload.	5.0	0.0

The workload was evenly distributed throughout the course.

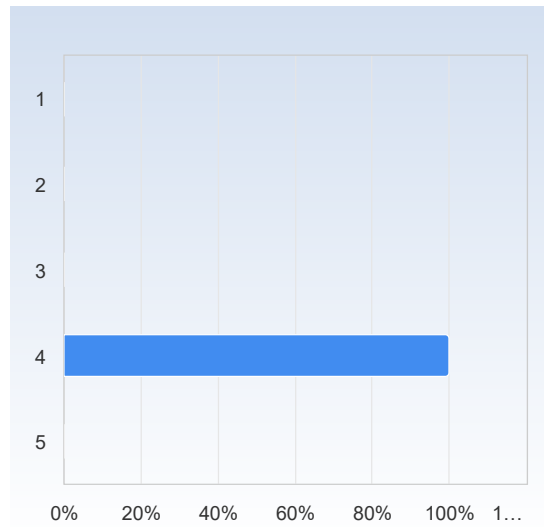
The workload was evenly distributed throughout the course.	Number of responses
1	0 (0.0%)
2	0 (0.0%)
3	0 (0.0%)
4	0 (0.0%)
5	0 (0.0%)
Total	0 (0.0%)



	Mean	Standard Deviation
The workload was evenly distributed throughout the course.	0.0	0.0

The examination matched the contents and level of the course.

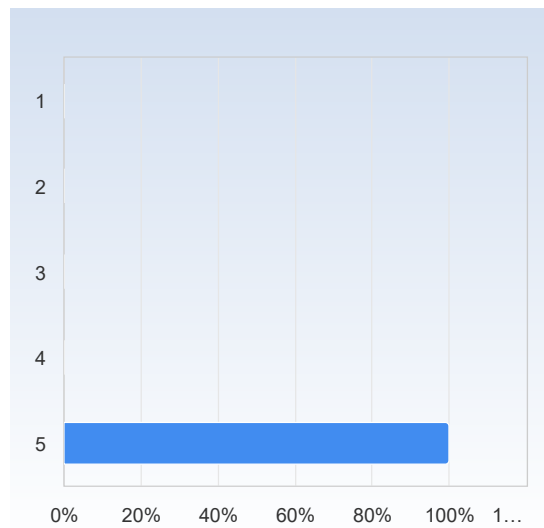
The examination matched the contents and level of the course.	Number of responses
1	0 (0.0%)
2	0 (0.0%)
3	0 (0.0%)
4	1 (100.0%)
5	0 (0.0%)
Total	1 (100.0%)



	Mean	Standard Deviation
The examination matched the contents and level of the course.	4.0	0.0

Overall, I am satisfied with the course.

Overall, I am satisfied with the course.	Number of responses
1	0 (0.0%)
2	0 (0.0%)
3	0 (0.0%)
4	0 (0.0%)
5	1 (100.0%)
Total	1 (100.0%)



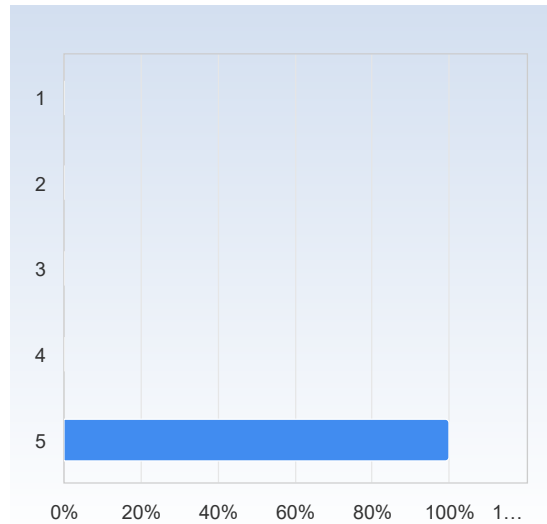
	Mean	Standard Deviation
Overall, I am satisfied with the course.	5.0	0.0

On the development of generic skills

On a scale 1-5 select the option that best matches your opinion: 1= disagree completely → 3= partly agree → 5= agree completely

The course has increased my ability to read a mathematical text.

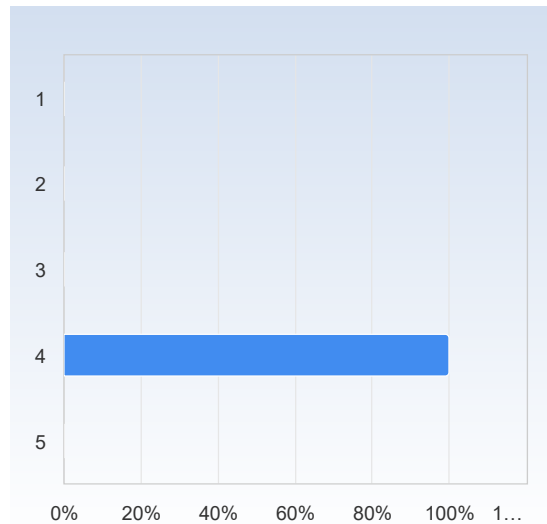
The course has increased my ability to read a mathematical text.	Number of responses
1	0 (0.0%)
2	0 (0.0%)
3	0 (0.0%)
4	0 (0.0%)
5	1 (100.0%)
Total	1 (100.0%)



	Mean	Standard Deviation
The course has increased my ability to read a mathematical text.	5.0	0.0

The course has increased my ability to communicate the subject in writing.

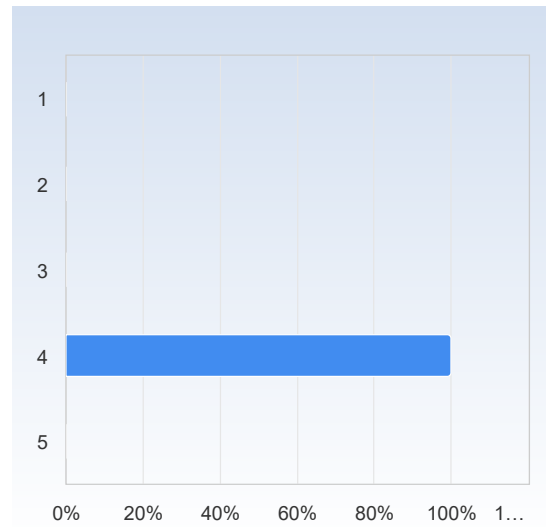
The course has increased my ability to communicate the subject in writing.	Number of responses
1	0 (0.0%)
2	0 (0.0%)
3	0 (0.0%)
4	1 (100.0%)
5	0 (0.0%)
Total	1 (100.0%)



	Mean	Standard Deviation
The course has increased my ability to communicate the subject in writing.	4.0	0.0

The course has increased my ability to communicate the subject orally.

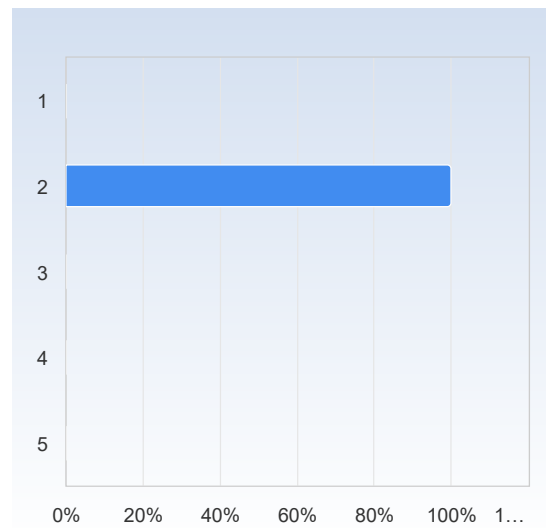
The course has increased my ability to communicate the subject orally.	Number of responses
1	0 (0.0%)
2	0 (0.0%)
3	0 (0.0%)
4	1 (100.0%)
5	0 (0.0%)
Total	1 (100.0%)



	Mean	Standard Deviation
The course has increased my ability to communicate the subject orally.	4.0	0.0

The course has increased my ability to cooperate.

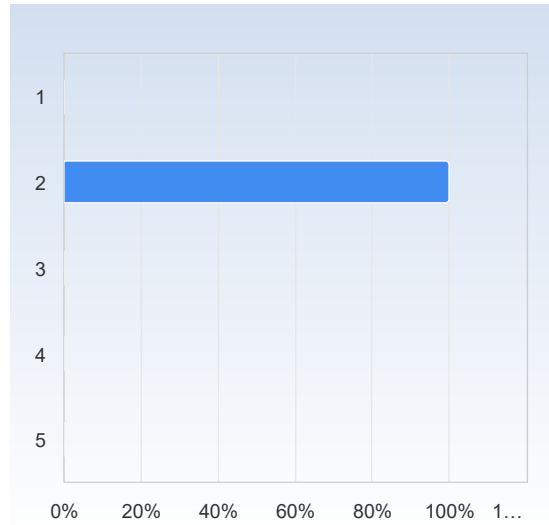
The course has increased my ability to cooperate.	Number of responses
1	0 (0.0%)
2	1 (100.0%)
3	0 (0.0%)
4	0 (0.0%)
5	0 (0.0%)
Total	1 (100.0%)



	Mean	Standard Deviation
The course has increased my ability to cooperate.	2.0	0.0

The course has increased my ability to search and process information.

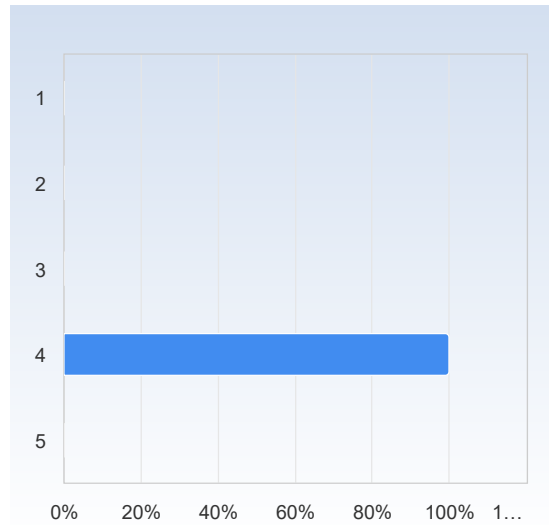
The course has increased my ability to search and process information.	Number of responses
1	0 (0.0%)
2	1 (100.0%)
3	0 (0.0%)
4	0 (0.0%)
5	0 (0.0%)
Total	1 (100.0%)



	Mean	Standard Deviation
The course has increased my ability to search and process information.	2.0	0.0

The course has increased my ability to analyze and solve problems.

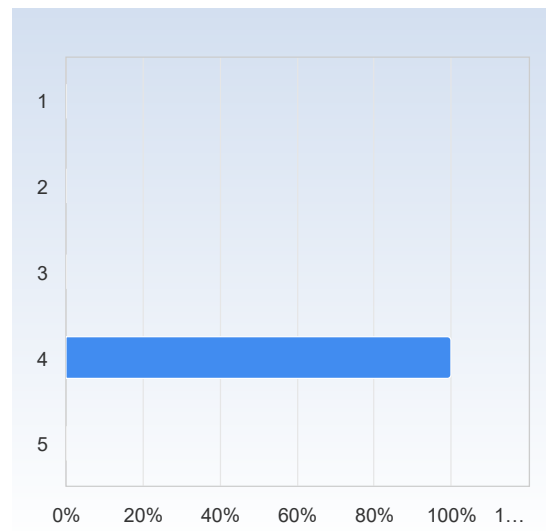
The course has increased my ability to analyze and solve problems.	Number of responses
1	0 (0.0%)
2	0 (0.0%)
3	0 (0.0%)
4	1 (100.0%)
5	0 (0.0%)
Total	1 (100.0%)



	Mean	Standard Deviation
The course has increased my ability to analyze and solve problems.	4.0	0.0

As a result of this course, I feel confident about tackling unfamiliar problems.

As a result of this course, I feel confident about tackling unfamiliar problems.	Number of responses
1	0 (0.0%)
2	0 (0.0%)
3	0 (0.0%)
4	1 (100.0%)
5	0 (0.0%)
Total	1 (100.0%)



	Mean	Standard Deviation
As a result of this course, I feel confident about tackling unfamiliar problems.	4.0	0.0