

Course evaluation report - CEQ, FMSN60

Basic facts

		Financial Statistics	Study hours according the curricula	
Course name		FMSN60	Lectures	30 h
Course code			Group work	12 h
ECTS credits		7.5 hp	Laboratories	16 h
Year		202324	Time with supervisor	1 h
Study period the course was finished		HT_LP2	Self study time	135 h
Programme		all		
Registrated students		27		
Number answers and response rate		6 / 22 %		
Number answers from males		4		
Number answers from females		2		

Since less than 20 students have answered the questionnaire no statistical significance tests have been made.

Summary of questionnaires

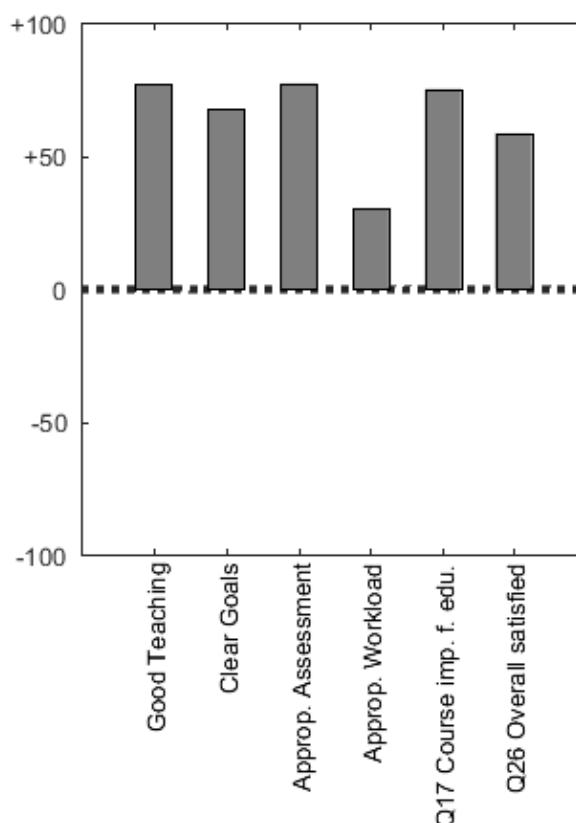
The CEQ-score span between -100 och +100, there -100 means that "I fully disagree to the statement" and +100 "I fully agree to the statement".

Presence at teaching

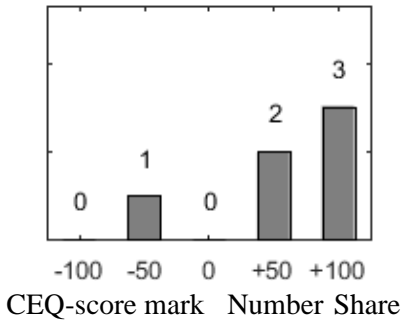
Part of teaching	Number	Share
0 %	0	0 %
20 %	0	0 %
40 %	1	17 %
60 %	1	17 %
80 %	1	17 %
100 %	3	50 %

CEQ-scales & special questions

Scale	CEQ-score	StdDev
Good Teaching	+77	20
Clear Goals and Standards	+68	27
Appropriate Assessment	+77	26
Appropriate Workload	+30	40
Generic Skills	+68	30
Special questions		
The course seems important for my edu.	+75	42
Overall, I am satisfied with this course	+58	58

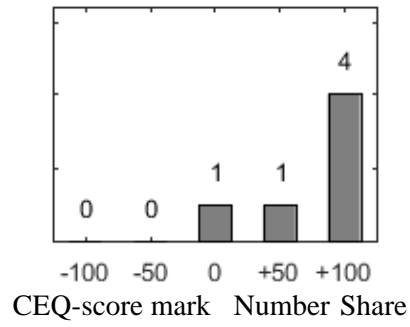


Distribution of the answers from question 26: "Overall, I am satisfied with this course" **Distribution of the answers from question 17: "The course seems important for my education"**



CEQ-score mark	Number	Share
Dissatisfied (<0)	1	17 %
Neutral (0)	0	0 %
Satisfied (>0)	5	83 %
No answer	0	0 %

Mean of CEQ-score	+58
Standard deviation (StdDev)	58



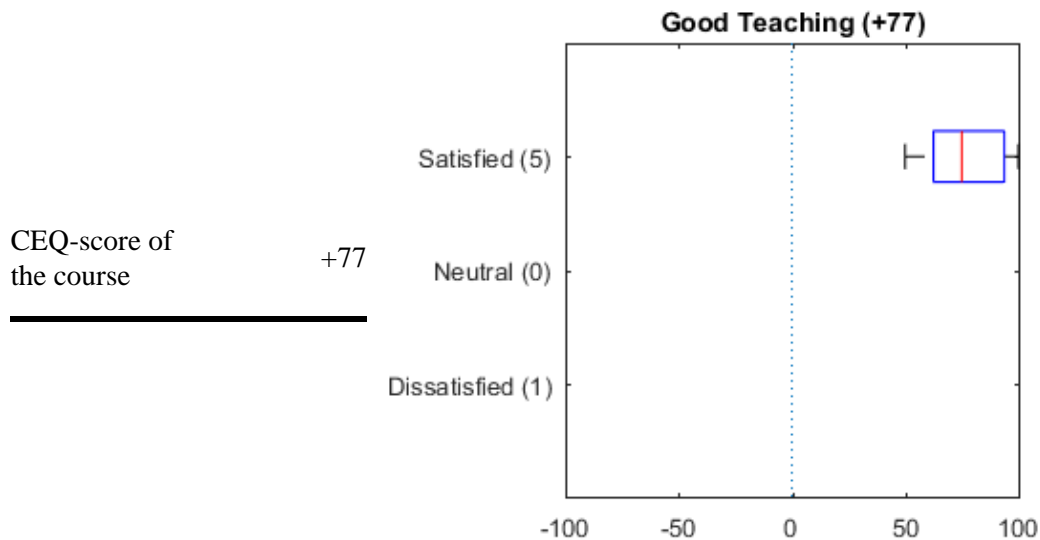
CEQ-score mark	Number	Share
-100	0	0 %
-50	0	0 %
+0	1	17 %
+50	1	17 %
+100	4	67 %

Mean of CEQ-score	+75
Standard deviation (StdDev)	42

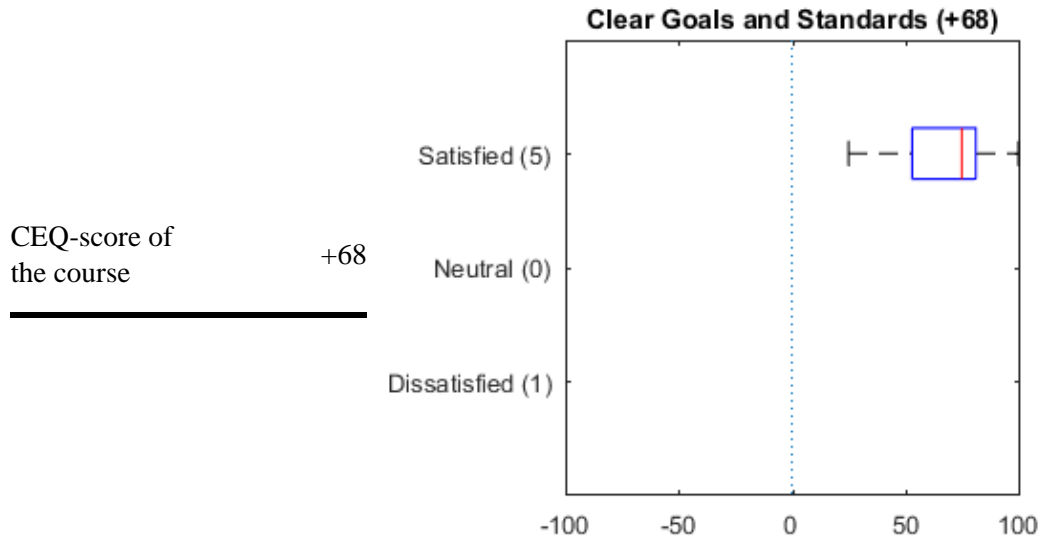
Summary scales divided on satisfaction

Statistical examination has not been done due to at least two groups consist of less than five students

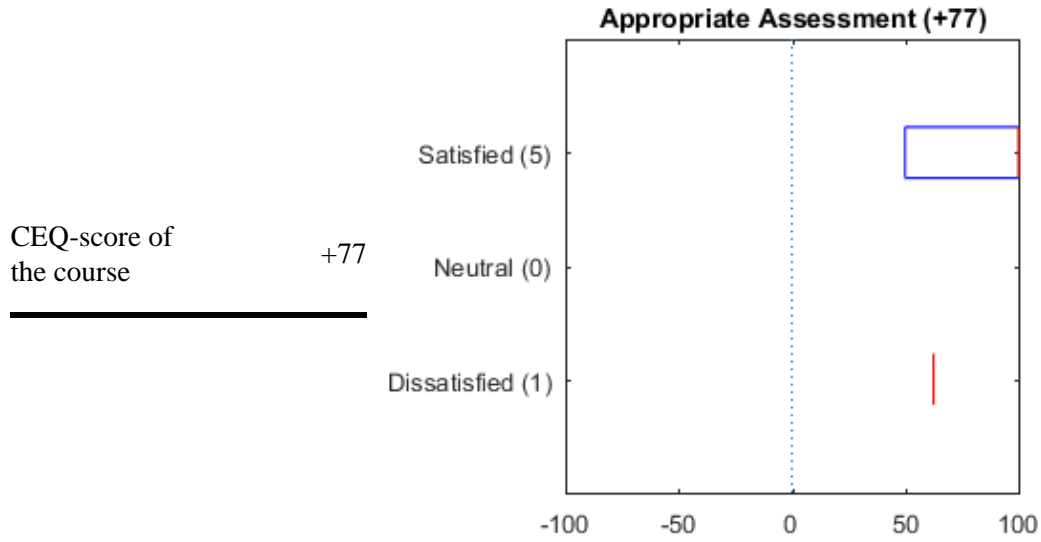
Good Teaching



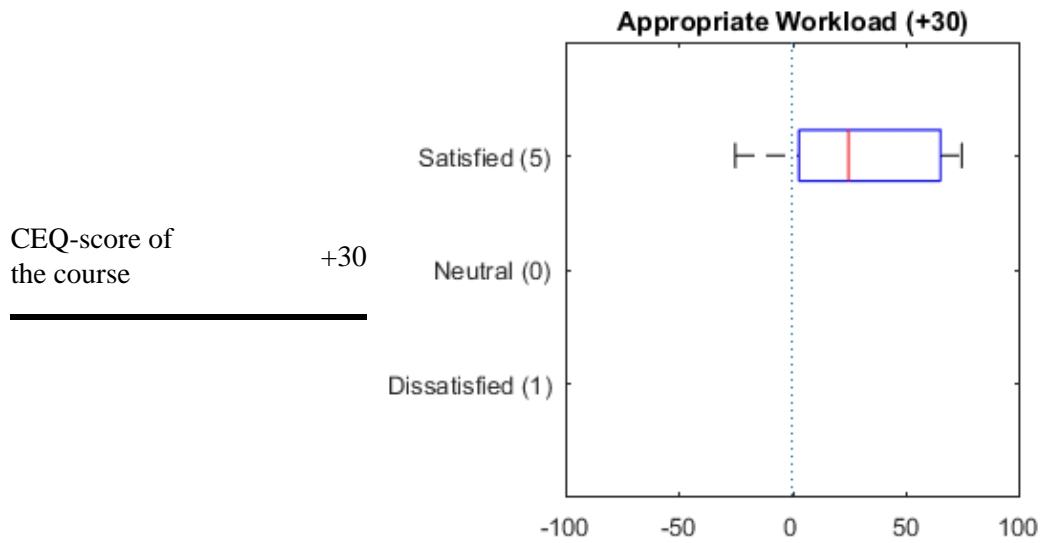
Clear Goals and Standards



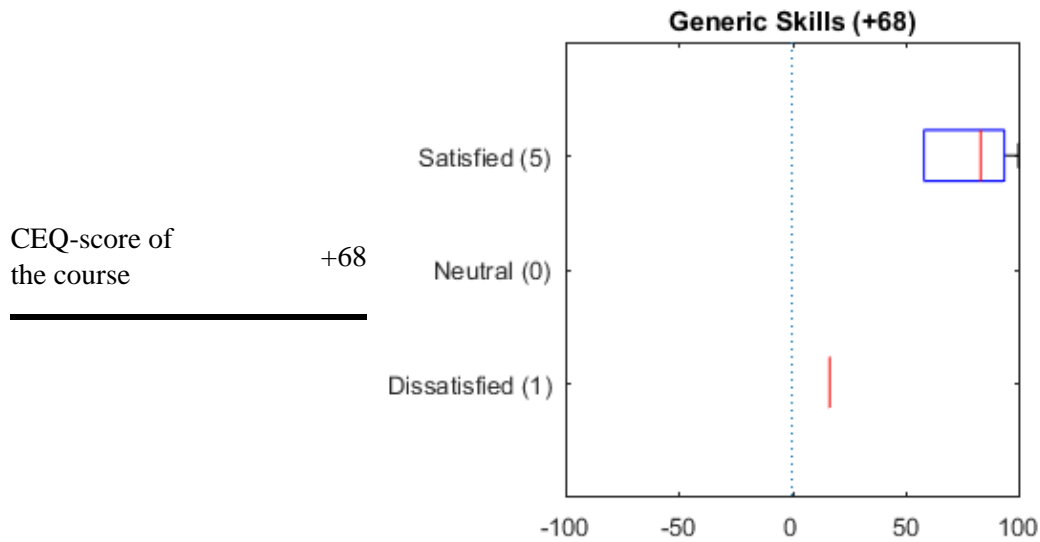
Appropriate Assessment



Appropriate Workload



Generic Skills



Answers to each question

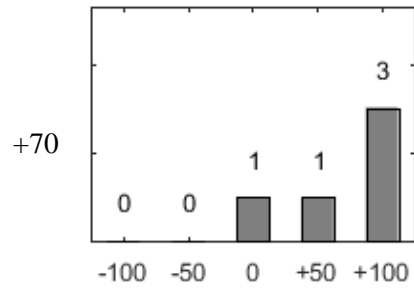
The questions in bold are reverse positive.

Statistical examination between dissatisfied and satisfied has not been done due to at least one of the groups consist of less than five students

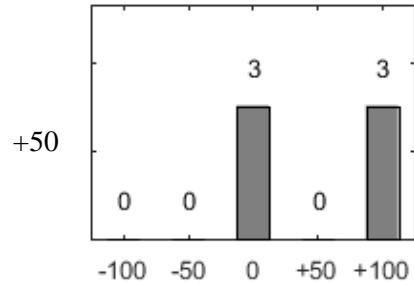
Good Teaching (+77)

Question	CEQ-score	Histogram
3. The teaching has motivated me to do my best	+67	
7. During the course I have received many valuable comments on my achievements	+67	
15. The teachers made a real effort to understand the problems and difficulties one might be having in this course	+67	

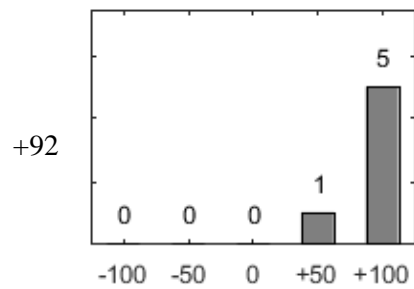
18. The teaching staff normally gave me helpful feedback on the progress of my work



19. My lecturers were extremely good at explaining things



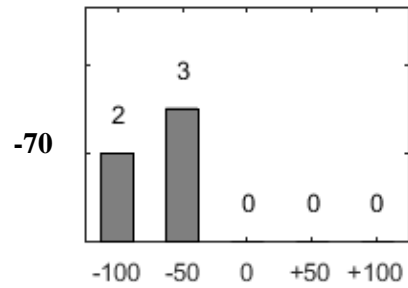
21. The teachers on the course worked hard to make the subject interesting



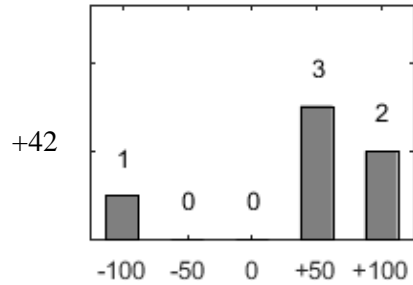
Clear Goals and Standards (+68)

Question	CEQ-score	Histogram												
1. It was easy to know the standard of work expected	+50	<table border="1"> <thead> <tr> <th>Score</th> <th>Count</th> </tr> </thead> <tbody> <tr> <td>-100</td> <td>0</td> </tr> <tr> <td>-50</td> <td>1</td> </tr> <tr> <td>0</td> <td>1</td> </tr> <tr> <td>+50</td> <td>1</td> </tr> <tr> <td>+100</td> <td>3</td> </tr> </tbody> </table>	Score	Count	-100	0	-50	1	0	1	+50	1	+100	3
Score	Count													
-100	0													
-50	1													
0	1													
+50	1													
+100	3													
6. I usually had a clear idea of where I was going and what was expected of me in this course	+42	<table border="1"> <thead> <tr> <th>Score</th> <th>Count</th> </tr> </thead> <tbody> <tr> <td>-100</td> <td>0</td> </tr> <tr> <td>-50</td> <td>1</td> </tr> <tr> <td>0</td> <td>1</td> </tr> <tr> <td>+50</td> <td>2</td> </tr> <tr> <td>+100</td> <td>2</td> </tr> </tbody> </table>	Score	Count	-100	0	-50	1	0	1	+50	2	+100	2
Score	Count													
-100	0													
-50	1													
0	1													
+50	2													
+100	2													

13. It was often hard to discover what was expected of me in this course



25. The teachers made it clear right from the start what they expected from the students

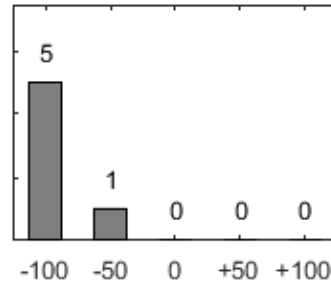


Appropriate Assessment (+77)

Question	CEQ-score	Histogram												
8. To do well in this course all you really needed was a good memory	-58	<table border="1"> <thead> <tr> <th>Score</th> <th>Count</th> </tr> </thead> <tbody> <tr> <td>-100</td> <td>4</td> </tr> <tr> <td>-50</td> <td>1</td> </tr> <tr> <td>0</td> <td>0</td> </tr> <tr> <td>+50</td> <td>0</td> </tr> <tr> <td>+100</td> <td>1</td> </tr> </tbody> </table>	Score	Count	-100	4	-50	1	0	0	+50	0	+100	1
Score	Count													
-100	4													
-50	1													
0	0													
+50	0													
+100	1													
12. The teachers seemed more interested in testing what I had memorised than what I had understood	-92	<table border="1"> <thead> <tr> <th>Score</th> <th>Count</th> </tr> </thead> <tbody> <tr> <td>-100</td> <td>5</td> </tr> <tr> <td>-50</td> <td>1</td> </tr> <tr> <td>0</td> <td>0</td> </tr> <tr> <td>+50</td> <td>0</td> </tr> <tr> <td>+100</td> <td>0</td> </tr> </tbody> </table>	Score	Count	-100	5	-50	1	0	0	+50	0	+100	0
Score	Count													
-100	5													
-50	1													
0	0													
+50	0													
+100	0													
16. The assessment methods employed in this course required an in-depth understanding of the course content	+67	<table border="1"> <thead> <tr> <th>Score</th> <th>Count</th> </tr> </thead> <tbody> <tr> <td>-100</td> <td>0</td> </tr> <tr> <td>-50</td> <td>1</td> </tr> <tr> <td>0</td> <td>0</td> </tr> <tr> <td>+50</td> <td>1</td> </tr> <tr> <td>+100</td> <td>4</td> </tr> </tbody> </table>	Score	Count	-100	0	-50	1	0	0	+50	1	+100	4
Score	Count													
-100	0													
-50	1													
0	0													
+50	1													
+100	4													

20. Too much of the assessment was just about facts

-92



Appropriate Workload (+30)

Question	CEQ-score	Histogram												
4. The workload has been much too heavy	-42	<table border="1"> <thead> <tr> <th>Score</th> <th>Count</th> </tr> </thead> <tbody> <tr> <td>-100</td> <td>1</td> </tr> <tr> <td>-50</td> <td>4</td> </tr> <tr> <td>0</td> <td>0</td> </tr> <tr> <td>+50</td> <td>1</td> </tr> <tr> <td>+100</td> <td>0</td> </tr> </tbody> </table>	Score	Count	-100	1	-50	4	0	0	+50	1	+100	0
Score	Count													
-100	1													
-50	4													
0	0													
+50	1													
+100	0													
14. I was generally given enough time to understand the things I had to learn	+33	<table border="1"> <thead> <tr> <th>Score</th> <th>Count</th> </tr> </thead> <tbody> <tr> <td>-100</td> <td>1</td> </tr> <tr> <td>-50</td> <td>0</td> </tr> <tr> <td>0</td> <td>1</td> </tr> <tr> <td>+50</td> <td>2</td> </tr> <tr> <td>+100</td> <td>2</td> </tr> </tbody> </table>	Score	Count	-100	1	-50	0	0	1	+50	2	+100	2
Score	Count													
-100	1													
-50	0													
0	1													
+50	2													
+100	2													
22. There was a lot of pressure on me as a student in this course	-8	<table border="1"> <thead> <tr> <th>Score</th> <th>Count</th> </tr> </thead> <tbody> <tr> <td>-100</td> <td>0</td> </tr> <tr> <td>-50</td> <td>3</td> </tr> <tr> <td>0</td> <td>1</td> </tr> <tr> <td>+50</td> <td>2</td> </tr> <tr> <td>+100</td> <td>0</td> </tr> </tbody> </table>	Score	Count	-100	0	-50	3	0	1	+50	2	+100	0
Score	Count													
-100	0													
-50	3													
0	1													
+50	2													
+100	0													
24. The sheer volume of work in this course made it impossible to comprehend everything thoroughly	-30	<table border="1"> <thead> <tr> <th>Score</th> <th>Count</th> </tr> </thead> <tbody> <tr> <td>-100</td> <td>1</td> </tr> <tr> <td>-50</td> <td>2</td> </tr> <tr> <td>0</td> <td>1</td> </tr> <tr> <td>+50</td> <td>1</td> </tr> <tr> <td>+100</td> <td>0</td> </tr> </tbody> </table>	Score	Count	-100	1	-50	2	0	1	+50	1	+100	0
Score	Count													
-100	1													
-50	2													
0	1													
+50	1													
+100	0													

Generic Skills (+68)

Question	CEQ-score	Histogram												
2. The course has developed my problem-solving skills	+83	<table border="1"> <caption>Histogram Data for Question 2</caption> <thead> <tr> <th>Score</th> <th>Frequency</th> </tr> </thead> <tbody> <tr><td>-100</td><td>0</td></tr> <tr><td>-50</td><td>0</td></tr> <tr><td>0</td><td>1</td></tr> <tr><td>+50</td><td>0</td></tr> <tr><td>+100</td><td>5</td></tr> </tbody> </table>	Score	Frequency	-100	0	-50	0	0	1	+50	0	+100	5
Score	Frequency													
-100	0													
-50	0													
0	1													
+50	0													
+100	5													
5. The course has sharpened my analytic skills	+75	<table border="1"> <caption>Histogram Data for Question 5</caption> <thead> <tr> <th>Score</th> <th>Frequency</th> </tr> </thead> <tbody> <tr><td>-100</td><td>0</td></tr> <tr><td>-50</td><td>1</td></tr> <tr><td>0</td><td>0</td></tr> <tr><td>+50</td><td>0</td></tr> <tr><td>+100</td><td>5</td></tr> </tbody> </table>	Score	Frequency	-100	0	-50	1	0	0	+50	0	+100	5
Score	Frequency													
-100	0													
-50	1													
0	0													
+50	0													
+100	5													
9. The course helped me develop my ability to work in a group	+67	<table border="1"> <caption>Histogram Data for Question 9</caption> <thead> <tr> <th>Score</th> <th>Frequency</th> </tr> </thead> <tbody> <tr><td>-100</td><td>0</td></tr> <tr><td>-50</td><td>0</td></tr> <tr><td>0</td><td>1</td></tr> <tr><td>+50</td><td>2</td></tr> <tr><td>+100</td><td>3</td></tr> </tbody> </table>	Score	Frequency	-100	0	-50	0	0	1	+50	2	+100	3
Score	Frequency													
-100	0													
-50	0													
0	1													
+50	2													
+100	3													
10. The course has made me feel more confident about tackling new and unfamiliar problems	+83	<table border="1"> <caption>Histogram Data for Question 10</caption> <thead> <tr> <th>Score</th> <th>Frequency</th> </tr> </thead> <tbody> <tr><td>-100</td><td>0</td></tr> <tr><td>-50</td><td>0</td></tr> <tr><td>0</td><td>0</td></tr> <tr><td>+50</td><td>2</td></tr> <tr><td>+100</td><td>4</td></tr> </tbody> </table>	Score	Frequency	-100	0	-50	0	0	0	+50	2	+100	4
Score	Frequency													
-100	0													
-50	0													
0	0													
+50	2													
+100	4													
11. The course has improved my skills in written communication	+42	<table border="1"> <caption>Histogram Data for Question 11</caption> <thead> <tr> <th>Score</th> <th>Frequency</th> </tr> </thead> <tbody> <tr><td>-100</td><td>0</td></tr> <tr><td>-50</td><td>0</td></tr> <tr><td>0</td><td>3</td></tr> <tr><td>+50</td><td>1</td></tr> <tr><td>+100</td><td>2</td></tr> </tbody> </table>	Score	Frequency	-100	0	-50	0	0	3	+50	1	+100	2
Score	Frequency													
-100	0													
-50	0													
0	3													
+50	1													
+100	2													
23. The course has helped me to develop the ability to plan my work	+58	<table border="1"> <caption>Histogram Data for Question 23</caption> <thead> <tr> <th>Score</th> <th>Frequency</th> </tr> </thead> <tbody> <tr><td>-100</td><td>0</td></tr> <tr><td>-50</td><td>0</td></tr> <tr><td>0</td><td>1</td></tr> <tr><td>+50</td><td>3</td></tr> <tr><td>+100</td><td>2</td></tr> </tbody> </table>	Score	Frequency	-100	0	-50	0	0	1	+50	3	+100	2
Score	Frequency													
-100	0													
-50	0													
0	1													
+50	3													
+100	2													

Free text answers

The free text answers are pre-reviewed by the students' representatives.

What were the best aspects of the course

Satisfied students

Bra föreläsare

Bra labbar.

The computer exercise are amazing. They helped a lot and were always targeted and calibrated. The lectures were precise and clear.

Otroligt givande kurs som knöt ihop säcken på finans och risk mastern. Ribban låg högt men det kommunicerades ut tydligt i början och det var kul att känna att man utmanades på allt man lärt sig under hela masterprogrammets gång.

Neutral students

Dissatisfied students

Den knyter ihop säcken för finans specialiseringarna

What aspects of the course are most in need of improvement?

Satisfied students

Kanske mer vägledning och exempel i programmeringen så man får se någon annan gör simuleringar och programmera det man går igenom i teorin etc. För att sedan få testa det själv under labbarna och projektet

Solutions to the computer exercises would have been nice!

Vi tyckte frågorna på projektet var lite vagt formulerade. T.ex. implied volatility-frågan löste vi snabbt, men sen så förstod vi inte riktigt om det var klart där eller om det var då den egentliga uppgiften började i form att komma upp med en ny modifierad bättre modell och så vidare. Ett av många sätt att lösa det hade varit att få en annan data + facit till denna så man kan köra igenom sin kod och se att man får ungefär förväntat, medan man examineras på data vi inte har facit till.

Tror problemet var lite att vi inte visste hur svårt/invecklat det förväntades vara. Tillgång till något års tidigare uppgifter och svar hade också hjälpt oss här i att försöka förstå när en uppgift var "klar".

Har inga supertydliga förbättringspunkter. Hade varit bättre om det funnits mer lärarledd arbetstid, övningar etc. istället för bara labbar och föreläsningar. Förstår dock helt att det inte går att åstadkomma utan en uppsättning duktiga övningsledare.

Neutral students

Dissatisfied students

Jag tyckte det var svårt att se kursen i sin helhet. Vi gick igenom många modeller och metoder men jag förstod inte deras användning eller i vilket typ av kontext man använder dem. Exempelvis handlade en labb om att modellera vararians med GARCH-modeller, men labben var klar när vi hade någon graf som jag inte förstod vad den innebar.