

Course evaluation

Kurs:Statistical inference heory:MASC02

Evaluated on LTH: No

Lecturer:Dragi Anevski

Number of students: 31

Response freq: 7/31

Grades 8 VG, 12 G, 1 U

Summary:

Students did complain about that some problem sessions were cancelled and that some lectures were postponed until the end of the course.

Comments:

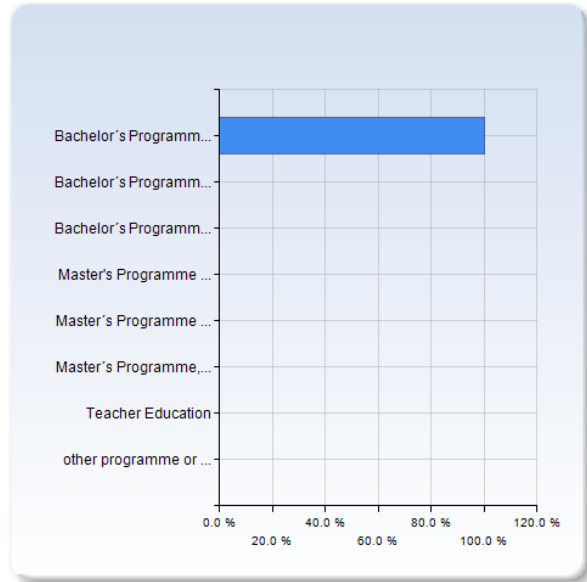
Due to Corona there clearly was some issues regarding the structure of the course. This issue is most likely resolved next time (2022).

Course evaluation Inference theory MASC02 Spring 2020

Answer Count: 7

I have studied this course as part of

I have studied this course as part of	Number of Responses
Bachelor's Programme in Mathematics	7 (100.0%)
Bachelor's Programme in Physics, Theoretical Physics, Astronomy	0 (0.0%)
Bachelor's Programme, other specialization	0 (0.0%)
Master's Programme in Mathematics	0 (0.0%)
Master's Programme in Mathematical Statistics	0 (0.0%)
Master's Programme, other specialization	0 (0.0%)
Teacher Education	0 (0.0%)
other programme or as stand alone course	0 (0.0%)
Total	7 (100.0%)

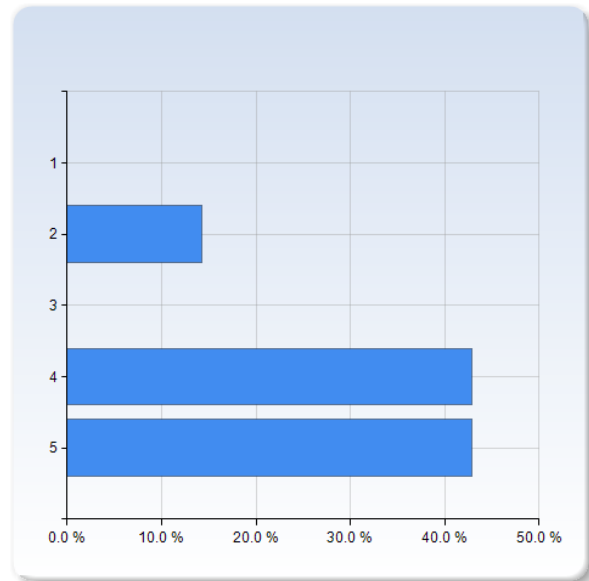


I have studied this course as part of	Mean	Standard Deviation
I have studied this course as part of	1.0	0.0

On the scale 1-5 select the option that best matches your opinion: 1= disagree completely → 3= partly agree → 5= agree completely

2. My prior knowledge has been sufficient to assimilate the contents of this course.

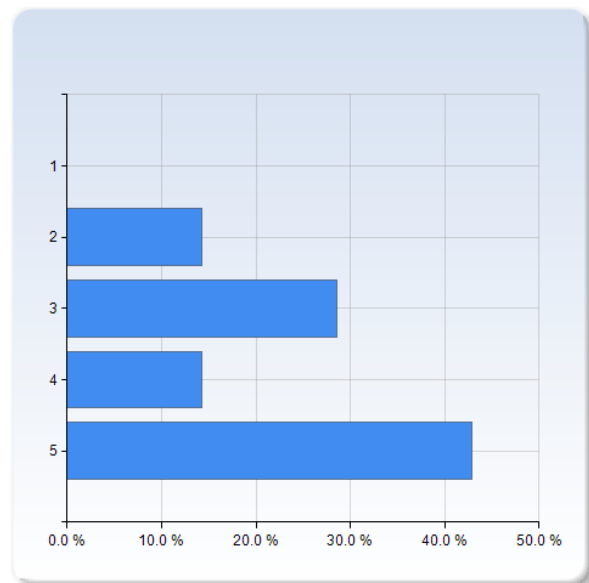
2. My prior knowledge has been sufficient to assimilate the contents of this course.	Number of Responses
1	0 (0.0%)
2	1 (14.3%)
3	0 (0.0%)
4	3 (42.9%)
5	3 (42.9%)
Total	7 (100.0%)



	Mean	Standard Deviation
2. My prior knowledge has been sufficient to assimilate the contents of this course.	4.1	1.1

3. I have participated actively in the course.

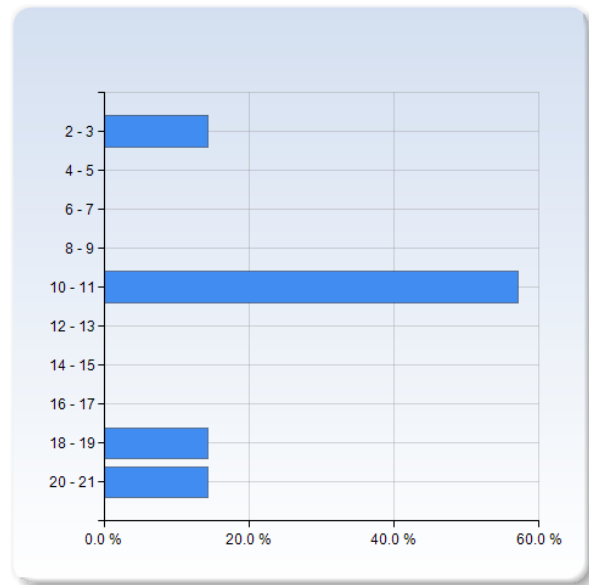
3. I have participated actively in the course.	Number of Responses
1	0 (0.0%)
2	1 (14.3%)
3	2 (28.6%)
4	1 (14.3%)
5	3 (42.9%)
Total	7 (100.0%)



	Mean	Standard Deviation
3. I have participated actively in the course.	3.9	1.2

Average number of hours spent in total on the course per week (including scheduled activities):

Average number of hours spent in total on the course per week (including scheduled activities):	Number of Responses
2 - 3	1 (14.3%)
4 - 5	0 (0.0%)
6 - 7	0 (0.0%)
8 - 9	0 (0.0%)
10 - 11	4 (57.1%)
12 - 13	0 (0.0%)
14 - 15	0 (0.0%)
16 - 17	0 (0.0%)
18 - 19	1 (14.3%)
20 - 21	1 (14.3%)
Total	7 (100.0%)



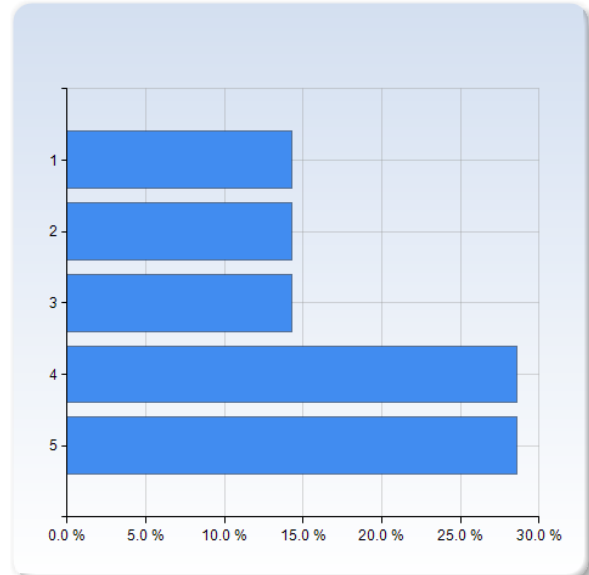
	Mean	Standard Deviation
Average number of hours spent in total on the course per week (including scheduled activities):	11.7	6.1

The course in general

On the scale 1-5 select the option that best matches your opinion: 1= disagree completely → 3= partly agree → 5= agree completely

The way the course was taught and organised suited me.

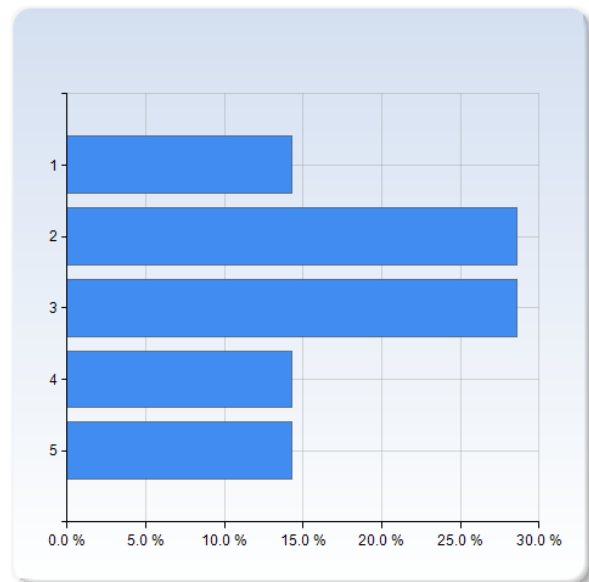
The way the course was taught and organised suited me.	Number of Responses
1	1 (14.3%)
2	1 (14.3%)
3	1 (14.3%)
4	2 (28.6%)
5	2 (28.6%)
Total	7 (100.0%)



The way the course was taught and organised suited me.	Mean	Standard Deviation
	3.4	1.5

The number of teacher lead activities (lectures, seminars etc.) has been satisfactory.

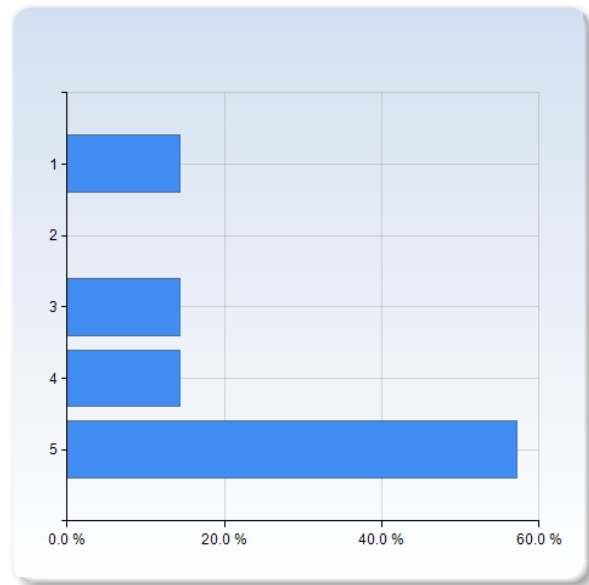
The number of teacher lead activities (lectures, seminars etc.) has been satisfactory.	Number of Responses
1	1 (14.3%)
2	2 (28.6%)
3	2 (28.6%)
4	1 (14.3%)
5	1 (14.3%)
Total	7 (100.0%)



The number of teacher lead activities (lectures, seminars etc.) has been satisfactory.	Mean	Standard Deviation
	2.9	1.3

The lectures were valuable for my learning.

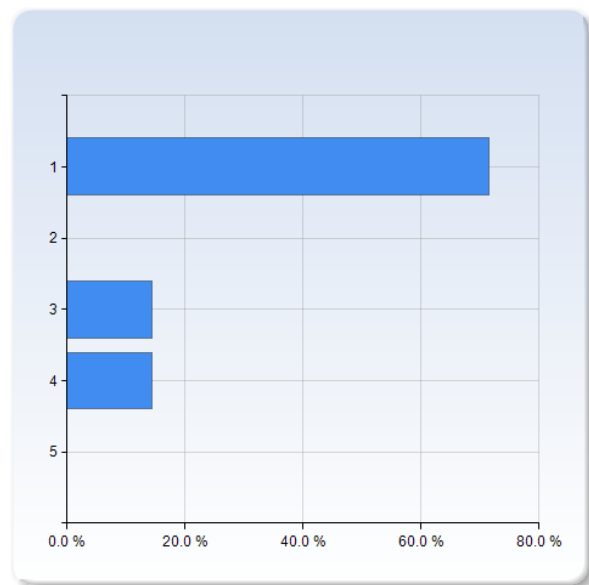
The lectures were valuable for my learning.	Number of Responses
1	1 (14.3%)
2	0 (0.0%)
3	1 (14.3%)
4	1 (14.3%)
5	4 (57.1%)
Total	7 (100.0%)



The lectures were valuable for my learning.	Mean	Standard Deviation
	4.0	1.5

The seminars were valuable for my learning.

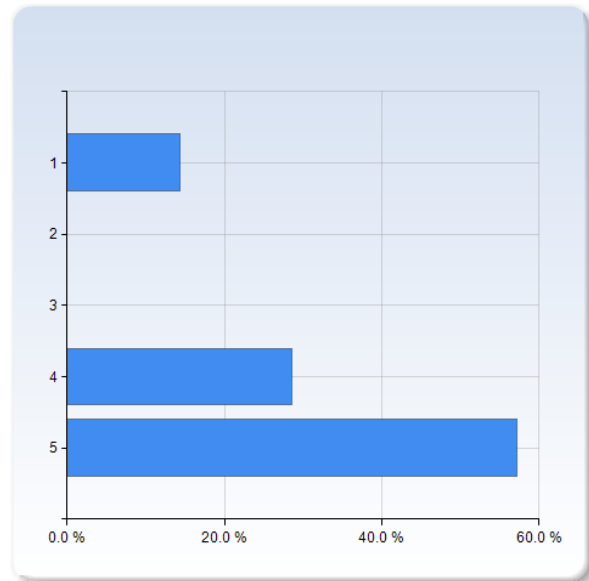
The seminars were valuable for my learning.	Number of Responses
1	5 (71.4%)
2	0 (0.0%)
3	1 (14.3%)
4	1 (14.3%)
5	0 (0.0%)
Total	7 (100.0%)



	Mean	Standard Deviation
The seminars were valuable for my learning.	1.7	1.3

Studying on my own was valuable for my learning.

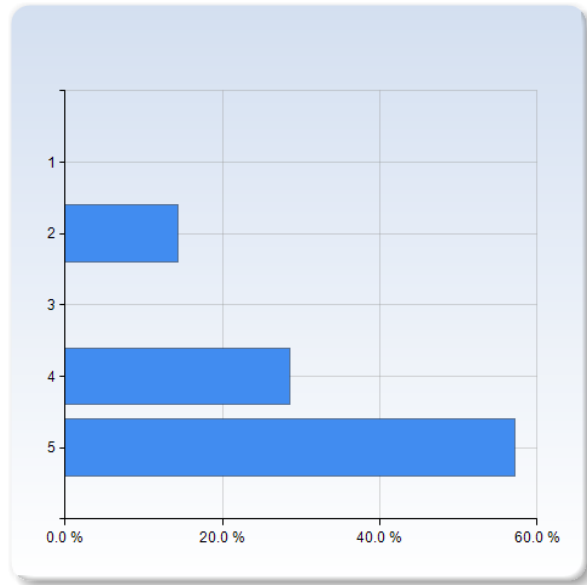
Studying on my own was valuable for my learning.	Number of Responses
1	1 (14.3%)
2	0 (0.0%)
3	0 (0.0%)
4	2 (28.6%)
5	4 (57.1%)
Total	7 (100.0%)



	Mean	Standard Deviation
Studying on my own was valuable for my learning.	4.1	1.5

The course literature/material was a valuable learning resource.

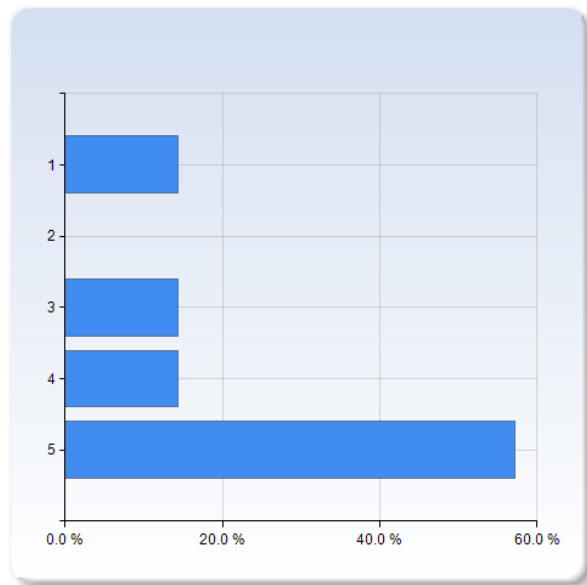
The course literature/material was a valuable learning resource.	Number of Responses
1	0 (0.0%)
2	1 (14.3%)
3	0 (0.0%)
4	2 (28.6%)
5	4 (57.1%)
Total	7 (100.0%)



	Mean	Standard Deviation
The course literature/material was a valuable learning resource.	4.3	1.1

The information I received before the course start was satisfactory.

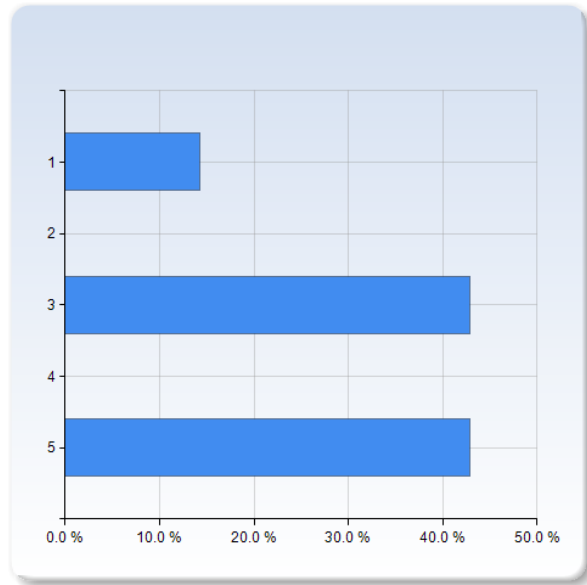
The information I received before the course start was satisfactory.	Number of Responses
1	1 (14.3%)
2	0 (0.0%)
3	1 (14.3%)
4	1 (14.3%)
5	4 (57.1%)
Total	7 (100.0%)



	Mean	Standard Deviation
The information I received before the course start was satisfactory.	4.0	1.5

The communication with the teaching staff during the course was good.

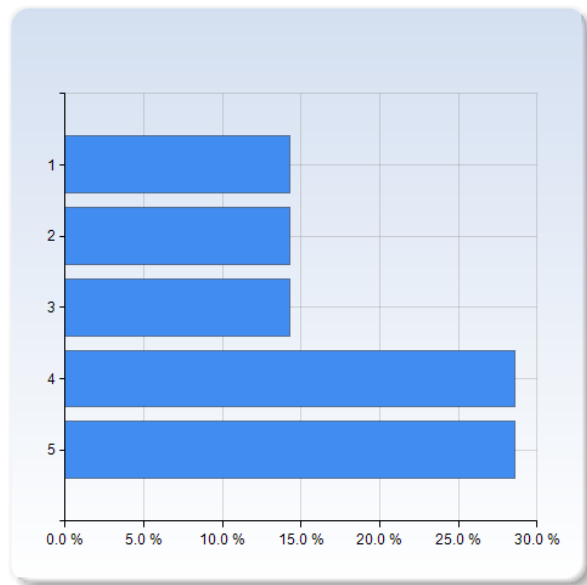
The communication with the teaching staff during the course was good.	Number of Responses
1	1 (14.3%)
2	0 (0.0%)
3	3 (42.9%)
4	0 (0.0%)
5	3 (42.9%)
Total	7 (100.0%)



The communication with the teaching staff during the course was good.	Mean	Standard Deviation
	3.6	1.5

It was clear throughout the course what was expected of me.

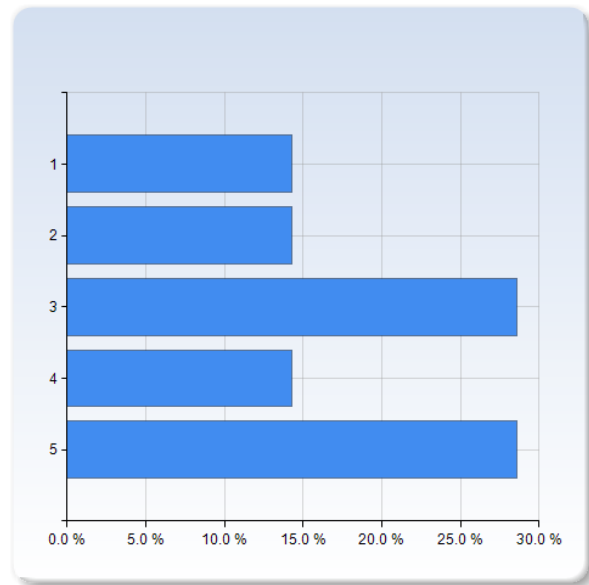
It was clear throughout the course what was expected of me.	Number of Responses
1	1 (14.3%)
2	1 (14.3%)
3	1 (14.3%)
4	2 (28.6%)
5	2 (28.6%)
Total	7 (100.0%)



It was clear throughout the course what was expected of me.	Mean	Standard Deviation
	3.4	1.5

I have received valuable feedback from my teacher/teachers during the course.

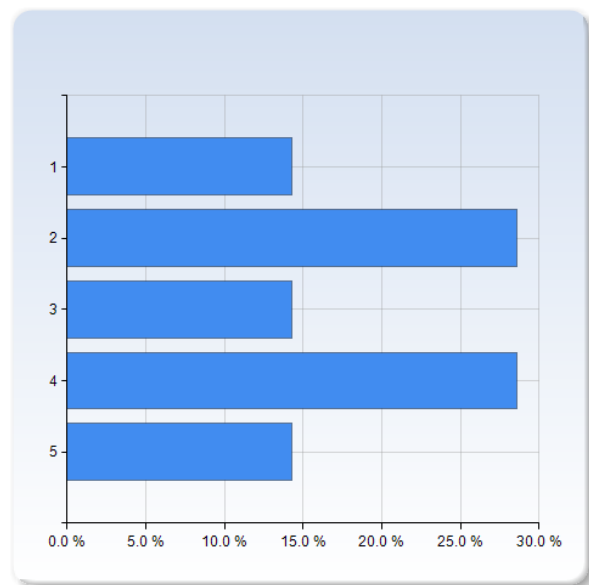
I have received valuable feedback from my teacher /teachers during the course.	Number of Responses
1	1 (14.3%)
2	1 (14.3%)
3	2 (28.6%)
4	1 (14.3%)
5	2 (28.6%)
Total	7 (100.0%)



I have received valuable feedback from my teacher/teachers during the course.	Mean	Standard Deviation
	3.3	1.5

The course had a reasonable workload.

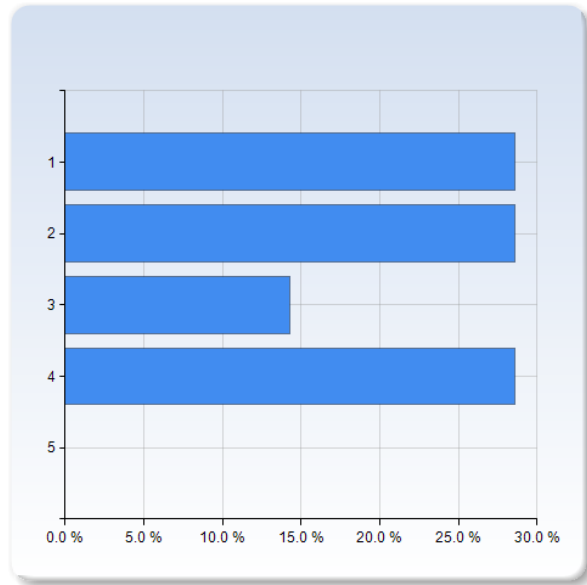
The course had a reasonable workload.	Number of Responses
1	1 (14.3%)
2	2 (28.6%)
3	1 (14.3%)
4	2 (28.6%)
5	1 (14.3%)
Total	7 (100.0%)



The course had a reasonable workload.	Mean	Standard Deviation
	3.0	1.4

The workload was evenly distributed throughout the course.

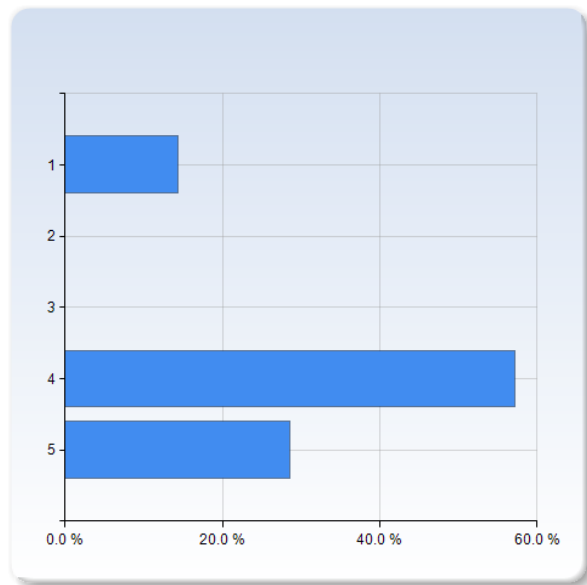
The workload was evenly distributed throughout the course.	Number of Responses
1	2 (28.6%)
2	2 (28.6%)
3	1 (14.3%)
4	2 (28.6%)
5	0 (0.0%)
Total	7 (100.0%)



	Mean	Standard Deviation
The workload was evenly distributed throughout the course.	2.4	1.3

The examination matched the contents and level of the course.

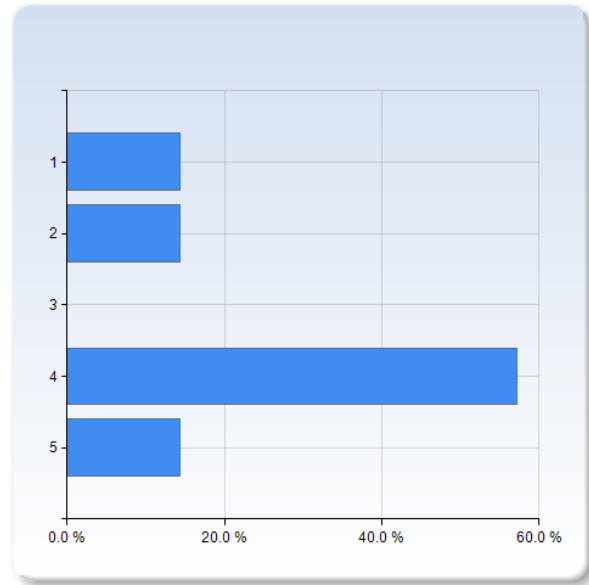
The examination matched the contents and level of the course.	Number of Responses
1	1 (14.3%)
2	0 (0.0%)
3	0 (0.0%)
4	4 (57.1%)
5	2 (28.6%)
Total	7 (100.0%)



	Mean	Standard Deviation
The examination matched the contents and level of the course.	3.9	1.3

Overall, I am satisfied with the course.

Overall, I am satisfied with the course.	Number of Responses
1	1 (14.3%)
2	1 (14.3%)
3	0 (0.0%)
4	4 (57.1%)
5	1 (14.3%)
Total	7 (100.0%)

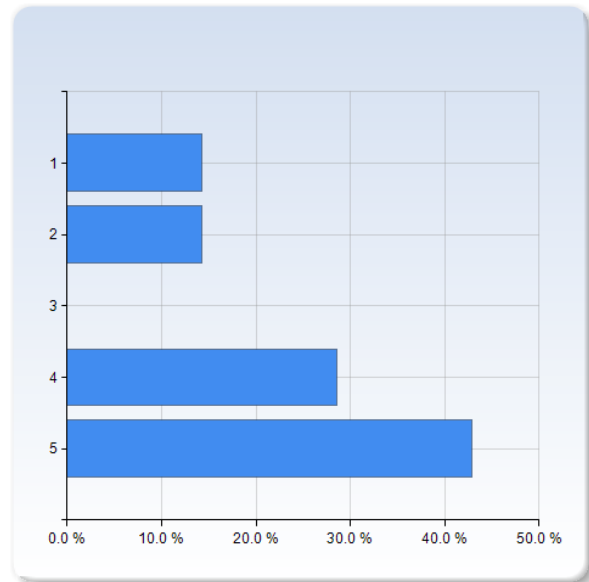


	Mean	Standard Deviation
Overall, I am satisfied with the course.	3.4	1.4

On the development of generic skills

On a scale 1-5 select the option that best matches your opinion: 1= disagree completely → 3= partly agree → 5= agree completely
The course has increased my ability to read a mathematical text.

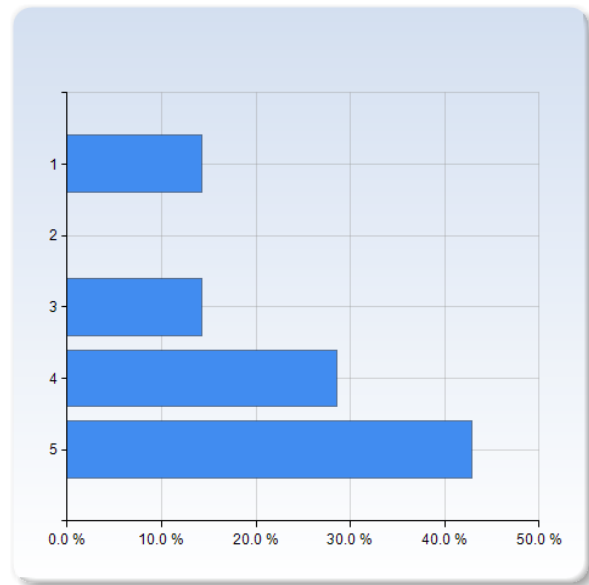
The course has increased my ability to read a mathematical text.	Number of Responses
1	1 (14.3%)
2	1 (14.3%)
3	0 (0.0%)
4	2 (28.6%)
5	3 (42.9%)
Total	7 (100.0%)



	Mean	Standard Deviation
The course has increased my ability to read a mathematical text.	3.7	1.6

The course has increased my ability to communicate the subject in writing.

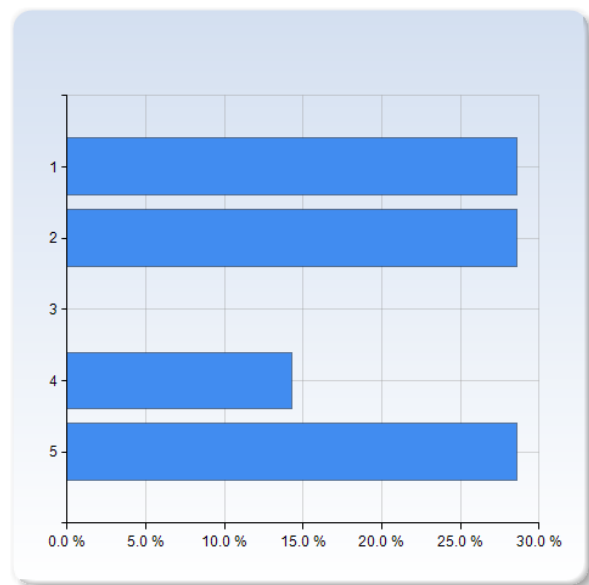
The course has increased my ability to communicate the subject in writing.	Number of Responses
1	1 (14.3%)
2	0 (0.0%)
3	1 (14.3%)
4	2 (28.6%)
5	3 (42.9%)
Total	7 (100.0%)



	Mean	Standard Deviation
The course has increased my ability to communicate the subject in writing.	3.9	1.5

The course has increased my ability to communicate the subject orally.

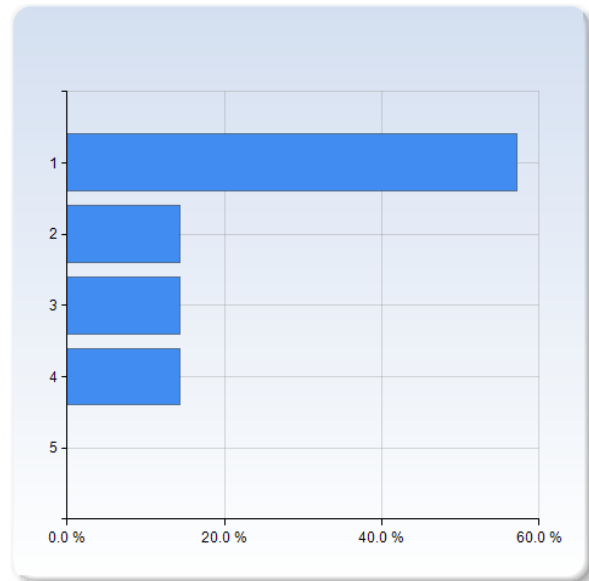
The course has increased my ability to communicate the subject orally.	Number of Responses
1	2 (28.6%)
2	2 (28.6%)
3	0 (0.0%)
4	1 (14.3%)
5	2 (28.6%)
Total	7 (100.0%)



	Mean	Standard Deviation
The course has increased my ability to communicate the subject orally.	2.9	1.8

The course has increased my ability to cooperate.

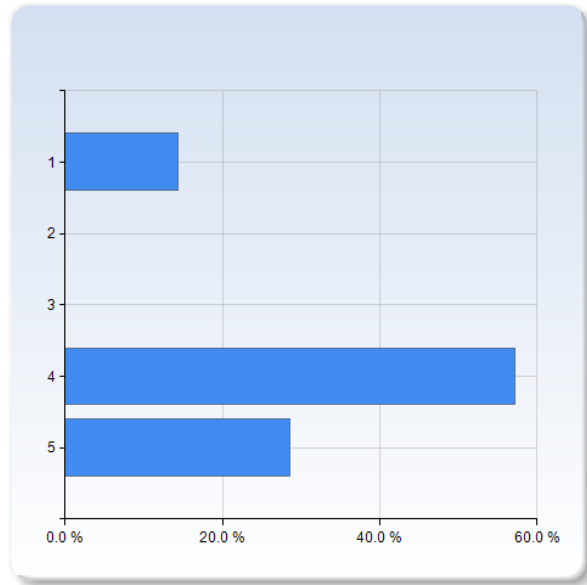
The course has increased my ability to cooperate.	Number of Responses
1	4 (57.1%)
2	1 (14.3%)
3	1 (14.3%)
4	1 (14.3%)
5	0 (0.0%)
Total	7 (100.0%)



	Mean	Standard Deviation
The course has increased my ability to cooperate.	1.9	1.2

The course has increased my ability to search and process information.

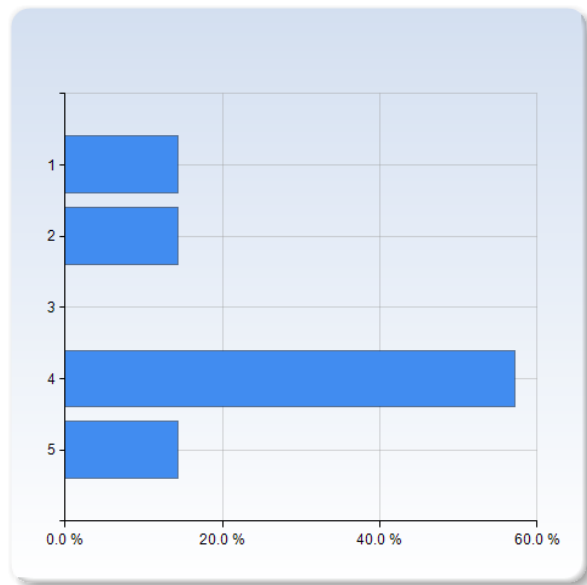
The course has increased my ability to search and process information.	Number of Responses
1	1 (14.3%)
2	0 (0.0%)
3	0 (0.0%)
4	4 (57.1%)
5	2 (28.6%)
Total	7 (100.0%)



	Mean	Standard Deviation
The course has increased my ability to search and process information.	3.9	1.3

The course has increased my ability to analyze and solve problems.

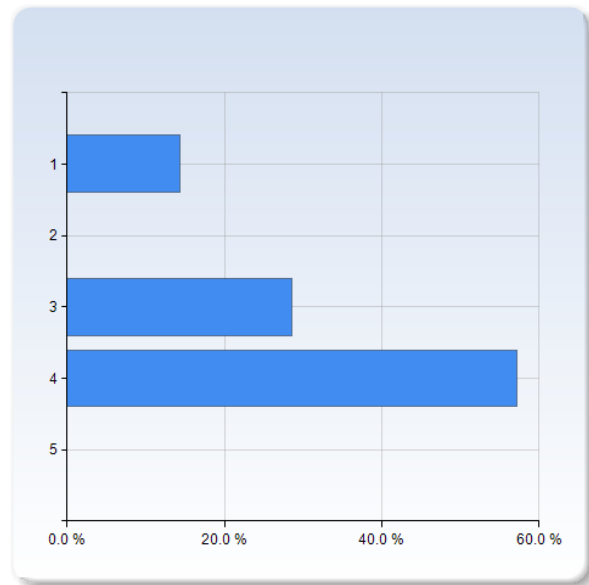
The course has increased my ability to analyze and solve problems.	Number of Responses
1	1 (14.3%)
2	1 (14.3%)
3	0 (0.0%)
4	4 (57.1%)
5	1 (14.3%)
Total	7 (100.0%)



	Mean	Standard Deviation
The course has increased my ability to analyze and solve problems.	3.4	1.4

As a result of this course, I feel confident about tackling unfamiliar problems.

As a result of this course, I feel confident about tackling unfamiliar problems.	Number of Responses
1	1 (14.3%)
2	0 (0.0%)
3	2 (28.6%)
4	4 (57.1%)
5	0 (0.0%)
Total	7 (100.0%)



	Mean	Standard Deviation
As a result of this course, I feel confident about tackling unfamiliar problems.	3.3	1.1

Vad uppskattade du mest med kursen? - Svar

- Dragi is a good lecturer and the course literature was interesting.
- content
- The lecturer doesn't shy away from complicated topics. Of course this makes the course seem less structured and there's an argument to be made that this isn't great teaching for most, but I found it to work for myself
- Nothing, except that the subject was interesting.
- Seeing the theory behind what we learned in the basic statistic course, a hard but very interesting course!

Vad tycker du främst borde förbättras? - Svar

- We barely had any exercise sessions. I assume this is a result of the distance education and not something that usually happens, so I cannot be too critical.

- seminars

- It wasn't that great that most problem sessions were cancelled, as I think it's an important part of the course. The exam was fine though, even if one didn't study the material at all 5 days was plenty time to study the material in the depth required to do all the problems

- A lot of things. The teacher should organize the course better. In the beginning of the course we got to know that there was going to be an written exam. We also got the know that there would be exercise sessions each week. The teacher promised us every week that there was going to be such meetings, but he canceled all of them week by week. On top of that, three to four weeks, of the course we didn't even any lectures. He placed like half of the course during the last 2 weeks before the exam creating an uneven load causing us to not being able to focus on our other courses.

And on top that we get an hard exam and he claims that it was easy and everyone should pass it.

He has clearly violated student rights and the course plan and didn't show any sorrow for our situation.

I didn't expect such a thing from him or the Mathematical institution.

- More exercises and exercise sessions, so that we could apply the theory from each chapter. It was abit hard to apply the theory at some points since we had not practiced with it to see if we understood it.

Har du under kursen upplevt att kurslitteratur, personal eller undervisningsmetoder har varit diskriminerande på något sätt (kön, etnicitet etc.)? - Svar

- not at all
- No.