

# Course evaluation report - CEQ, FMSN30

## Basic facts

Course name	<b>Linear and Logistic Regression</b>		
Course code	FMSN30		<b>Study hours according the curricula</b>
ECTS credits	7.5 hp		Lectures 24 h
Year	202324		Group work 0 h
Study period the course was finished	VT_LP2		Laboratories 26 h
Programme	all		Time with supervisor 1 h
Registrated students	72		Self study time 120 h
Number answers and response rate	10 / 14 %		
Number answers from males	7		
Number answers from females	2		

Since less than 20 students have answered the questionnaire no statistical significance tests have been made.

## Summary of questionnaires

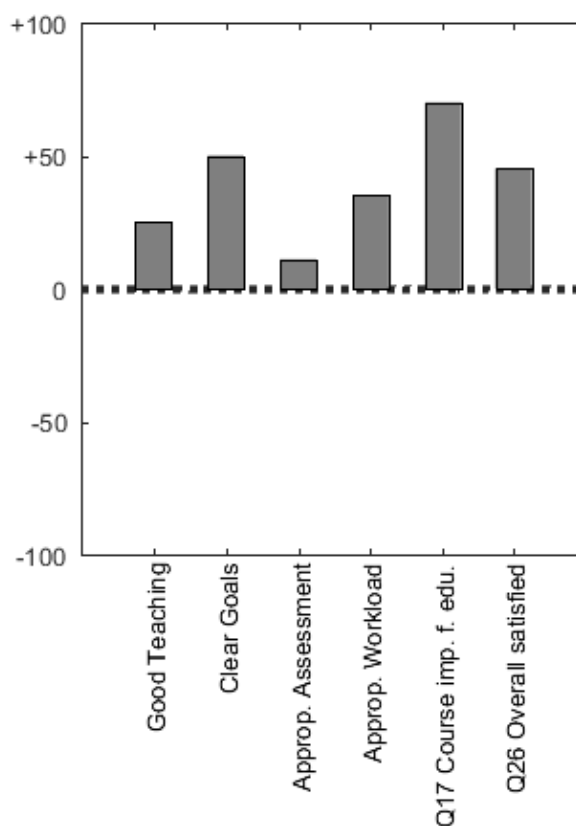
The CEQ-score span between -100 och +100, there -100 means that "I fully disagree to the statement" and +100 "I fully agree to the statement".

### Presence at teaching

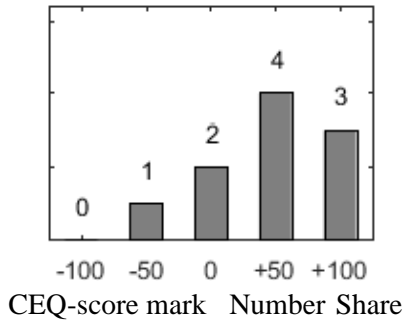
Part of teaching	Number	Share
0 %	1	10 %
20 %	1	10 %
40 %	2	20 %
60 %	0	0 %
80 %	4	40 %
100 %	2	20 %

### CEQ-scales & special questions

Scale	CEQ-score	StdDev
Good Teaching	+25	30
Clear Goals and Standards	+50	23
Appropriate Assessment	+11	48
Appropriate Workload	+35	23
Generic Skills	+48	26
<b>Special questions</b>		
The course seems important for my edu.	+70	26
Overall, I am satisfied with this course	+45	50

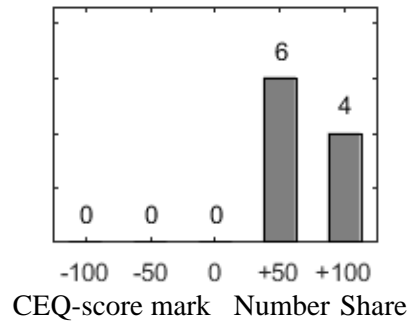


**Distribution of the answers from question 26: "Overall, I am satisfied with this course"**      **Distribution of the answers from question 17: "The course seems important for my education"**



Category	Number	Share
Dissatisfied (<0)	1	10 %
Neutral (0)	2	20 %
Satisfied (>0)	7	70 %
No answer	0	0 %

Mean of CEQ-score: +45  
 Standard deviation (StdDev): 50



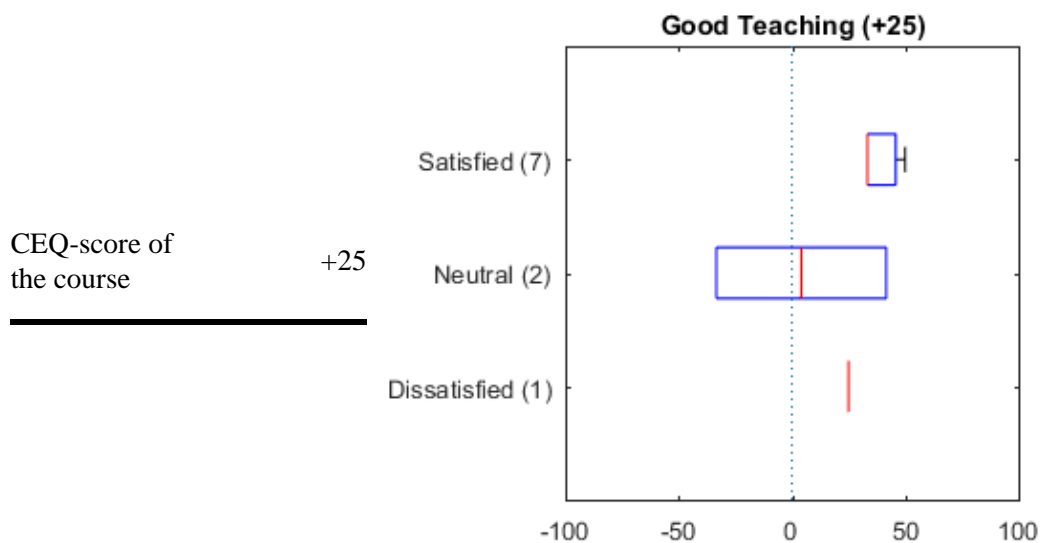
Category	Number	Share
-100	0	0 %
-50	0	0 %
+0	0	0 %
+50	6	60 %
+100	4	40 %

Mean of CEQ-score: +70  
 Standard deviation (StdDev): 26

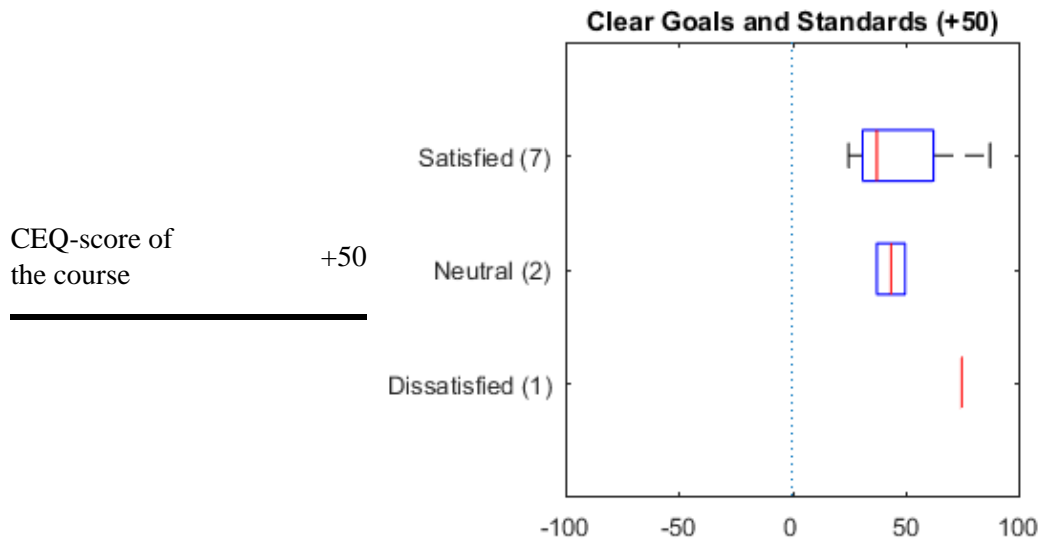
## Summary scales divided on satisfaction

Statistical examination has not been done due to at least two groups consist of less than five students

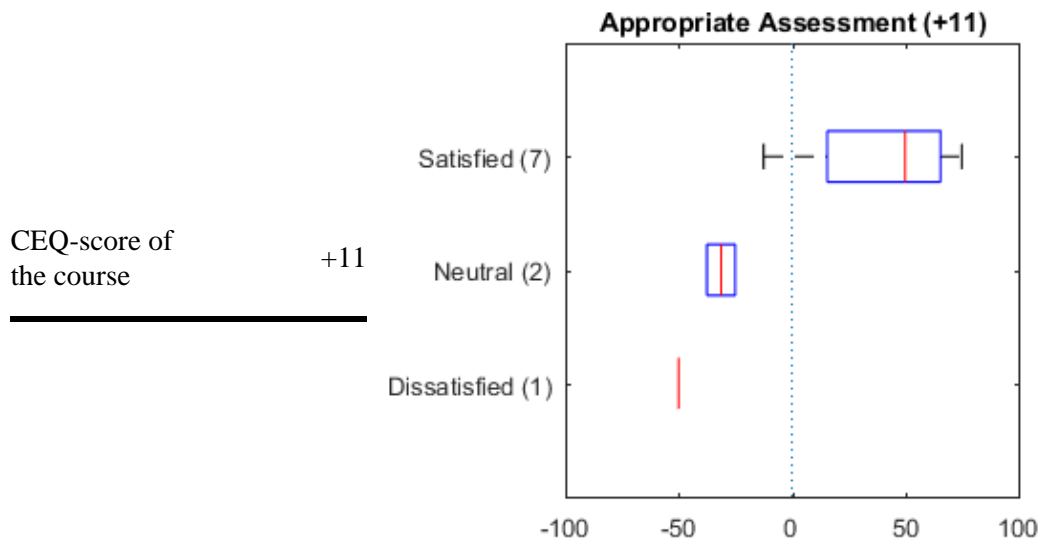
### Good Teaching



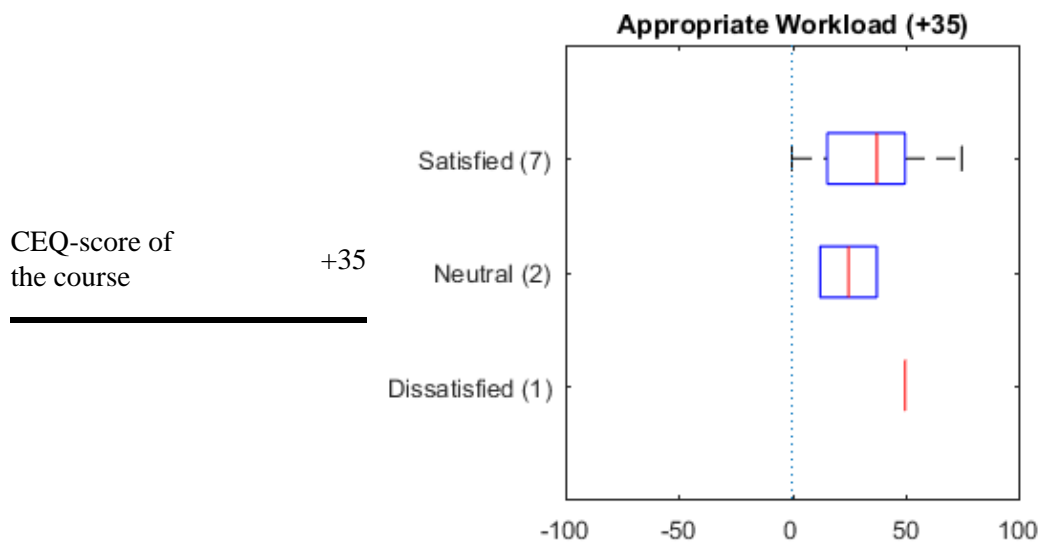
**Clear Goals and Standards**



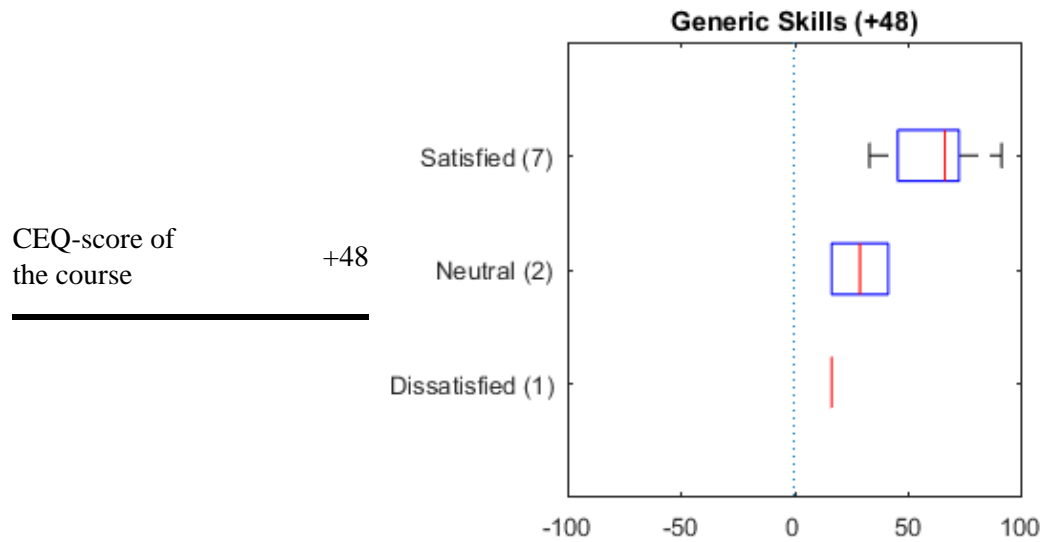
**Appropriate Assessment**



**Appropriate Workload**



### Generic Skills



## Answers to each question

*The questions in bold are reverse positive.*

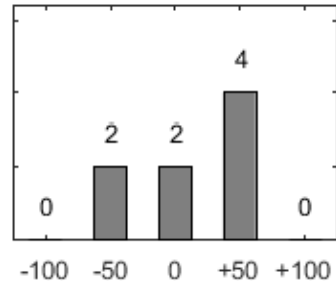
*Statistical examination between dissatisfied and satisfied has not been done due to at least one of the groups consist of less than five students*

### Good Teaching (+25)

Question	CEQ-score	Histogram
3. The teaching has motivated me to do my best	+22	
7. During the course I have received many valuable comments on my achievements	+25	
15. The teachers made a real effort to understand the problems and difficulties one might be having in this course	+31	

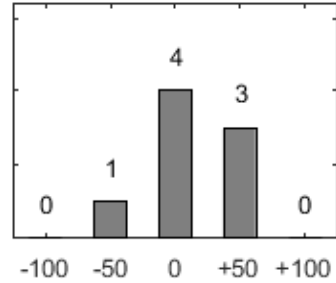
18. The teaching staff normally gave me helpful feedback on the progress of my work

+13



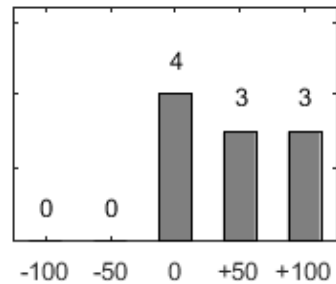
19. My lecturers were extremely good at explaining things

+13



21. The teachers on the course worked hard to make the subject interesting

+45



### Clear Goals and Standards (+50)

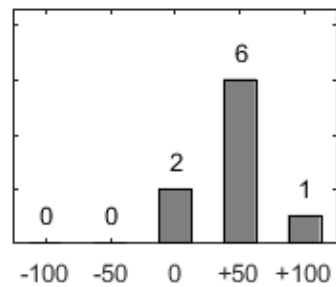
Question

CEQ-score

Histogram

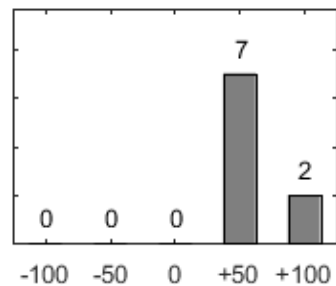
1. It was easy to know the standard of work expected

+44

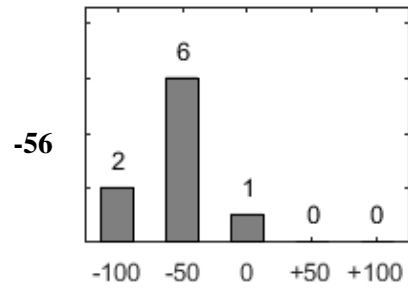


6. I usually had a clear idea of where I was going and what was expected of me in this course

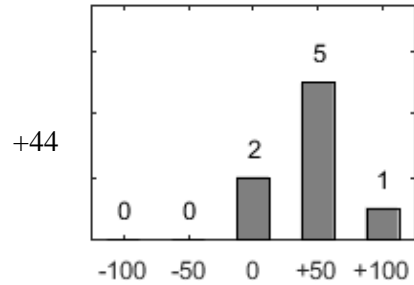
+61



**13. It was often hard to discover what was expected of me in this course**



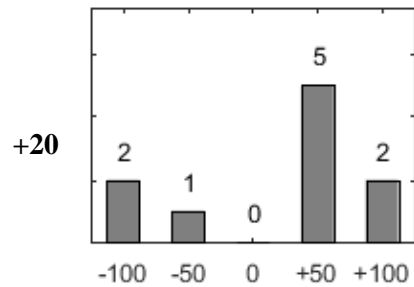
**25. The teachers made it clear right from the start what they expected from the students**



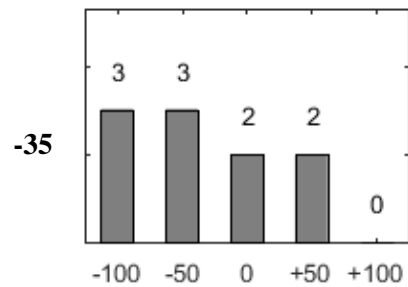
**Appropriate Assessment (+11)**

Question	CEQ-score	Histogram
----------	-----------	-----------

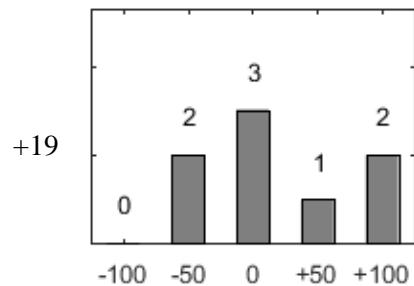
**8. To do well in this course all you really needed was a good memory**



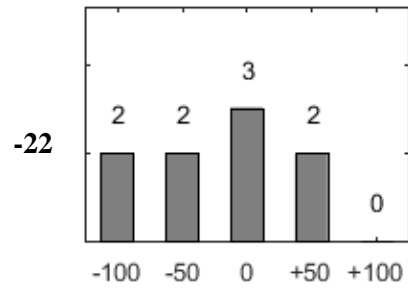
**12. The teachers seemed more interested in testing what I had memorised than what I had understood**



**16. The assessment methods employed in this course required an in-depth understanding of the course content**



**20. Too much of the assessment was just about facts**



### Appropriate Workload (+35)

Question	CEQ-score	Histogram												
<b>4. The workload has been much too heavy</b>	-30	<table border="1"> <thead> <tr> <th>Score</th> <th>Count</th> </tr> </thead> <tbody> <tr> <td>-100</td> <td>1</td> </tr> <tr> <td>-50</td> <td>4</td> </tr> <tr> <td>0</td> <td>5</td> </tr> <tr> <td>+50</td> <td>0</td> </tr> <tr> <td>+100</td> <td>0</td> </tr> </tbody> </table>	Score	Count	-100	1	-50	4	0	5	+50	0	+100	0
Score	Count													
-100	1													
-50	4													
0	5													
+50	0													
+100	0													
14. I was generally given enough time to understand the things I had to learn	+55	<table border="1"> <thead> <tr> <th>Score</th> <th>Count</th> </tr> </thead> <tbody> <tr> <td>-100</td> <td>0</td> </tr> <tr> <td>-50</td> <td>0</td> </tr> <tr> <td>0</td> <td>2</td> </tr> <tr> <td>+50</td> <td>5</td> </tr> <tr> <td>+100</td> <td>3</td> </tr> </tbody> </table>	Score	Count	-100	0	-50	0	0	2	+50	5	+100	3
Score	Count													
-100	0													
-50	0													
0	2													
+50	5													
+100	3													
<b>22. There was a lot of pressure on me as a student in this course</b>	-15	<table border="1"> <thead> <tr> <th>Score</th> <th>Count</th> </tr> </thead> <tbody> <tr> <td>-100</td> <td>1</td> </tr> <tr> <td>-50</td> <td>3</td> </tr> <tr> <td>0</td> <td>4</td> </tr> <tr> <td>+50</td> <td>2</td> </tr> <tr> <td>+100</td> <td>0</td> </tr> </tbody> </table>	Score	Count	-100	1	-50	3	0	4	+50	2	+100	0
Score	Count													
-100	1													
-50	3													
0	4													
+50	2													
+100	0													
<b>24. The sheer volume of work in this course made it impossible to comprehend everything thoroughly</b>	-40	<table border="1"> <thead> <tr> <th>Score</th> <th>Count</th> </tr> </thead> <tbody> <tr> <td>-100</td> <td>2</td> </tr> <tr> <td>-50</td> <td>5</td> </tr> <tr> <td>0</td> <td>2</td> </tr> <tr> <td>+50</td> <td>1</td> </tr> <tr> <td>+100</td> <td>0</td> </tr> </tbody> </table>	Score	Count	-100	2	-50	5	0	2	+50	1	+100	0
Score	Count													
-100	2													
-50	5													
0	2													
+50	1													
+100	0													

## Generic Skills (+48)

Question	CEQ-score	Histogram												
2. The course has developed my problem-solving skills	+40	<table border="1"> <caption>Histogram Data for Question 2</caption> <thead> <tr> <th>Score</th> <th>Frequency</th> </tr> </thead> <tbody> <tr><td>-100</td><td>0</td></tr> <tr><td>-50</td><td>1</td></tr> <tr><td>0</td><td>3</td></tr> <tr><td>+50</td><td>3</td></tr> <tr><td>+100</td><td>3</td></tr> </tbody> </table>	Score	Frequency	-100	0	-50	1	0	3	+50	3	+100	3
Score	Frequency													
-100	0													
-50	1													
0	3													
+50	3													
+100	3													
5. The course has sharpened my analytic skills	+40	<table border="1"> <caption>Histogram Data for Question 5</caption> <thead> <tr> <th>Score</th> <th>Frequency</th> </tr> </thead> <tbody> <tr><td>-100</td><td>0</td></tr> <tr><td>-50</td><td>1</td></tr> <tr><td>0</td><td>2</td></tr> <tr><td>+50</td><td>5</td></tr> <tr><td>+100</td><td>2</td></tr> </tbody> </table>	Score	Frequency	-100	0	-50	1	0	2	+50	5	+100	2
Score	Frequency													
-100	0													
-50	1													
0	2													
+50	5													
+100	2													
9. The course helped me develop my ability to work in a group	+61	<table border="1"> <caption>Histogram Data for Question 9</caption> <thead> <tr> <th>Score</th> <th>Frequency</th> </tr> </thead> <tbody> <tr><td>-100</td><td>0</td></tr> <tr><td>-50</td><td>0</td></tr> <tr><td>0</td><td>1</td></tr> <tr><td>+50</td><td>5</td></tr> <tr><td>+100</td><td>3</td></tr> </tbody> </table>	Score	Frequency	-100	0	-50	0	0	1	+50	5	+100	3
Score	Frequency													
-100	0													
-50	0													
0	1													
+50	5													
+100	3													
10. The course has made me feel more confident about tackling new and unfamiliar problems	+60	<table border="1"> <caption>Histogram Data for Question 10</caption> <thead> <tr> <th>Score</th> <th>Frequency</th> </tr> </thead> <tbody> <tr><td>-100</td><td>0</td></tr> <tr><td>-50</td><td>0</td></tr> <tr><td>0</td><td>2</td></tr> <tr><td>+50</td><td>4</td></tr> <tr><td>+100</td><td>4</td></tr> </tbody> </table>	Score	Frequency	-100	0	-50	0	0	2	+50	4	+100	4
Score	Frequency													
-100	0													
-50	0													
0	2													
+50	4													
+100	4													
11. The course has improved my skills in written communication	+50	<table border="1"> <caption>Histogram Data for Question 11</caption> <thead> <tr> <th>Score</th> <th>Frequency</th> </tr> </thead> <tbody> <tr><td>-100</td><td>0</td></tr> <tr><td>-50</td><td>0</td></tr> <tr><td>0</td><td>2</td></tr> <tr><td>+50</td><td>6</td></tr> <tr><td>+100</td><td>2</td></tr> </tbody> </table>	Score	Frequency	-100	0	-50	0	0	2	+50	6	+100	2
Score	Frequency													
-100	0													
-50	0													
0	2													
+50	6													
+100	2													
23. The course has helped me to develop the ability to plan my work	+39	<table border="1"> <caption>Histogram Data for Question 23</caption> <thead> <tr> <th>Score</th> <th>Frequency</th> </tr> </thead> <tbody> <tr><td>-100</td><td>0</td></tr> <tr><td>-50</td><td>0</td></tr> <tr><td>0</td><td>3</td></tr> <tr><td>+50</td><td>5</td></tr> <tr><td>+100</td><td>1</td></tr> </tbody> </table>	Score	Frequency	-100	0	-50	0	0	3	+50	5	+100	1
Score	Frequency													
-100	0													
-50	0													
0	3													
+50	5													
+100	1													



## Free text answers

*The free text answers are pre-reviewed by the students' representatives.*

### What were the best aspects of the course

#### Satisfied students

Läraren är den mest organiserade läraren jag någonsin haft på hela LTH.

vissa intressanta delar av sannolikhetsteori gicks igenom och man fick här chansen att förstå ämnet från djupet. Visserligen behövs det inte för att klara kursen, då uppgifterna är mer praktiska, men det var intressant och intuitivt

Att trots att man har använt regression tidigare så gav denna kurs en mycket bättre härledning för vilken modell man bör använda och hur man går tillväga för att testa olika modeller för att hitta den bästa.

The best thing was working with new techniques and learning a new programming language.

#### Neutral students

#### Dissatisfied students

### What aspects of the course are most in need of improvement?

#### Satisfied students

I think the timing of the hand-ins need to be different because the current workload was the heaviest by the end of the course which is not ideal when trying to balance other subjects at the same time. The workload could have been shifted to have a pretty even workload easily by having the first project hand in before easter.

#### Neutral students

#### Dissatisfied students